


ACCESS SERVICE

Following are the exchanges in which Access Services are available in Nebraska. The exchange areas are as defined by maps filed with the Nebraska Public Service Commission as part of the Telephone Company's Local Exchange Tariff.

BAYARD
BROADWATER
CHAPPELL
EAST LaGRANGE
GERING

KIMBRALL
LEWELLEN
LYMAN
MINATARE
MITCHELL

MORRILL
OSHKOSH
POTTER
SCOTTSBLUFF



ISSUE DATE:
October 9, 2009

Gary L. Kepley
Director – Regulatory Systems & Modeling

EFFECTIVE DATE:
October 19, 2009

ACCESS SERVICE

ACCESS SERVICE

CONCURRING CARRIERS


NO CONCURRING CARRIERS

CONNECTING CARRIERS

NO CONNECTING CARRIERS

OTHER PARTICIPATING CARRIERS

NO OTHER PARTICIPATING CARRIERS



ISSUE DATE:
October 9, 2009

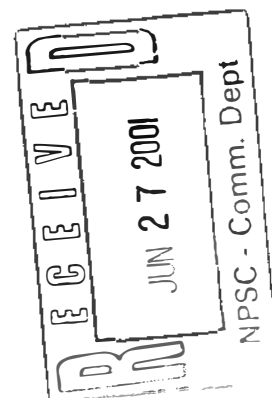
Gary L. Kepley
Director – Regulatory Systems & Modeling

EFFECTIVE DATE:
October 19, 2009

ACCESS SERVICE
CHECK SHEET

Title Page 1 and Page 1 through 470 inclusive of this tariff are effective as of the date shown. Original and revised pages below contain all changes from the original tariff that are in effect on the date hereof.

<u>Page Number</u>	<u>Number of Revision Except as Indicated</u>	<u>Page Number</u>	<u>Number of Revision Except as Indicated</u>	<u>Page Number</u>	<u>Number of Revision Except as Indicated</u>	<u>Page Number</u>	<u>Number of Revision Except as Indicated</u>
Title 1	Original	36	Fourth	74	First	110	Second
Thru		37	Fourth	75	Second	111	Original
Title 3	Original	38	Fourth	76	Original	112	Original
1	32nd*	38.1	Second	77	First	113	First
1.1	Fourteenth*	39	Third	78	Original	114	Original
1.2	Seventeenth*	40	Second	78.1	First	117	First
2	Original	41	Third	79	Original	121	First
3	Third	41.1	Second	80	Original	122	Original
4	Fifth	41.2	First	81	Original	123	First
5	Second	41.3	First	82	Original	124	Second
6	Third	42	Sixth	83	Original	125	Second
7	Fifth	42.1	First	84	First	126	Second
8	Second	43	Third	85	First	127	Second
9	Fourth	43.1	Original	86	Original	128	First
10	Third	44	First	87	First	129	Second
11	Fourth	45	First	87.1	First	130	Fourth
12	Third	46	Original	88	Third	131	First
13	Second	47	Second	89	Third	132	Fourth
14	Original	48	Second	90	Second	133	Fourth
15	Fourth*	49	Original	91	Third	133.1	First
16	Second	50	Original	91.1	Original	133.2	First
17	Second	51	Original	92	Original	134	Fourth
18	Second	52	Third	93	Second	135	Fifth
19	Third	53	Third	94	Third	136	First
19.1	First	54	First	95	Third	136.1	Original
20	Original	55	Third	96	Fifth	136.2	Original
21	First	56	First	96.1	Original	136.3	Original
22	Second	57	Second*	96.2	Original	137	Second
22.1	Original	58	First	97	Original	138	First
23	Third	59	Original	98	Original	138.1	Original
24	Second	60	Original	99	Original	138.2	Original
25	First	61	Original	100	Original	138.3	Original
26	First	thru		101	Original	138.4	Original
27	Original	66	Original	102	First	139	First
28	First	67	First	103	Third	140	First
29	First	68	Second	103.1	Second	141	First
30	Original	69	Original	103.2	Original	142	First
31	Original	70	First	104	First	143	First
32	Original	70.1	First	105	Original	144	First
33	First	70.2	Original	106	Original	145	First
34	Original	71	Second	107	Second	146	First
35	First	72	Third	108	Second	147	First
35.1	Original	73	Third	109	First	148	First



* New or revised page

ISSUE DATE:
June 27, 2001

Rudolph R. Povirk, Jr.
Director—Carrier Tariffs

EFFECTIVE DATE:
July 7, 2001


ACCESS SERVICE

CHECK SHEET

Title Page 1 and Page 1 through 470 inclusive of this tariff are effective as of the date shown. Original and revised pages below contain all changes from the original tariff that are in effect on the date hereof.

Page Number	Number of Revision Except as Indicated	Page Number	Number of Revision Except as Indicated	Page Number	Number of Revision Except as Indicated	Page Number	Number of Revision Except as Indicated
149	First	186	Third	214.1	First	241	First
150	Second	186.1	First	214.2	First	242	First
151	Second	187	Fourth	214.3	First	243	First
151.1	Second*	187.1	Second	214.4	First	244	Second
152	Third	187.2	Second	214.5	First	245	First
153	Second	187.3	Second	214.6	First	246	Second
153.1	Original	187.4	First	214.7	First	246.1	First
153.2	Original	187.5	First	214.8	First	246.2	First
153.3	Original	187.6	Original	214.9	First	247	Third
153.4	Original	187.7	Original	214.10	First	248	Second
154	Third	187.8	Original	215	First	249	Second
155	Third	187.9	Original	216	First	250	Second
156	Third	188	Third	217	First	251	Fourth
157	Third	189	First	218	First	251.1	Original
158	Second	190	Fourth	219	First	252	Second
158.1	First	191	Second	220	First	253	First
159	Fifth	192	Second	221	Second	254	Fourth
160	Third*	193	First	222	Third	255	Third
161	Fourth	194	Third	222.1	Second	256	First
162	Second	195	Second	223	Fourth	257	Second
163	First	196	First	224	Second	258	Second
164	First	197	Third	225	Original	259	First
165	First	197.1	Third	226	Second	260	First
166	First	197.2	First	226.1	Second	261	Original
167	Third	197.3	Original	226.2	First	262	Second
168	Second*	198	Second	226.3	Original	263	First
169	First	199	First	227	Fifth	264	Second
170	First	200	Second	227.1	Second	265	First
171	Second	201	Second	228	Third	266	First
172	Fourth	202	Fifth	229	Third	267	Third*
173	Third*	202.1	Original	230	First	268	Third*
174	First	202.2	Original	231	First	269	Original
176	Second	202.3	Original	232	First	270	Second
177	Third	202.4	Original	233	Second	271	Second
178	Third*	202.5	Original	234	Second	272	Original
179	First	203	First	235	Third	273	First
180	First	204	Original	236	First	thru	
181	First	205	Original	237	Fourth	277	First
182	Third	206	Original	238	First	278	Original
183	Fourth	Thru		239	First	279	Third
184	Second	213	Original	240	Third	280	Third
185	Fifth*	214	Second				

* New or revised page



ISSUE DATE:
June 27, 2001

Rudolph R. Povirk, Jr.
Director-Carrier Tariffs


EFFECTIVE DATE:
July 7, 2001

ACCESS SERVICE

CHECK SHEET

Title Page 1 and Page 1 through 470 inclusive of this tariff are effective as of the date shown. Original and revised pages below contain all changes from the original tariff that are in effect on the date hereof.

<u>Page Number</u>	<u>Number of Revision Except as Indicated</u>	<u>Page Number</u>	<u>Number of Revision Except as Indicated</u>	<u>Page Number</u>	<u>Number of Revision Except as Indicated</u>	<u>Page Number</u>	<u>Number of Revision Except as Indicated</u>
281	First	324	Second	357	Second	384	First*
282	First	325	Original	358	Original	385	First*
283	Original	326	First	359	First	385.1	First
284	First	327	First	360	Original	385.2	First
285	Original	328	Second	thru		385.3	First
286	First	328.1	First	364	First*	385.4	First
287	Original	329	First	365	First*	386	Original
288	First	330	Original	366	Second*	thru	
289	First	331	Original	366.1	Original*	406	Original
290	First	332	Second	366.2	Original*	407	Second
291	Second	333	Second	366.3	Original*	408	First
292	First	334	First	366.4	Original*	409	Fourth
293	Second	335	Second	366.5	Original*	410	Fourth
294	Third	336	First	366.6	Original*	411	Fourth
294.1	Second	337	Second	366.7	Original*	412	Third
295	Fourth	338	Fifth	366.8	Original*	thru	
296	Third	339	Fifth	367	Third*	415	Third
297	Third	339.1	Second	367.1	Original	416	Fourth
298	Second	339.2	Second	367.2	Original	417	Third
299	Fourth	339.3	Second	367.3	Original	418	Fifth
299.1	Third	339.4	Second	367.4	Original	419	Second
300	First	339.5	Original	368	Fourth	420	Second
301	First	340	Second	368.1	Second	421	Second
302	Second	341	Original	369	Fourth	422	Third
303	Second	342	First	370	Fourth	423	Second
304	First	343	First	371	Third	424	Second
305	Second	344	Original	372	Fourth	425	Second
306	Second	345	First	372.1	Second	426	Second
307	First	345.1	Original	373	Second	427	Second
308	Second	345.2	Original	374	First*	428	Deleted
309	Second	346	Original	375	First*	thru	
310	First	347	Second	376	First*	470	Deleted
311	Original	348	Original	377	First*		
312	Original	349	Original	378	Second*		
313	Original	349.1	Original	379	First*		
314	Original	350	First	380	First*		
thru		351	Original	381	Fourth*		
321	Original	thru		381.1	Original		
322	Original	355	Original	381.2	Original		
323	Second	356	First	382	First		
				383	First*		



*New or Revised

ISSUE DATE:
June 27, 2001

Rudolph R. Povirk, Jr.
Director-Carrier Tariffs

EFFECTIVE DATE:
July 7, 2001

United Telephone Company
of the West
Nebraska

Original Page 2

ACCESS SERVICE

TABLE OF CONTENTS

	<u>Page No.</u>
Concurring Carriers	Title Page 3
Connecting Carriers	Title Page 3
Other Participating Carriers	Title Page 3
Explanation of Symbols	18
Explanation of Abbreviations	18
Reference to Other Tariffs	19
1. <u>APPLICATION OF TARIFF</u>	20
2. <u>GENERAL REGULATIONS</u>	21
2.1 <u>Undertaking of the Telephone Company</u>	21
2.1.1 Scope	21
2.1.2 Limitations	21
2.1.3 Liability	23
2.1.4 Provision of Services	26
2.1.5 Installation and Termination of Services	26
2.1.6 Maintenance of Services	27
2.1.7 Changes and Substitutions	27
2.1.8 Refusal and Discontinuance of Service	28
2.1.9 Limitation of Use of Metallic Facilities	29
2.1.10 Notification of Service Affecting Activities	29
2.1.11 Coordination with Respect to Network Contingencies	29
2.1.12 Provision and Ownership of Telephone Numbers	30
2.2 <u>Use</u>	30
2.2.1 Reserved For Future Use	30
2.2.2 Interference or Impairment	30
2.2.3 Unlawful Use	31


ISSUE DATE:
September 15, 1987

Vice President-Revenues
6666 West 110th Street
Overland Park, Kansas 66211

EFFECTIVE DATE:
October 1, 1987


ACCESS SERVICE
TABLE OF CONTENTS

	<u>Page No.</u>	
2.		<u>GENERAL REGULATIONS (Cont'd)</u>
2.3		<u>Obligations of the Customer</u> 31
2.3.1		Damages 31
2.3.2		Ownership of Facilities and Theft 32
2.3.3		Equipment Space and Power 32
2.3.4		Reserved For Future Use 32
2.3.5		Reserved For Future Use 33
2.3.6		Availability for Testing 33
2.3.7		Balance 33
2.3.8		Design of Customer Services 33
2.3.9		References to the Telephone Company 34
2.3.10		Reserved For Future Use 34
2.3.11		Claims and Demands for Damages 34
2.3.12		Reserved For Future Use 35
2.3.13		Coordination with Respect to Network Contingencies 35
2.3.14		Jurisdictional Report Requirements 36
2.3.15		Determination of Intrastate Charges for Mixed Interstate and Intrastate Access Service and CCS/SS7 Data Base Services 42
2.3.16		Certification of Special Access Lines as Interstate 43 (N)
2.3.17		Identification and Rating of VoIP-PSTN Traffic 43.1 (N)
2.4		<u>Payment Arrangements and Credit Allowances</u> 44 (T)
2.4.1		Payment of Rates, Charges and Deposits 44 (T)
2.4.2		Minimum Period 50
2.4.3		Cancellation of an Order for Service 51
2.4.4		Credit Allowance for Service Interruptions 51
2.4.5		Customer Bill Verification 58
2.4.6		Re-establishment of Service Following Fire, Flood or Other Occurrence 58
2.4.7		Title or Ownership Rights 59
2.4.8		Ordering, Rating and Billing of Access Services Where More Than One Exchange Telephone Company is Involved 60
2.4.9		Service Performance Provisioning Guarantee 70.1



ACCESS SERVICE
TABLE OF CONTENTS

	<u>Page No.</u>	
2. <u>GENERAL REGULATIONS</u> (Cont'd)		
2.5 <u>Connections</u>	71	
2.5.1 General	71	
2.6 <u>Definitions</u>	71	
Access Code	71	
Access Minutes	71	
Access Tandem	72	
Alternate Billing Service (ABS)	72	
Answer/Disconnect Supervision	72	
Attenuation Distortion	72	
Balance (100 Type) Test Line	72	
Billed Number Screening (BNS)	72	
Bit	72.1	
Business Day	72.1	
Call	73	(D)
Carrier or Common Carrier	73	
Carrier Identification Parameter (CIP)	73	
CCS	73	
Central Office	73	
Central Office Prefix	74	
Centralized Automatic Reporting on Trunks Testing	74	
Channel(s)	74	
Channel Service Unit	74	
Channelize	74	
Clear Channel Capability (CCC)	74	(N)
CLEC (Competitive Local Exchange Carrier)	75	
CLEC Customer	75	
C-Message Noise	75	
C-Notched Noise	75	
Common Line	75	
Communications System	75	
Conventional Signaling	76	
Customer(s)	76	
Customer Designated Premises	76	



ACCESS SERVICE
TABLE OF CONTENTS

	<u>Page No.</u>	
2.		<u>GENERAL REGULATIONS (Cont'd)</u>
2.6		<u>Definitions (Cont'd)</u>
	76	Data Transmission (107 Type) Test Line
	76	Decibel
	76	Decibel Reference Noise C-Message Weighting
	77	Decibel Reference Noise C-Message Reference to 0
	77	Detail Billing
	77	Directory Assistance (Interstate)
	77	Directory Assistance Location (Interstate)
	77	Dual Tone Multifrequency Address Signaling
	78	Echo Control
	78	Echo Path Loss
	78	Echo Return Loss
	78	Effective 2-Wire
	78	Effective 4-Wire
	79	End Office Switch
	79	End User
	79	Entry Switch
	79	Envelope Delay Distortion
	79	Equal Level Echo Path Loss
	80	Expected Measured Loss
	80	Exchange
	80	Exchange Access Signaling
	80	Extended Area Service
	81	Field Identifier
	81	Firm Access Order
	81	First Come-First Served
	81	First Point of Switching
	81	Frequency Shift
	82	Geographically Aggregated Rate
	82	Grandfathered
	82	Host Office
	83	Immediately Available Funds
	83	Impedance Balance
	83	Impulse Noise

ISSUED:
May 9, 2013

Gary L. Kepley
Director, Regulatory Operations
5454 West 110th Street
Overland Park, KS 66211

EFFECTIVE:
July 2, 2013

ACCESS SERVICE
TABLE OF CONTENTS

	<u>Page No.</u>	
2.		<u>GENERAL REGULATIONS</u> (Cont'd)
2.6		<u>Definitions</u> (Cont'd)
		Individual Case Basis 83
		Inserted Connection Loss 83
		Interexchange Carrier (IC) or Interexchange Common Carrier 84
		Intermodulation Distortion 84
		Interstate Communications 84
		Intrastate Communications 84
		Line Information Date Base (LIDB) 84
		Line Side Connection 84
		Local Access and Transport Area (LATA) 85
		Local Calling Area 85
		Local Service Provider 85
		Local Tandem Switch 85
		Loop Around Test Line 85
		Loss Deviation 86
		Maritime Radio Common Carriers (MRCCs) 86
		Major Fraction Thereof 86
		Message 86
		Milliwatt (102 Type) Test Line 86
		Network Control Signaling 86
		Non-Toll Free 87 (N)
		Nonsynchronous Test Line 87
		North American Numbering Plan 87
		Off-Hook 87
		On-Hook 87
		Open Circuit Test Line 87
		Operator Services System (OSS) 87
		Originating Direction 87.1
		Originating Point Code (OPC) 87.1
		Overlap Outpulsing 87.1
		Pay Telephone 87.1
		Personal Identification Number (PIN) 88
		Phase Jitter 88
		Point of Termination 88
		Premises 88
		Primary Exchange Carrier 88
		Query 88
		Radio Common Carriers (RCCs) 88
		Registered Equipment 89
		Remote Switching Modules and/or Remote Switching Systems 89
		Response 89
		Responsible Organization 89
		Return Loss 89

ISSUE DATE:
June 21, 2021

Chantel Bosworth
Director – Government Operations
Monroe, Louisiana


EFFECTIVE DATE:
July 1, 2021

NE2021-09

Received by NPSC
6/21/2021


ACCESS SERVICE
TABLE OF CONTENTS

	<u>Page No.</u>	
2.		<u>GENERAL REGULATIONS (Cont'd)</u>
2.6		<u>Definitions (Cont'd)</u>
		Secondary Exchange Carrier 89
		Service Control Point (SCP) 89.1
		Service Switching Point (SSP) 89.1
		Serving Wire Center 89.1
		Seven Digit Manual Test Line 89.1
		Short Circuit Test Line 89.1
		Signal Transfer Point (STP) 90
		Signal-To-C-Notched Noise Ratio 90
		Singing Return Loss 90
		Special Order 90
		Subtending End Office of an Access Tandem 90
		Synchronous Test Line 91
		Tandem-Switched Transport 91
		Terminating Direction 91
		Toll Free Code Service Management System 91
		Toll Free Code Service Provider 91
		Toll VoIP-PSTN Traffic 91 (N)
		Transmission Measuring (105 Type) Test Line/Responder 91.1
		Transmission Path 91.1
		Trunk 91.1
		Trunk Group 92
		Trunk Side Connection 92
		Two-Wire to Four-Wire Conversion 92
		Uniform Service Order Code 92
		V and H Coordinates Method 92
		WATS Access Line Service 93
		WATS Serving Office 93
		Wire Center 93
3.		<u>CARRIER COMMON LINE ACCESS SERVICE</u> 94
3.1		<u>General</u> 94
3.2		<u>Limitations</u> 94
3.3		<u>Undertaking of the Telephone Company</u> 94
3.4		<u>Obligations of the Customer</u> 95
3.5		<u>Determination of Usage Subject to Carrier Common Line Access Charge</u> 95



ACCESS SERVICE
TABLE OF CONTENTS

	<u>Page No.</u>	
3.		<u>CARRIER COMMON LINE ACCESS SERVICE (Cont'd)</u>
3.6	96	Rate Regulations
3.7	96.2	Rates and Charges
4.	97	<u>RESERVED FOR FUTURE USE</u>
		(C)
		(D)
		(D)
5.	98	<u>ORDERING OPTIONS FOR SWITCHED AND SPECIAL ACCESS SERVICE</u>
5.1	98	<u>General</u>
5.1.1	98	Ordering Conditions
5.1.2	99	Provision of Other Services
5.1.3	100	Special Construction
5.2	101	<u>Access Order</u>
5.2.1	105	Access Order Service Date Intervals
5.2.2	107	Access Order Charge
5.2.3	108	Access Order Modifications
5.2.4	113	Cancellation of an Access Order
5.2.5	117	Selection of Facilities For Access Orders
5.2.6	118	Minimum Period
5.2.7	119	Minimum Period Charges
5.2.8	120	Shared Use Facilities




ISSUE DATE:
December 17, 2001

Warren Hannah
Director – Tariffs

EFFECTIVE DATE:
January 17, 2002

ACCESS SERVICE
TABLE OF CONTENTS

	<u>Page No.</u>	
5.		<u>ORDERING OPTIONS FOR SWITCHED AND SPECIAL ACCESS SERVICE</u> (Cont'd)
5.3	120	Available Inventory (T)
5.4	121	Reserved For Future Use (C)
5.5	121	Switched Access Service Minimum Capacity Requirements
5.6	123	Access Order Standard Intervals
6.	130	<u>SWITCHED ACCESS SERVICE</u>
6.1	130	<u>General</u>
6.1.1	130	Switched Access Service Arrangements and Manner of Provision
6.1.2	135	Reserved for Future Use
6.1.3	135	Rate Categories
6.1.4	159	Special Facilities Routing
6.1.5	159	Design Layout Report
6.1.6	159	Testing
6.1.7	161	Ordering Options and Conditions
6.1.8	161	CCS7 Testing Requirements
6.2	161	<u>Provision and Description of Switched Access Service Arrangements</u>
6.2.1	162	Feature Group A (FGA)
6.2.2	168	Feature Group B (FGB)
6.2.3	173	Feature Group C (FGC)
6.2.4	178	Feature Group D (FGD)
6.2.5	185	Toll Free Code (TFC) Access Service
6.2.6	187.3	900 Access Service
6.2.7	187.6	Interim 500 Access Service



ISSUE DATE:
December 17, 2001


Warren Hannah
Director – Tariffs

EFFECTIVE DATE:
January 17, 2002

ACCESS SERVICE

TABLE OF CONTENTS (Cont'd)

	<u>Page No.</u>	
6. <u>SWITCHED ACCESS SERVICE</u> (Cont'd)		
6.3 <u>Local Switching Optional Features</u> (Where equipment is available)	188	
6.4 <u>Transmission Specifications</u>	203	
6.4.1 Standard Transmission Specifications	203	
6.4.2 Data Transmission Parameters	211	
6.5 <u>Obligations of the Telephone Company</u>	214	
6.5.1 Network Management	214	
6.5.2 Design and Traffic Routing of Switched Access Service	215	
6.5.3 Provision of Service Performance Data	216	
6.5.4 Trunk Group Measurement Reports	217	
6.5.5 Determination of Number of Transmission Paths	217	
6.5.6 Determination of Number of End Office Transport Terminations	218	
6.5.7 Design Blocking Probability	218	
6.6 <u>Obligations of the Customer</u>	220	
6.6.1 Report Requirements	221	
6.6.2 Supervisory Signaling	222.1	(T)
6.6.3 Trunk Group Measurement Reports	222.1	(T)
6.6.4 Design of Switched Access Services	222.1	(T)
6.7 <u>Rate Regulations</u>	256	
6.7.1 Description and Application of Rates and Charges	223	
6.7.2 Minimum Periods	237	
6.7.3 Reserved For Future Use	237	



ISSUE DATE:
March 19, 1996


John L. Roe
Vice President
5454 West 110th Street
Overland Park, Kansas 66211

EFFECTIVE DATE:
March 29, 1996

ACCESS SERVICE

TABLE OF CONTENTS (Cont'd)

	<u>Page No.</u>	
6. <u>SWITCHED ACCESS SERVICE</u> (Cont'd)		
6.7 <u>Rate Regulations</u> (Cont'd)		
6.7.4 Reserved for Future Use	237	
6.7.5 Reserved for Future Use	237	
6.7.6 Change of Feature Group Type	238	
6.7.7 Moves	239	
6.7.8 Measuring Access Minutes	240	
6.7.9 Network Blocking Charge for Feature Group D	247	
6.7.10 Application of Rates for Extension Service	248	
6.7.11 Message Unit Credit	248	
6.7.12 Local Information Delivery Services	248	
6.7.13 Mileage Measurement	248	
6.7.14 Shared Use	253	
6.7.15 Information Surcharge	253	
6.7.16 Interim 500 or 900 NXX in Multi-State LATAs	254	(T)
6.8 <u>Rates and Charges</u>	255	
6.8.1 Reserved For Future Use	255	
6.8.2 Local Transport	255	
6.8.3 End Office	255	
6.8.4 Toll Free Code (TFC) Access Service	255	(C)
6.8.5 900 Access Service	255	
6.8.6 Information Surcharge	255	
6.8.7 Interim 500 Access Service	255	(T)
7. <u>SPECIAL ACCESS SERVICE</u>	256	
7.1 <u>General</u>	256	
7.1.1 Channel Types	256	
7.1.2 Rate Categories	259	
7.1.3 Service Configurations	262	
7.1.4 Alternate Use	265	
7.1.5 Special Facilities Routing	266	
7.1.6 Design Layout Report	266	
7.1.7 Acceptance Testing	267	
7.1.8 Ordering Options and Conditions	267	
7.1.9 Special High Voltage Protective Apparatus	268	



ACCESS SERVICE

TABLE OF CONTENTS

	<u>Page No.</u>	
7.		<u>SPECIAL ACCESS SERVICE (Cont'd)</u>
7.2.		<u>Service Descriptions</u> 268
7.2.1		Reserved for Future Use 270
7.2.2		Reserved for Future Use 271
7.2.3		Voice Grade - GRANDFATHERED 272 (C)
7.2.4		Reserved For Future Use 281
7.2.5		Reserved For Future Use 284
7.2.6		Reserved for Future Use 288
7.2.7		Reserved for Future Use 291
7.2.8		Digital Data - GRANDFATHERED 293 (C)
7.2.9		High Capacity 295
7.2.10		Reserved for Future Use 300
7.3		<u>Channel Interface and Network Channel Codes</u> 301
7.3.1		Glossary of Channel Interface Codes and Options 301
7.3.2		Impedance 306
7.3.3		Digital Hierarchy Channel Interface Codes (4DS) 307
7.3.4		Service Designator/Network Channel Code Conversion Table 307
7.3.5		Compatible Channel Interfaces 309
7.4		<u>Rate Regulations</u> 325
7.4.1		Type of Rates and Charges 325
7.4.2		Surcharge for Special Access Service 329
7.4.3		Reserved for Future Use 333
7.4.4		Minimum Periods 333
7.4.5		Moves 333
7.4.6		Mileage Measurement 334
7.4.7		Facility Hubs 335
7.4.8		Shared Use of Digital High Capacity Services 337
7.4.9		Special Term Discount Plan 338

ISSUED:
August 20, 2020

BY: Darlene Terry
Manager, Tariffs

EFFECTIVE:
September 1, 2020


NE2020-12

Received by NPSC
08/20/2020

ACCESS SERVICE

TABLE OF CONTENTS (Cont'd)


	<u>Page No.</u>	
7. <u>SPECIAL ACCESS SERVICE</u> (Cont'd.)		
7.5 <u>Rates and Charges</u>	340	(T)
		(D)
		(D)
7.6 <u>Individual Case Filings</u>	340	(T)
8. <u>RESERVED FOR FUTURE USE</u>	341	
9. <u>DIRECTORY ASSISTANCE SERVICE</u>	342	
9.1 <u>General Description</u>	342	
9.2 <u>Undertaking of the Telephone Company</u>	342	
9.3 <u>Obligations of the Customer</u>	347	
9.4 <u>Payment Arrangements</u>	348	
9.5 <u>Rates and Regulations</u>	350	
9.6 <u>Rates and Charges</u>	350	
9.7 <u>Directory Assistance Service Locations</u>	350	



ISSUE DATE:
July 5, 1996

John L. Roe
Vice President
5454 West 110th Street
Overland Park, Kansas 66211

EFFECTIVE DATE:
July 15, 1996




ACCESS SERVICE
TABLE OF CONTENTS (Cont'd)

	<u>Page No.</u>
10. <u>SPECIAL FEDERAL GOVERNMENT ACCESS SERVICES</u>	351
10.1 <u>General</u>	351
10.2 <u>Emergency Conditions</u>	351
10.3 <u>Intervals to Provide Service</u>	352
10.4 <u>Special Facilities Routing</u>	352
10.5 <u>Safeguarding of Service</u>	352
10.5.1 Facility Availability	352
10.6 <u>Federal Government Regulations</u>	353
10.7 <u>Service Offerings to the Federal Government</u>	353
10.7.1 Type and Description	353
10.7.2 Mileage Application	356
10.7.3 Rates and Charges	357
11. <u>SPECIAL FACILITIES ROUTING OF ACCESS SERVICES</u>	359
11.1 <u>Description of Special Facilities Routing of Access Services</u>	359
11.1.1 Diversity	359
11.1.2 Avoidance	359
11.1.3 Cable-Only Facilities	359
11.2 <u>Rates and Charges for Special Facilities Routing of Access Service</u>	360
11.2.1 Diversity	360
11.2.2 Avoidance	361
11.2.3 Diversity and Avoidance Combined	361
11.2.4 Cable-Only Facilities	361

ACCESS SERVICE
TABLE OF CONTENTS

	<u>Page No.</u>
12. <u>SPECIALIZED SERVICES OR ARRANGEMENTS</u>	362
12.1 General	362
12.2 Move Charges	362
12.3 Rates and Charges	363
13. <u>ADDITIONAL ENGINEERING, ADDITIONAL LABOR AND MISCELLANEOUS SERVICES</u>	364
13.1 Additional Labor	364
13.1.1 Additional Engineering	365
13.1.2 Overtime Installation	365
13.1.3 Overtime Repair	365
13.1.4 Standby	365
13.1.5 Testing and Maintenance with Other Telephone Companies	365
13.1.6 Additional Installation Testing	365
13.1.7 Other Labor	366
13.1.8 Charges for Additional Labor	366
13.1.9 Maintenance of Service	366
13.1.10 Testing Services	366.1
13.2 Reserved For Future Use	366.8
13.3 Miscellaneous Services	366.8
13.3.1 Reserved For Future Use	366.8
13.3.2 Telecommunications Service Priority (TSP) System	367
13.3.3 Presubscription	368
13.3.4 Reserved For Future Use	373
13.3.5 Reserved For Future Use	374
13.3.6 Provision of Access Service Billing Information	381
13.3.7 Billing Name and Address	381
13.3.8 Reserved for Future Use	382
13.3.9 Reserved For Future Use	385
13.3.10 Reserved For Future Use	385

(C)



ISSUE DATE:
December 17, 2001


Warren Hannah
Director – Tariffs

EFFECTIVE DATE:
January 17, 2002

ACCESS SERVICE
TABLE OF CONTENTS

	<u>Page No.</u>
14. <u>SPECIAL CONSTRUCTION</u>	386
14.1 <u>General</u>	386
14.2 <u>Regulations</u>	386
14.2.1 Filing of Charges	386
14.2.2 Ownership of Facilities	386
14.2.3 Interval to Provide Facilities	386
14.2.4 Special Construction Involving Both Interstate and Intrastate Facilities	387
14.2.5 Payment for Special Construction	387
14.2.6 Liabilities and Charges for Special Construction	388
14.2.7 Deferral of Start of Service	402
14.2.8 Definitions	403
14.3 <u>Rates and Charges</u>	406
14.3.1 Charges to Provide Permanent Facilities to the Federal Government	406
14.3.2 Reserved for Future Use	406
15. <u>OPERATOR SERVICES</u>	408
15.1 <u>Operator Services Description</u>	408
15.1.1 Operator Transfer Service	408
15.2 <u>Manner of Provisioning</u>	409
15.2.1 Operator Transfer	410
15.2.2 Signaling	411
15.2.3 Design Layout Report	411
15.2.4 Design Blocking	412
15.2.5 Testing	412
15.2.6 Interface Groups and Transmission Parameters	412
15.2.7 Ordering and Billing Options and Conditions	412
15.3 <u>Liability of the Telephone Company</u>	

(D)



ISSUE DATE:
October 25, 2016


Gary L. Kopley
Director, Regulatory Operations
600 New Century Parkway
New Century, Kansas 66031

EFFECTIVE DATE:
November 15, 2016

ACCESS SERVICE

TABLE OF CONTENTS (Cont'd)

	<u>Page No.</u>	
15. <u>OPERATOR SERVICES</u> (Cont'd)		(C)
15.4 <u>Obligations of the Customer</u>	414	
15.5 <u>Rate Regulations</u>	415	
15.5.1 Description and Application of Rates and Charges	415	
15.5.2 Rates and Charges	415	
16. <u>Common Channel Signaling/Signaling System 7 (CCS/SS7) Data Base Services</u>	416	
16.1 <u>Line Information Data Base (LIDB)</u>	416	
16.1.1 General	416	
16.1.2 Description	416	
16.1.3 Undertakings of the Telephone Company	419	
16.1.4 Obligations of the Customer	422	
16.1.5 Rate Regulations	423	
16.1.6 Rates and Charges	426	(C)



ISSUE DATE:
March 19, 1996

John L. Roe
Vice President
5454 West 110th Street
Overland Park, Kansas 66211

EFFECTIVE DATE:
March 29, 1996

ACCESS SERVICE

EXPLANATION OF SYMBOLS

- (C) - To signify changed regulation
- (D) - To signify discontinued rate or regulation
- (I) - To signify increase
- (M) - To signify matter relocated without change
- (N) - To signify new rate or regulation
- (R) - To signify reduction
- (S) - To signify reissued matter
- (T) - To signify a change in text but no change in rate or regulation
- (Z) - To signify a correction

EXPLANATION OF ABBREVIATIONS

- ABS - Alternate Billing Service
- ac - alternating current
- AML - Actual Measured Loss
- ANI - Automatic Number Identification
- ASR - Access Service Request
- AT&T - American Telephone and Telegraph Company
- AUL - Annual Underutilization Liability
- BD - Business Day
- BHMC - Busy Hour Minutes of Capacity
- BNS - Billed Number Screening
- CCS/SS7 - Common Channel Signaling/Signaling System 7
- CI - Channel Interface
- CLEC - Competitive Local Exchange Carrier
- CNCC - Customer Network Control Center
- CO - Central Office
- COCTX - Central Office Centrex
- Cont'd - Continued
- CSACC - Customer Service Administration Control Center
- Ctx - Centrex
- DA - Digital Data Access
- dB - decibel
- dBrnCO - Decibel Reference Noise C-Message Weighted 0
- dc - direct current
- EML - Expected Measured Loss
- ESS - Electronic Switching System
- ESSX - Electronic Switching System Exchange
- f - frequency
- F.C.C. - Federal Communications Commission
- FX - Foreign Exchange
- GAR - Geographically Aggregated Rate
- HC - High Capacity
- Hz - Hertz
- IC - Interexchange Carrier

(N)

ISSUED:
May 9, 2013

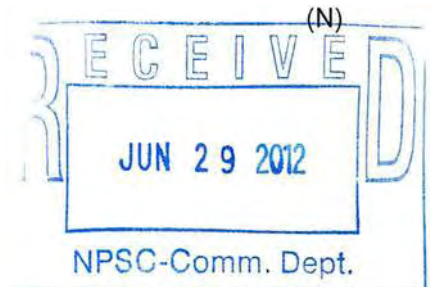
Gary L. Kepley
Director, Regulatory Operations
5454 West 110th Street
Overland Park, KS 66211

EFFECTIVE:
July 2, 2013

ACCESS SERVICE

EXPLANATION OF ABBREVIATIONS

ICB	-	Individual Case Basis
ILP	-	Initial Liability Period
Kbps	-	kilobits per second
KHz	-	kilohertz
LATA	-	Local Access and Transport Area
LDMTS	-	Long Distance Message Telecommunications Service(s)
LIDB	-	Line Information Data Base
LSP	-	Local Service Provider
Ma	-	milliamperes
Mbps	-	Megabits per second
MHz	-	Megahertz
MMUC	-	Minimum Monthly Usage Charge
MOU	-	Minutes of Use
MRC	-	Monthly Recurring Charge
MT	-	Metallic
MTL	-	Maximum Termination Liability
MTS	-	Message Telecommunications Service(s)
MTS/WATS	-	Message Telecommunications Service and/or Wide Area Telecommunications Service
MTS/WATS-type	-	Execunet/Sprint-type Interstate Services which MCI Telecommunications Corporation presently markets as Execunet and Network Service and which GTE Sprint (formerly Southern Pacific) markets as Sprint IV and V or any other like services which may be offered by those two carriers or any other common carriers.
N/A	-	Not Available at this time
NPA	-	Numbering Plan Area
NRC	-	Nonrecurring Charge
NTS	-	Non-Traffic Sensitive
NXX	-	Three Digit Central Office Code
OPC	-	Originating Point Code
OSS	-	Operator Service System
PBX	-	Private Branch Exchange
PCM	-	Pulse Code Modulation
PI	-	Priority Installation
PIN	-	Personal Identification Number
PIU	-	Percent Interstate Usage
PLR	-	Private Line Ringdown
POT	-	Point of Termination
PR	-	Priority Restoration
PSTN	-	Public Switched Telephone Network
PVU	-	Percent VoIP Usage
RCCs	-	Radio Common Carriers
RMC	-	Recurring Monthly Charge
Rms	-	root-mean-square
SCP	-	Service Control Point
SSN	-	Switched Service Network



ISSUE DATE:
July 2, 2012

Gary Kepley
Director - Regulatory Operations

EFFECTIVE DATE:
July 13, 2012

ACCESS SERVICE


EXPLANATION OF ABBREVIATIONS

STP	-	Signal Transfer Point
SWC	-	Serving Wire Center
TDM	-	Time Division Multiplexing
TES	-	Telephone Exchange Service(s)
TFC	-	Toll Free Code
TLP	-	Transmission Level Point
TSPS	-	Traffic Service Position System
V & H	-	Vertical & Horizontal
VG	-	Voice Grade
VoIP	-	Voice over Internet Protocol
WATS	-	Wide Area Telecommunications Service(s)

(D)

REFERENCE TO OTHER TARIFFS


Whenever reference is made in this tariff to other tariffs of the Telephone Company, the reference is to the tariffs in force as of the effective date of this tariff, and to amendments thereto and successive issues thereof.



ISSUE DATE:
March 20, 2017

Gary Kepley
Director - Regulatory Operations

EFFECTIVE DATE:
March 31, 2017



ACCESS SERVICE

1. Application of Tariff

- 1.1 This tariff contains regulations, rates and charges applicable to the provision of Carrier Common Line, Switched Access and Special Access Services, and other miscellaneous services, hereinafter referred to collectively as service(s), provided by the issuing carriers of this tariff, hereinafter referred to as the Telephone Company, to Customers(s).
- 1.2 The provision of such services by the Telephone Company as set forth in this tariff does not constitute a joint undertaking with the customer for the furnishing of any service.
- 1.3 Exceptions to the rate schedules contained in this tariff are as follows:

1.3.1 End User Access Service

The regulations, rates, and charges for End User Access Service contained within this Tariff do not apply.

1.3.2 Switched Access Service

The regulations, rates, and charges for Switched Access Service contained within this Tariff are applied in compliance with the Nebraska Public Service Commission's order under Application Numbers C-497 and C-552.

Premium access charges will apply to Feature Group C and D traffic. Feature Group A and B traffic occurring in an equal access office will be billed at premium rates. A 25% discount will apply to Feature Group A and B traffic occurring in non-converted offices.

1.3.3 Billing and Collection Service

This service has been detariffed and therefore is not made part of the intrastate access tariff approved by this Commission.

ACCESS SERVICE

2. General Regulations

2.1 Undertaking of the Telephone Company

2.1.1 Scope

(A) Reserved For Future Use

(B) The Telephone Company does not undertake to transmit messages under this tariff.

The Telephone Company shall be responsible only for the installation, operation and maintenance of the services it provides.

The Telephone Company will, for maintenance purposes, test its services only to the extent necessary to detect and/or clear troubles.


(E) Services are provided 24 hours daily, seven days per week, except as set forth in other applicable sections of this tariff.

(F) The Telephone Company does not warrant that its facilities and services meet standards other than those set forth in this tariff.

2.1.2 Limitations

(A) The customer may not assign or transfer the use of services provided under this tariff; however, where there is no interruption of use or relocation of the services, such assignment or transfer may be made to:

(1) another customer, whether an individual, partnership, association or corporation, provided the assignee or



ACCESS SERVICE

2. General Regulations (Cont'd)

2.1 Undertaking of the Telephone Company (Cont'd)

2.1.2 Limitations (Cont'd)

(A) (Cont'd)

- (2) a court-appointed receiver, trustee or other person acting pursuant to law in bankruptcy, receivership, reorganization, insolvency, liquidation or other similar proceedings, provided the assignee or transferee assumes the unexpired portion of the minimum period and the termination liability applicable to such services, if any.

(M1)

(M1)

In all cases of assignment or transfer, the written acknowledgment of the Telephone Company is required prior to such assignment or transfer which acknowledgment shall be made within 15 days from the receipt of notification. All regulations and conditions contained in this tariff shall apply to such assignee or transferee.

The assignment or transfer of services does not relieve or discharge the assignor or transferor from remaining jointly or severally liable with the assignee or transferee for any obligations existing at the time of the assignment or transfer.

- (B) The installation, use, and restoration of services shall be in accordance with Part 64, Subpart D, of the Federal Communications Commission's Rules and shall be subject to the regulations set forth following in Section 13.3.2, Telecommunications Service Priority (TSP) System.

Subject to compliance with the rules mentioned in (B) preceding, the services offered herein will be provided to customers on a first-come, first-served basis.


(M2)

(M2)

- (C) The use of the Automatic Number Identification (ANI) and Charge Number (CN) optional features shall be subject to the following limitations in accordance with part 64, Subpart P, of the Federal Communications Commission's Rules. Any customer that is provided ANI or Charge Number service, as offered in Section 6 of this tariff, is:

(N)

(N)



(M1) Text relocated to page 21
(M2) Text relocated from page 23

ISSUE DATE:
April 30, 1999

Rudolph R. Povirk, Jr.
Director-Carrier Tariffs

EFFECTIVE DATE:
September 1, 1999

ACCESS SERVICE

2. General Regulations (Cont'd)

2.1 Undertaking of the Telephone Company (Cont'd)

2.1.2 Limitations (Cont'd)

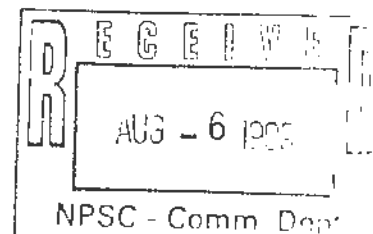
(C) (Cont'd)

- (1) permitted to use the telephone number and billing information for billing and collection, routing, screening, and completion of the originating telephone subscriber's call or transaction, or for services directly related to the originating telephone subscriber's call or transaction;
- (2) prohibited from reusing or selling the telephone number or billing information without first notifying the originating telephone subscriber and obtaining the affirmative consent of such subscriber for such reuse or sale; and
- (3) prohibited from disclosing any information derived from the ANI or Charge Number service, except as permitted by (1) and (2) above, for any purpose other than:
 - performing the services or transactions that are the subject of the originating telephone subscriber's call;
 - ensuring network performance security, and the effectiveness of call delivery;
 - compiling, using, and disclosing aggregate information; and
 - complying with applicable law or legal process.

The above restrictions shall not prevent an ANI or Charge Number customer from using the telephone number and billing information, or information derived from analysis of the characteristics of calls received that include the ANI or Charge Number information, to offer a product or service that is directly related to the products or services previously purchased by an end user of the ANI or Charge Number customer.

(N)

(N)



ACCESS SERVICE


2. General Regulations (Cont'd)

2.1 Undertaking of the Telephone Company (Cont'd)

2.1.3 Liability

- (A) The Telephone Company's liability, if any, for its willful misconduct is not limited by this tariff. With respect to any other claim or suit, by a customer or by any others, for damages associated with the installation, provision, preemption, termination, maintenance, repair or restoration of service, and subject to the provisions of (B) through (I) following, the Telephone Company's liability, if any, shall not exceed an amount equal to the proportionate charge for the service for the period during which the service was affected. This liability for damages shall be in addition to any amounts that may otherwise be due the customer under this tariff as a Credit Allowance for a Service Interruption. (M)
- (B) The Telephone Company shall not be liable for any act or omission of any other carrier or customer providing a portion of a service, nor shall the Telephone Company for its own act or omission hold liable any other carrier or customer providing a portion of a service. (M)
- (C) The Telephone Company shall not be liable for any act or omission concerning the implementation of presubscription as set forth in 13.3.3 following, unless the damage is caused by the Telephone Company's negligence.
- (D) The Telephone Company is not liable for damages to the customer premises resulting from the furnishing of a service, including the installation and removal of equipment and associated wiring, unless the damage is caused by the Telephone Company's negligence.
- (E) The Telephone Company is not liable for any consequential, incidental or indirect damages for any cause of action, whether in contract or tort. Consequential, incidental, and indirect damages include, but are not limited to, lost projects, lost revenues, and loss of business opportunity, whether or not the Telephone Company was aware or should have been aware of the possibility of these damages.

(M) Text relocated to page 22



ACCESS SERVICE

2. General Regulations (Cont'd)

2.1 Undertaking of the Telephone Company (Cont'd)

2.1.3 Liability (Cont'd)

(F) The Telephone Company shall be indemnified, defended and held harmless by the end user against any claim, loss or damage arising from the end user's use of services offered under this tariff, involving:


- (1) Claims for libel, slander, invasion of privacy, or infringement of copyright arising from the end user's own communications;
- (2) Claims for patent infringement arising from the end user's acts combining or using the service furnished by the Telephone Company in connection with facilities or equipment furnished by the end user or IC or;
- (3) All other claims arising out of any act or omission of the end user in the course of using services provided pursuant to this tariff.

(G) The Telephone Company shall be indemnified, defended and held harmless by the IC against any claim, loss or damage arising from the IC's use of services offered under this tariff, involving:

- (1) Claims for libel, slander, invasion of privacy, or infringement of copyright arising from the IC's own communications;
- (2) Claims for patent infringement arising from the IC's acts combining or using the service furnished by the Telephone Company in connection with facilities or equipment furnished by the end user or IC or;
- (3) All other claims arising out of any act or omission of the IC in the course of using services provided pursuant to this tariff.

Notwithstanding the other provisions of this **Section**, the Telephone Company shall be indemnified, defended and held harmless by the Customer from any and all claims by any person relating to the Customer's use of services provided under this tariff

(C)



ISSUE DATE:
December 17, 2001

Warren Hannah
Director – Tariffs

EFFECTIVE DATE:
January 17, 2002


ACCESS SERVICE

2. General Regulations (Cont'd)

2.1 Undertaking of the Telephone Company (Cont'd)

2.1.3 Liability (Cont'd)

- (H) No license under patents (other than the limited license to use) is granted by the Telephone Company or shall be implied or arise by estoppel, with respect to any service offered under this tariff. The Telephone Company will defend the customer against claims of patent infringement arising solely from the use by the customer of services offered under this tariff and will indemnify such customer for any damages awarded based solely on such claims. (T)
- (I) The Telephone Company's failure to provide or maintain services under this tariff shall be excused by labor difficulties, governmental orders, civil commotions, criminal actions taken against the Telephone Company, acts of God and other circumstances beyond the Telephone Company's reasonable control, subject to the Credit Allowance for a Service Interruption as set forth in 2.4.4 following. (T)
- (J) The Telephone Company does not guarantee or make any warranty with respect to its services when used in an explosive atmosphere. The Telephone Company shall be indemnified, defended and held harmless by the customer from any and all claims by any person relating to such customer's use of services so provided. (T)
- (K) The Telephone Company will make reasonable efforts to cure any material failure to provide service caused solely by year 2000 defects in Telephone Company hardware, software or systems. Due to the interdependence among telecommunications providers and the interrelationship with non-Telephone Company processes, equipment and systems, the Telephone Company is not responsible for failures caused by circumstances beyond its control including, but not limited to, failures by: (1) the Customer; (2) other telecommunications providers; or (3) customer premises equipment. In addition, the Telephone Company does not ensure compatibility between Telephone Company and non-Telephone Company services used by the Customer. (N)



ACCESS SERVICE

2. General Regulations (Cont'd)

2.1 Undertaking of the Telephone Company (Cont'd)

2.1.4 Provision of Services


The Telephone Company, to the extent that such services are or can be made available with reasonable effort, and after provision has been made for the Telephone Company's Telephone Exchange Services, will provide to the customer, upon reasonable notice, services offered in other applicable sections of this tariff at rates and charges specified therein.

Pursuant to FCC Order 97-157, CC Docket 96-45, and adopted by the Nebraska Public Service Commission, Application No. C-1558, schools and libraries may be eligible for reduced rates funded by the Federal Universal Service Fund.

(N)
|
(N)

2.1.5 Installation and Termination of Services

The Access Services provided under this tariff (A) will include any entrance cable or drop wiring and wire or intrabuilding cable to that point where provision is made for termination of the Telephone Company's outside distribution network facilities at a suitable location inside a customer-designated premises and (B) will be installed by the Telephone Company to such Point of Termination. Access Service has only one Point of Termination per customer premises. Any additional terminations beyond such Point of Termination are the sole responsibility of the customer. The Point of Termination is an inherent part of Switched and Special Access Services, therefore, the preceding does not preclude the customer's ability to have the Point of Termination moved as set forth in 6.7.7 and 7.4.5 following for Switched and Special Services, respectively.



ISSUED:
July 30, 1997

BY: John L. Roe
VP - Carrier & Regulatory Services
5454 West 110th Street
Overland Park, Kansas 66211

EFFECTIVE:
August 11, 1997

ACCESS SERVICE



2. General Regulations (Cont'd)

2.1 Undertaking of the Telephone Company (Cont'd)

2.1.6 Maintenance of Services

The services provided under this tariff shall be maintained by the Telephone Company. The customer or others may not rearrange, move, disconnect, remove or attempt to repair any facilities provided by the Telephone Company, other than by connection or disconnection to any interface means used, except with the written consent of the Telephone Company.

2.1.7 Changes and Substitutions

Except as provided for equipment and systems subject to FCC Part 68 Regulations at 47 C.F.R. Section 68.110(b), the Telephone Company may, where such action is reasonably required in the operation of its business, (A) substitute, change or rearrange any facilities used in providing service under this tariff, including but not limited to, (1) substitution of different metallic facilities, (2) substitution of carrier or derived facilities for metallic facilities used to provide other than metallic facilities and (3) substitution of metallic facilities for carrier or derived facilities used to provide other than metallic facilities, (B) change minimum protection criteria, change operating or maintenance characteristics of facilities or change operations or procedures of the Telephone Company. In case of any such substitution, change or rearrangement, the transmission parameters will be within the range as set forth in 6. and 7. following. The Telephone Company shall not be responsible if any such substitution, change or rearrangement renders any customer furnished services obsolete or requires modification or alteration thereof or otherwise affects their use or performance. If such substitution, change or rearrangement materially affects the operating characteristics of the facility, the Telephone Company will provide reasonable notification to the customer in writing. Reasonable time will be allowed for any redesign and implementation required by the change in operating characteristics. The Telephone Company will work cooperatively with the customer to determine reasonable notification requirements.

ISSUE DATE:
September 15, 1987

Vice President-Revenues
6666 West 110th Street
Overland Park, Kansas 66211

EFFECTIVE DATE:
October 1, 1987

ACCESS SERVICE

2. General Regulations (Cont'd)

2.1 Undertaking of the Telephone Company

2.1.8 Refusal and Discontinuance of Service

- (A) If a customer fails to comply with the provisions set forth in this tariff, including any payments to be made by it on the dates and times herein specified, the Telephone Company may, on thirty (30) days written notice (by mail or by email if the customer is billed electronically or consents to receiving electronic notification) to the person designated by that customer to receive such notice of noncompliance, refuse additional applications for service and/or refuse to complete any pending orders for service by the noncomplying customer at any time thereafter.

(C)
(C)

If the Telephone Company does not refuse additional applications for service on the date specified in the thirty (30) days notice, and the customer's noncompliance continues, nothing contained herein shall preclude the Telephone Company's right to refuse additional applications for service to the noncomplying customer without further notice.

- (B) If a customer fails to comply with the provisions set forth in this tariff, including any payments to be made by it on the dates and times herein specified, the Telephone Company may, on thirty (30) days written notice (by mail or by email if the customer is billed electronically or consents to receiving electronic notification) to the person designated by that customer to receive such notices of non-compliance, discontinue the provision of the services to the noncomplying customer at any time thereafter. In the case of such discontinuance, all applicable charges, including termination charges, shall become due. If the Telephone Company does not discontinue the provision of the services involved on the date specified in the thirty (30) days notice, and the customer's noncompliance continues, nothing contained herein shall preclude the Telephone Company's right to discontinue the provision of the services to the noncomplying customer without further notice.

(C)
(C)

Received

APR - 2 2019

IPSC Comm. E

ACCESS SERVICE

2. General Regulations (Cont'd)

2.1 Undertaking of the Telephone Company (Cont'd)

2.1.8 Refusal and Discontinuance of Service (Cont'd)

(C) When access service is provided by more than one Telephone Company, the Companies involved in providing the joint service may individually or collectively deny service to a customer for nonpayment. Where the Telephone Company(s) affected by the nonpayment is incapable of effecting discontinuance of service without the cooperation of the other joint providers of Switched Access Service, such other Telephone Company(s) will, if technically feasible, assist in denying the joint service to the customer. Service denial for such joint service will only include calls originating or terminating within, or transiting, the operating territory of the Telephone Company(s) initiating the service denial for nonpayment. When more than one of the joint providers must deny service to effectuate service discontinuance for nonpayment, and where a conflict exists in the applicable tariff provisions, the regulations of the end office Telephone Company shall apply for joint service discontinuance.

(N)

(N)

RECEIVED

MAR 15 1991

ADMINISTRATIVE
DEPARTMENT

ISSUE DATE:
March 15, 1991

Vice President-Administration
5454 West 110th Street
Overland Park, Kansas 66211

EFFECTIVE DATE:
March 25, 1991

ACCESS SERVICE

2. General Regulations (Cont'd)

2.1 Undertaking of the Telephone Company (Cont'd)

2.1.9 Limitation of Use of Metallic Facilities

Signals applied to a metallic facility shall conform to the limitations set forth in Technical Reference Publication AS No. 1.


(D)
|
(D)

2.1.10 Notification of Service-Affecting Activities

The Telephone Company will provide the customer reasonable notification of service-affecting activities that may occur in normal operation of its business. Such activities may include, but are not limited to, equipment or facilities additions, removals or rearrangements, routine preventative maintenance and major switching machine change-out. Generally, such activities are not individual customer service specific, they affect many customer services. No specific advance notification period is applicable to all service activities. The Telephone Company will work cooperatively with the customer to determine reasonable notification requirements.

2.1.11 Coordination with Respect to Network Contingencies

The Telephone Company intends to work cooperatively with the customer to develop network contingency plans in order to maintain maximum network capability following natural or man-made disasters which affect telecommunications services.



ACCESS SERVICE



2. General Regulations (Cont'd)

2.1 Undertaking of the Telephone Company (Cont'd)

2.1.12 Provision and Ownership of Telephone Numbers

The Telephone Company reserves the reasonable right to assign, designate or change telephone numbers, any other call number designations associated with Access Services, or the Telephone Company serving central office prefixes associated with such numbers, when necessary in the conduct of its business. Should it become necessary to make a change in such number(s), the Telephone Company will furnish to the customer 6 months notice, by certified U.S. Mail, of the effective date and an explanation of the reason(s) for such change(s).

2.2 Use

2.2.1 Reserved For Future Use

2.2.2 Interference or Impairment

- (A) The characteristics and methods of operation of any circuits, facilities or equipment provided by other than the Telephone Company and associated with the facilities utilized to provide services under this tariff shall not interfere with or impair service over any facilities of the Telephone Company, its affiliated companies, or its connecting and concurring carriers involved in its services, cause damage to their plant, impair the privacy of any communications carried over their facilities or create hazards to the employees of any of them or the public.
- (B) Except as provided for equipment or systems subject to the FCC Part 68 Rules in 47 C.F.R. Section 68.108, if such characteristics or methods of operation are not in accordance with (A) preceding, the Telephone Company will,

ISSUE DATE:
September 15, 1987

Vice President-Revenues
6666 West 110th Street
Overland Park, Kansas 66211

EFFECTIVE DATE:
October 1, 1987

ACCESS SERVICE



2. General Regulations (Cont'd)

2.2 Use (Cont'd)

2.2.2 Interference or Impairment (Cont'd)

(B) (Cont'd)

where practicable, notify the customer that temporary discontinuance of the use of a service may be required; however, where prior notice is not practicable, nothing contained herein shall be deemed to preclude the Telephone Company's right to temporarily discontinue forthwith the use of a service if such action is reasonable under the circumstances. In case of such temporary discontinuance, the customer will be promptly notified and afforded the opportunity to correct the condition which gave rise to the temporary discontinuance. During such period of temporary discontinuance, credit allowance for service interruptions as set forth in 2.4.4 (A) and (B) following is not applicable.

2.2.3 Unlawful Use

The service provided under this tariff shall not be used for an unlawful purpose.

2.3 Obligations of the Customer

2.3.1 Damages

The customer shall reimburse the Telephone Company for damages to Telephone Company facilities utilized to provide services under this tariff caused by the negligence or willful act of the customer, or resulting from the customer's improper use of the Telephone Company facilities, or due to malfunction of any facilities or equipment provided by other than the Telephone Company. Nothing in the foregoing provision shall be interpreted to hold one customer liable for another customer's actions. The Telephone Company will, upon reimbursement for damages, cooperate with the customer in prosecuting a claim against the person causing such damage and the customer shall be subrogated to the right of recovery by the Telephone Company for the damages to the extent of such payment.

ISSUE DATE:
September 15, 1987

Vice President-Revenues
6666 West 110th Street
Overland Park, Kansas 66211

EFFECTIVE DATE:
October 1, 1987

ACCESS SERVICE

2. General Regulations (Cont'd)

2.3 Obligations of the Customer (Cont'd)

2.3.2 Ownership of Facilities and Theft

Facilities utilized by the Telephone Company to provide service under the provisions of this tariff shall remain the property of the Telephone Company. Such facilities shall be returned to the Telephone Company by the customer, whenever requested, within a reasonable period following the request in as good condition as reasonable wear will permit.

2.3.3 Equipment Space and Power

The customer shall furnish or arrange to have furnished to the Telephone Company, at no charge, equipment space and electrical power required by the Telephone Company to provide services under this tariff at the points of termination of such services. The selection of ac or dc power shall be mutually agreed to by the customer and the Telephone Company. The customer shall also make necessary arrangements in order that the Telephone Company will have access to such spaces at reasonable times for installing, testing, repairing or removing Telephone Company Services.

2.3.4 Reserved For Future Use



ISSUE DATE:
September 15, 1987

Vice President-Revenues
6666 West 110th Street
Overland Park, Kansas 66211

EFFECTIVE DATE:
October 1, 1987

ACCESS SERVICE

2. General Regulations (Cont'd)

2.3 Obligations of the Customer (Cont'd)

2.3.5 Reserved For Future Use

2.3.6 Availability for Testing

The services provided under this tariff shall be available to the Telephone Company at times mutually agreed upon in order to permit the Telephone Company to make tests and adjustments appropriate for maintaining the services in satisfactory operating condition. Such tests and adjustments shall be completed within a reasonable time. No credit will be allowed for any interruptions involved during such tests and adjustments.


2.3.7 Balance

All signals for transmission over the services provided under this tariff shall be delivered by the customer balanced to ground except for ground start, duplex (DX) and McCulloh-Loop (Alarm System) type signaling.

(D)
(D)

2.3.8 Design of Customer Services

Subject to the provisions of 2.1.7 preceding, the customer shall be solely responsible, at its own expense, for the overall design of its services and for any redesigning or rearrangement of its services which may be required because of changes in facilities, operations or procedures of the Telephone Company, minimum protection criteria or operating or maintenance characteristics of the facilities.



ACCESS SERVICE



2. General Regulations (Cont'd)

2.3 Obligations of the Customer (Cont'd)

2.3.9 References to the Telephone Company

The customer may advise end users that certain services are provided by the Telephone Company in connection with the service the customer furnishes to end users; however, the customer shall not represent that the Telephone Company jointly participates in the customer's services.

2.3.10 Reserved For Future Use

2.3.11 Claims and Demands for Damages

(A) With respect to claims of patent infringement made by third persons, the customer shall defend, indemnify, protect and save harmless the Telephone Company from and against all claims arising out of the combining with, or use in connection with, the services provided under this tariff, any circuit, apparatus, system or method provided by the customer.

(B) The customer shall defend, indemnify and save harmless the Telephone Company from and against any suits, claims, losses or damages, including punitive damages, attorney fees and court costs by third persons arising out of the construction, installation, operation, maintenance, or removal of the customer's circuits, facilities, or equipment connected to the Telephone Company's services provided under this tariff, including, without limitation, Workmen's Compensation claims, actions for infringement of copyright and/or unauthorized use of program material, libel and slander actions based on the content of communications transmitted over the customer's circuits, facilities or equipment, and proceedings to recover taxes, fines, or penalties for failure of the customer to obtain or maintain

ACCESS SERVICE

2. General Regulations (Cont'd)

2.3 Obligations of the Customer (Cont'd)

2.3.11 Claims and Demands for Damages (Cont'd)

(B) (Cont'd)

in effect any necessary certificates, permits, licenses, or other authority to acquire or operate the services provided under this tariff; provided, however, the foregoing indemnification shall not apply to suits, claims, and demands to recover damages for damage to property, death, or personal injury unless such suits, claims or demands are based on the tortious conduct of the customer, its officers, agents or employees.

(C) Reserved For Future Use

(Z)

(D) The customers shall defend, indemnify and save harmless the Telephone Company from and against any suits, claims, losses or damages, including punitive damages, attorney fees and court costs by the customer or third parties arising out of any act or omission of the customer in the course of using services provided under this tariff.

(Z)

2.3.12 Sectionalization - Trouble Reporting

(C)

The customer will be responsible for reporting troubles, sectionalized to Telephone Company facilities and/or equipment. When troubles cannot be clearly sectionalized to the Telephone Company facilities and/or equipment, the Telephone Company will test cooperatively or independently to assist in trouble sectionalization. Additional charges, as set forth in Section 13, are applicable for cooperative or independent testing performed by the Telephone Company.

(N)

(N)

2.3.13 Coordination with Respect to Network Contingencies

The customer shall, in cooperation with the Telephone Company, coordinate in planning the actions to be taken to maintain maximum network capability following natural or man-made disasters which affect telecommunications services.

MAR 15 1991

ISSUE DATE:
March 15, 1991

Vice President-Administration
5454 West 110th Street
Overland Park, Kansas 66211

EFFECTIVE DATE:
March 25, 1991

ACCESS SERVICE

2. General Regulations (Cont'd)

2.3 Obligations of the Customer (Cont'd)

2.3.14 Jurisdictional Report Requirements

(A) Percent Interstate Usage

(1) Pursuant to Federal Communications Commission order F.C.C. 85-145 adopted April 16, 1985, interstate usage is to be developed as though every call that enters a customer network at a point within the same state as that in which the called station (as designated by the called station number) is situated is an intrastate communication and every call for which the point of entry is in a state other than that where the called station (as designated by the called station number) is situated is an interstate communication.

(2) When the Telephone Company has measurement capability to provide the data to determine the jurisdiction of the usage, the Telephone company will determine the jurisdiction of the usage. In those instances where the Telephone Company cannot determine the jurisdiction, the projected interstate percentages will be used by the Telephone Company to apportion the usage between interstate and intrastate until a revised report is received as set forth in, (B) (7) following.

(C)
|
(C)

(B) Jurisdictional Reports

When the Telephone Company receives sufficient call detail to permit it to determine the jurisdiction of originating and terminating access minutes of use, the Telephone company will bill the minutes of use according to that jurisdiction and will not use the customer provided PIU factors provided as set forth in (1) through (10) following.

(C)
(C)

ISSUED:
May 12, 2014

Gary L. Kepley
Director, Regulatory Operations
5454 West 110th Street
Overland Park, KS 66211

EFFECTIVE:
July 1, 2014

ACCESS SERVICE

2. General Regulations (Cont'd)

2.3 Obligations of the Customer (Cont'd)

2.3.14 Jurisdictional Report Requirements

(B) Jurisdictional Reports (Cont'd)

(D)

(D)

When the Telephone Company receives insufficient call detail to determine the jurisdiction, the Telephone Company will apply the customer's projected PIU factor, provided as set forth in (1) through (10) following, to apportion the usage between interstate and intrastate.

- (1) When a customer orders Feature Group A, Feature Group B, 500 Access Service and/or Toll Free Code (TFC) Access Service, the customer shall state in its order the projected interstate percentage for interstate usage for each Feature Group A, Feature Group B, 500 Access Service and/or TFC Access Service ordered. If the customer discontinues some but not all of the Feature Group A, Feature Group B, 500 Access Service and/or TFC Access Services in a Group, it shall provide an updated projected interstate percentage for the remaining services in the group. Additionally, upon employing the 700 Access Code over Feature Group D, the customer must provide a projected interstate percentage, for the 700 calls. If the customer fails to provide a 700 projected interstate percentage, a default percentage of 100% interstate will be assumed.


ISSUED:
May 12, 2014

Gary L. Kepley
Director, Regulatory Operations
5454 West 110th Street
Overland Park, KS 66211

EFFECTIVE:
July 1, 2014

ACCESS SERVICE

- 2. General Regulations (Cont'd)
- 2.3 Obligations of the Customer (Cont'd)
- 2.3.14 Jurisdictional Report Requirements (Cont'd)



(B) Jurisdictional Reports (Cont'd)

(T)

- (2) For single connection arrangements, the interstate Feature Group A, Feature Group B, and/or TFC Access Service information reported as set forth in (1) preceding will be used to determine the charges. The number of access minutes (either the measured minutes or the assumed minutes) for a connection will be multiplied by the projected interstate access percentage to develop the interstate access minutes. The number of access minutes for the connection minus the developed interstate access minutes for the connection will be the developed intrastate access minutes.
- (3) For multiline hunt group or trunk group arrangements the interstate Feature Group A, Feature Group B, and/or TFC Access Service information reported as set forth in (1) preceding will be used to determine the charges. The number of access minutes (either the measured minutes or the assumed minutes) for a service will be multiplied by the projected interstate percentage to develop the interstate access minutes. The number of access minutes for the service minus the developed interstate access minutes for the service will be the developed intrastate access minutes.


ACCESS SERVICE

2. General Regulations (Cont'd)

2.3 Obligations of the Customer (Cont'd)

2.3.14 Jurisdictional Report Requirements (Cont'd)

(B) Jurisdictional Reports (Cont'd)



(T)

- (4) When a customer orders Feature Group C, Feature Group D, TFC or 900 Access Service(s), the projected interstate percentage will be determined as set forth in (a) through (c) following:
- (a) For originating Feature Group C and originating Feature Group D used in the provision of MTS/MTS-like service, the Telephone company will determine the projected interstate percentage of use from the call detail.
 - (b) For terminating Feature Group C used in the provision of MTS/MTS-like service, terminating Feature Group C used in the provision of 900 service, the projected interstate percentage of use will be determined through the application of Jurisdictional Traffic Separations System (JTSS) factors as set forth in Section 6.7.8 following.
 - (c) For terminating Feature Group D used in the provision of MTS/MTS-like service, terminating Feature Group D used in the provision of 900 service, originating Feature Group C and Feature Group D used in the provision of 900 service, and originating and terminating Feature Group D used in the provision of Toll Free Code (TFC) service, the customer shall provide the projected interstate usage percentage in its Access Service Order. In the event the customer fails to provide a projected interstate percentage, the Telephone Company will determine the projected interstate percentage as follows:

ACCESS SERVICE

2. General Regulations (Cont'd)


2.3 Obligations of the Customer (Cont'd)

2.3.14 Jurisdictional Report Requirements (Cont'd)

(B) Jurisdictional Reports (Cont'd)

(4) (Cont'd)

(c) (Cont'd)



(T)

For originating access minutes, the projected interstate percentage will be developed on a monthly basis when the Feature Group C or Feature Group D Switched Access Service minutes are measured by dividing the measured interstate originating minutes (the minutes where the calling number is in one state and the called number is in another state) by the total originating minutes when the call detail is adequate to determine the appropriate jurisdiction.

For terminating access minutes, the data used by the Telephone Company to develop the projected interstate percentage for originating access minutes will be used to develop projected interstate percentage for such terminating access minutes.

When originating call details are insufficient to determine the jurisdiction for the call, the prior month's projected interstate percentage shall be used by the Telephone Company as the projected interstate percentage for originating and terminating access minutes. The projected intrastate percentage of use will be obtained by subtracting the projected interstate percentage for originating and terminating access minutes from 100 (i.e., $100 - \text{interstate percentage} = \text{intrastate percentage}$).


ACCESS SERVICE

2. General Regulations (Cont'd)

2.3 Obligations of the Customer (Cont'd)

2.3.14 Jurisdictional Report Requirements (Cont'd)

(B) Jurisdictional Reports (Cont'd)



(T)

- (5) When a customer orders Directory Assistance Service, the customer shall state in its order the projected interstate percentage for terminating use in a whole number (a number of 0 through 100) for each Directory Access Service group ordered. (A method the customer may wish to adopt could be to use its terminating traffic from its premise to the involved Directory Assistance Location and calculate the projected interstate percentage as set forth in (4) preceding.) The Telephone Company will designate the number obtained by subtracting the projected interstate percentage furnished by the customer from 100 (100 - customer provided interstate percentage) as the projected intrastate percentage of use.

ACCESS SERVICE


2. General Regulations (Cont'd)

2.3 Obligations of the Customer (Cont'd)

2.3.14 Jurisdictional Report Requirements (Cont'd)

(B) Jurisdictional Reports (Cont'd)

- (6) Except where Telephone Company measured access minutes are used as set forth in (4) preceding, the customer reported number of interstate services or interstate percentage of use as set forth in (1), (4) or (5) preceding will be used until the customer reports a different projected interstate percentage for an in service end office. When the customer adds or discontinues lines or trunks to an existing end office, the customer shall furnish an updated projected interstate percentage that applies to the end office. The revised report will serve as the basis for future billing and will be effective on the next bill date. No prorating or back billing will be done based on the report.



(T)


ACCESS SERVICE

2. General Regulations (Cont'd)

2.3 Obligations of the Customer (Cont'd)

2.3.14 Jurisdictional Report Requirements (Cont'd)

(B) Jurisdictional Reports (Cont'd)



(T)

- (7) Effective on the first of January, April, July and October of each year, the customer shall provide a revised jurisdictional report showing the interstate and intrastate percentage of use for the past three months ending the last day of December, March, June, and September, respectively, for each service arranged for intrastate use. The customer shall forward the revised report to the Telephone Company, to be received no later than 15 days after the first of each such month, (i.e., January, April, July and October). The revised report will serve as the basis for the next three months billing (i.e., beginning the first of February, May, August and November) and will be effective on the customer's bill date for that service. No prorating or back billing will be done based on the report.

If the customer does not supply the revised reports, the Telephone Company will assume the percentages to be the same as those provided in the last quarterly report. For those cases in which a quarterly report has never been received from the customer, the Telephone Company will assume the percentages to be the same as those provided in the order for service as set forth in (1), (4), and (5) preceding.

ACCESS SERVICE

2. General Regulations (Cont'd)

2.3 Obligations of the Customer (Cont'd)

2.3.14 Jurisdictional Report Requirements (Cont'd)


(B) Jurisdictional Reports (Cont'd)

- (8) When a customer orders Line Information Data Base (LIDB) Access Service, the customer shall in its order provide to the Telephone Company a LIDB Access Service Percent Interstate Usage (PIU) Report.

Customers who provide the LIDB Access Service PIU Report shall supply the Telephone Company with an interstate percentage, of 0 through 100, per Originating Point Code (OPC) ordered. The LIDB Access Service PIU will be an average PIU based upon the jurisdiction (interstate versus intrastate) of those originating end user calls for which the Telephone Company LIDB is being queried.

The LIDB Access Service PIU Report must be provided to the Telephone company upon ordering service, and thereafter, on a quarterly basis. Provisions for updating the Interstate and Intrastate Jurisdictional report, **are** as specified in Section 2.3.14(B)(7) preceding **and will** also apply for the LIDB Access Service PIU Report.

Verification provisions as specified in Section 2.3.14(C) following will also apply for LIDB Access Service PIU Report.



(T)

(C)

(C)

(T)

ACCESS SERVICE

2. General Regulations (Cont'd)

2.3 Obligations of the Customer (Cont'd)

2.3.14 Jurisdictional Report Requirements (Cont'd)

(B) Jurisdictional Reports (Cont'd)


- (9) When a customer orders Common Channel Signaling/Signaling System 7 (CCS/SS7) Interconnection Service, the customer shall provide to the Telephone Company in its order for the service, a CCS/SS7 Interconnection Service Percent Interstate Usage (PIU) Report.

Customers who provide the CCS/SS7 Interconnection Service PIU Report shall supply the Telephone Company with an interstate percentage, of 0 through 100, per Signaling Transfer Point (STP) Port Termination. This STP Port Termination PIU will be an average PIU based upon the jurisdiction (interstate versus intrastate) of those originating end user calls that require use of the specified STP Port Termination for signaling purposes.

The PIU provided by the customer for the STP Port Termination will be used by the Telephone Company to determine the jurisdiction (interstate versus intrastate) of the customer's STP Access Mileage charges.

The CCS/SS7 Interconnection Service PIU must be provided to the Telephone Company upon ordering service, and thereafter, on a quarterly basis. Provisions for updating the interstate and intrastate jurisdictional report as specified in Section 2.3.14(B)(7) preceding will also apply for updating the CCS/SS7 Interconnection Service PIU Report. The Telephone Company will utilize the quarterly CCS/SS7 Interconnection Service PIU Report for the STP Port Termination to update the STP Access Mileage PIU effective on the bill date for the service.

Verification provisions as specified in Section 2.3.14.(C) following will also apply to the CCS/SS7 Interconnection Service PIU Report.



(T)

(T)

(T)


ACCESS SERVICE

2. General Regulations (Cont'd)

2.3 Obligations of the Customer (Cont'd)

2.3.14 Jurisdictional Report Requirements (Cont'd)

(B) Jurisdictional Reports (Cont'd)



(T)

(10) Entrance Facility and Direct-Trunked Transport

Entrance Facility and Direct-Trunked Transport will be made available on September 1, 1999 in conformance with the restructure of Local Transport. In order to provide these new services on September 1, 1999, customers of Switched Access Services must provide new PIU factors that reflect all Switched Access Services using these restructured facilities.


- (a) When an Entrance Facility is provided for both interstate and intrastate Switched Access, the customer must provide a Switched Access Entrance Facility PIU factor on a serving wire center or study area level. The Entrance Facility PIU must account for all Switched Access Originating and Terminating usage carried over the Entrance Facility.
- (b) When Direct-Trunked Transport is provided for both interstate and intrastate Switched Access, the customer must provide a Switched Access Direct-Trunked Transport PIU factor on a study area level. The Direct-Trunked Transport PIU must account for all Switched Access Originating and Terminating usage carried over the Direct-Trunked Transport facilities.
- (c) If the customer does not provide a Switched Access PIU factor for an Entrance Facility or Direct-Trunked Transport as set forth in (a) and (b) preceding, the Telephone Company will develop a PIU for the Entrance Facility and Direct-Trunked Transport using the most current representative period.

ACCESS SERVICE

2. General Regulations (Cont'd)

2.3 Obligations of the Customer (Cont'd)

2.3.14 Jurisdictional Report Requirements (Cont'd)



(B) Jurisdictional Report Requirements (Cont'd)

(T)

(10) Entrance Facility and Direct-Trunked Transport (Cont'd)

(d) The Entrance Facility and Direct-Trunked Transport PIU Report must be provided to the Telephone Company upon ordering service, and thereafter, on a quarterly basis. Provisions for updating the interstate and intrastate jurisdictional report as specified in Section 2.3.14(B)(7) preceding will also apply for the Entrance Facility and Direct-Trunked Transport PIU Report.

(T)

Verification provisions as specified in Section 2.3.14(C) following will also apply for the Entrance Facility and Direct-Trunked Transport PIU Report.

(T)

(C) Jurisdictional Report Verification

(T)

If the Telephone Company disputes the reasonableness of the PIU provided by the customer as set forth in (B) preceding, or the reported PIU varies by more than five percentage points over the preceding PIU, the Telephone Company may ask the customer to provide the data used by the customer to determine the projected interstate percentage. The customer shall retain, for a minimum of one year, accurate call detail records from which the percentage of interstate and intrastate use can be derived and shall make such records available for inspection as reasonably necessary for PIU verification. Such records shall be made available for inspection and audit within fifteen (15) days of the Telephone Company's request for verification.

(T)

The Telephone Company shall limit audits to *no more than* one per year, except where additional audits may be required to verify allocation changes which represent a five (5) percent shift from the customer's most recent reported figures, and such change is not the result of seasonal shifts or other identifiable reasons. The customer may request that verification audits be conducted by an independent auditor. In such cases the associated auditing expenses will be paid by the customer.

(C)


ACCESS SERVICE

2. General Regulations (Cont'd)

2.3 Obligations of the Customer (Cont'd)

2.3.14 Jurisdictional Report Requirements (Cont'd)

(C) Jurisdictional Report Verification (Cont'd)



(T)


In the event that the customer fails to provide adequate records to enable the Telephone Company or an independent auditor to conduct an audit verifying the customer's PIU, the Telephone Company will bill the usage for all the contested periods using the PIU reported by the customer for the previous period. This PIU will remain in effect until the customer provides the call detail records from which the percentage of interstate and intrastate use can be derived. No prorating or back billing will be done based on the newly derived factor.

ACCESS SERVICE

2. General Regulations (Cont'd)

2.3 Obligations of the Customer

2.3.15 Determination of Intrastate Charges for Mixed Interstate and Intrastate Access Service and CCS/SS7 Interconnection Service and/or LIDB Access Service



When mixed interstate and intrastate Access Service, CCS/SS7 Interconnection Service and/or LIDB Access Service is provided all charges (i.e., nonrecurring, monthly and/or usage) including optional features charges will be prorated between interstate and intrastate except for those charges associated with 900 Access Service. The percentage provided in the reports as set forth in **2.3.14 preceding** will serve as the basis for prorating the charges. The percentage of an Access Service to be charged as intrastate is applied in the following manner:

(C)

- (A) For monthly and nonrecurring chargeable rate elements, (excluding 900 Access Service as set forth in 6.8.5), multiply the percent intrastate use times the quantity of chargeable elements times the stated tariff rate per element.
- (B) For usage sensitive (i.e., access minutes, calls, and queries) chargeable rate elements, multiply the percent intrastate use times actual use (i.e., measured or Telephone Company assumed average use) times the stated tariff rate.

The intrastate percentage will change as revised usage reports are submitted as set forth in 2.3.14 preceding.

2.3.16 Certification of Special Access Lines as Interstate

(A) Interstate Classification Requirement

Pursuant to Federal Communications Commission Order FCC 89-224, adopted June 29, 1989 and released July 20, 1989, special access lines are to be classified as interstate when the lines carry more than a de minimis amount of interstate traffic. Interstate traffic is deemed de minimis when the interstate traffic amounts to ten percent (10%) or less of the total traffic on a special access line.

(B) Certification Requirement

When a customer orders a special access line, the customer shall certify, in its order, that the special access line carries interstate traffic and

(D)
(D)

ACCESS SERVICE

2. General Regulations (Cont'd)

2.3 Obligations of the Customer (Cont'd)

2.3.16 Certification of Special Access Lines as Interstate (Cont'd)

(B) Certification Requirement (Cont'd)

The interstate traffic is more than ten percent (10%) of the total traffic carried on the special access line.

The Telephone Company will provide written notification of the certification requirement to customers with existing special access lines. Existing customers must certify in writing, within 90 days of the effective date of this tariff, that the special access line carries greater than ten percent interstate traffic.


(C) Verification Information

If a billing dispute arises or a regulatory commission questions the interstate certification for the special access line, the Telephone Company will ask the customer to provide the general information on system design and functionality it uses to determine that the special access line's interstate traffic is more than ten percent (10%) of the total traffic carried on the special access line. If the customer has usage information which it uses to verify the interstate traffic, the customer shall supply such information when requested by the Telephone Company. The customer shall supply the data within 30 days of the Telephone Company request.

(D) Nonrecurring Charges and Penalties

Customers of Mixed Use Special Access Service will not incur a nonrecurring charge in accordance with Section 7.4.1(C)(3) of this tariff, nor any penalty for changes made to jurisdictional use of the line.

(M)



(M) Certain material appearing on this page was moved to Page 44.

ISSUE DATE:
December 22, 2011

Gary Kepley
Director - Regulatory Operations

EFFECTIVE DATE:
January 1, 2012

ACCESS SERVICE

2. General Regulations (Cont'd)

2.3 Obligations of the Customer (Cont'd)

2.3.16 Certification of Special Access Lines as Interstate (Cont'd)

(B) Certification Requirement (Cont'd)

the interstate traffic is more than ten percent (10%) of the total traffic carried on the special access line.

2.3.17 Identification and Rating of VoIP-PSTN Traffic

(A) Scope

VoIP-PSTN Traffic is defined as traffic exchanged between a Telephone Company end user and the customer in Time Division Multiplexing ("TDM") format that originates and/or terminates in Internet Protocol ("IP") format. This section governs the identification and compensation of VoIP-PSTN Traffic that is required to be compensated at access rates, unless the parties have agreed otherwise, by the Federal Communications Commission in its Report and Order in WC Docket Nos. 10-90, etc., FCC Release No. 11-161 (November 18, 2011)("FCC Order"). Specifically this section establishes the method of separating VoIP-PSTN Traffic from the customer's traditional intrastate access traffic, so that VoIP-PSTN Traffic can be billed in accordance with the FCC Order. (C) (C)

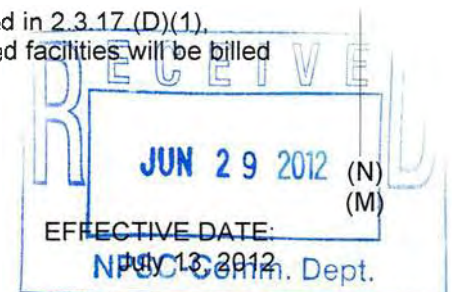
The FCC released their Second Order of Reconsideration in WC Docket No. 10-90, etc., FCC Release No. 12-47 (April 25, 2012) which temporarily modified the compensation of originating VoIP-PSTN Traffic on a prospective basis. Upon receipt, validation and acceptance of the Percent VoIP Usage factor, originating VoIP-PSTN Traffic will be compensated as follows: (N)

- Between the Initial Implementation date described in 2.3.17.(D)(1), and July 12, 2012, the applicable rate elements used in providing originating access for VoIP-PSTN Traffic and associated facilities will be billed according to interstate access rates.
- Effective July 13, 2012 the applicable rate elements used in providing originating access for intrastate VoIP-PSTN Traffic and associated facilities will be billed according to intrastate access rates. The applicable rate elements used in providing originating access for interstate VoIP-PSTN Traffic and associated facilities will be billed according to interstate access rates.
- Effective July 1, 2014 the applicable rate elements used in providing originating access for intrastate VoIP-PSTN Traffic and associated facilities will be billed according to interstate access rates.
- After the Initial Implementation date described in 2.3.17 (D)(1), terminating VoIP-PSTN Traffic and associated facilities will be billed according to interstate access rates.

(M) Material moved to Original Page 43.2.1 of this section.

ISSUE DATE:
July 2, 2012

Gary Kepley
Director - Regulatory Operations



ACCESS SERVICE

2. General Regulations (Cont'd)

2.3 Obligations of the Customer (Cont'd)

2.3.17 Identification and Rating of VoIP-PSTN Traffic (Cont'd)

- (B) VoIP-PSTN Traffic and associated facilities identified in accordance with this tariff section will be billed at rates equal to the Telephone Company's applicable tariffed interstate switched access rate as specified in CenturyLink Operating Companies Tariff F.C.C. No. 9, Sections 7.4 and 7.5 when applicable based on the schedule shown above. (M) (C)
- (C) Calculation and Application of Percent VoIP Usage Factors (T)
- (1) The Telephone Company will determine the number of VoIP-PSTN Traffic minutes of use ("MOU") to which interstate rates will be applied under (B) preceding, by applying an originating Percent VoIP Usage ("PVU") factor to the total intrastate access MOU originated by a Telephone Company end user and delivered to the customer and by applying a terminating PVU factor to the total intrastate access MOU terminated by a customer to the Telephone Company's end user. (T) (M)
- (2) The Telephone Company will use state average data and the customer provided Facility PVU to determine the monthly recurring credit for terminating VoIP-PSTN Traffic. (N) (N)
- (3) The customer will calculate and furnish to the Telephone Company an originating PVU factor representing the whole number percentage of the customer's total originating intrastate access MOU that the customer exchanges with the Telephone Company in the state that is received from the Telephone Company and that is terminated in IP format and that would be billed by the Telephone Company as intrastate access MOU. (M1) (T)
- (4) The customer will calculate and furnish to the Telephone Company a terminating PVU factor representing the whole number percentage of the customer's total terminating intrastate access MOU that the customer exchanges with the Telephone Company in the state that is sent to the Telephone Company and which originated in IP format and that would be billed by the Telephone Company as intrastate access MOU. (M1) (T)



(M) Material moved from First Revised Page 43.2 of this section.
(M1) Material moved from First Revised Page 43.3 of this section.

ISSUE DATE:
July 2, 2012

Gary Kepley
Director - Regulatory Operations

EFFECTIVE DATE:
July 13, 2012

ACCESS SERVICE

2. General Regulations (Cont'd)

2.3 Obligations of the Customer (Cont'd)

2.3.17 Identification and Rating of VoIP-PSTN Traffic (Cont'd)

(C) Calculation and Application of Percent-VoIP-Usage Factors (Cont'd)


- (M)
- (5) The customer will calculate and furnish to the Telephone Company a Facility PVU factor representing the whole number percentage of the customer's total monthly recurring switched transport charges that are associated with the intrastate access MOU included in the PVU factor. (N)
- (6) The customer shall not modify their reported PIU factor to account for VoIP-PSTN traffic. (T)
- (7) The customer provided originating PVU, the terminating PVU and the Facility PVU shall be based on information such as the number of the customer's retail VoIP subscriptions in the state (e.g. as reported on FCC Form 477), traffic studies, actual call detail or other relevant and verifiable information which will be provided to Telephone Company upon request. (T) (C)
(C)
- (8) The customer shall retain the call detail, work papers and information used to develop the PVU factors for a minimum of one year. (T)
- (9) If the customer does not furnish the Telephone Company with a PVU factor, the Telephone Company will utilize a PVU equal to zero. (T)

(M) Material moved to Original Page 43.2.1 of this section.

ISSUE DATE:
July 2, 2012

Gary Kepley
Director - Regulatory Operations

EFFECTIVE DATE:
July 13, 2012



ACCESS SERVICE

2. General Regulations (Cont'd)

(N)

2.3 Obligations of the Customer (Cont'd)

2.3.17 Identification and Rating of VoIP-PSTN Traffic (Cont'd)

(D) Initial Implementation of PVU Factors


- (1) If the PVU factors cannot be implemented in the Telephone Company's billing systems by December 29, 2011, once the factors can be implemented, the Telephone Company will adjust the customer's bills to reflect the PVU factors prospectively in the next bill period, if the PVU factors are provided by the customer to the Telephone Company prior to April 15, 2012.
- (2) The Telephone Company may choose to provide credits based on the reported PVU factors on a quarterly basis until such time as the billing system modifications can be implemented.

(E) PVU Factor Updates

The customer may update the PVU factors quarterly using the method set forth in (C)(1) and (2) preceding. If the customer chooses to submit such updates, it shall forward to the Telephone Company, no later than 15 days after the first of January, April, July and/or October of each year, revised PVU factors based on data for the prior three months, ending the last day of December, March, June and September, respectively. The revised PVU factors will serve as the basis for future billing and will be effective on the next bill date, and shall serve as the basis for subsequent monthly billing until superseded by new PVU factors. No prorating or backbilling will be done based on the updated PVU factors.

(F) PVU Factor Verification

- (1) Not more than twice in any year, the Telephone Company may request from the customer an overview of the process used to determine the PVU factors, the call detail records, description of the method for determining how the end user originates or terminates calls in IP format, and other information used to determine the customer's PVU factors furnished to the Telephone Company in order to validate the PVU factors supplied. The customer shall comply, and shall reasonably supply the requested data and information within 15 days of the Telephone Company's request.



ACCESS SERVICE

2. General Regulations (Cont'd)

2.3 Obligations of the Customer (Cont'd)

2.3.17 Identification and Rating of VoIP-PSTN Traffic (Cont'd)

(F) PVU Factor Verification

(2) The Telephone Company may dispute the customer's PVU factor based upon:

(a) A review of the requested data and information provided by the customer, or customer's refusal to provide the data and information to support the PVU factors. (C)
(C)

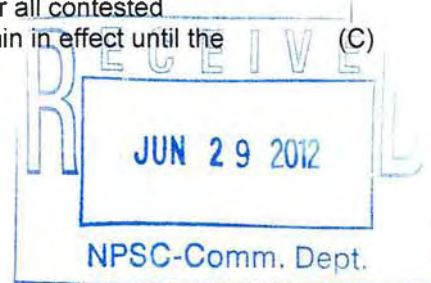
(b) The Telephone Company's reasonable review of other market information, FCC reports on VoIP lines, such as FCC Form 477 or state level results based on FCC Local Competition Report or other relevant data.

(c) A change in the reported PVU factor by more than five percentage points from the preceding quarter.

(3) If after review of the data and information, the customer and the Telephone Company establish revised PVU factors, the customer and the Telephone Company will begin using those revised PVU factors with the next bill period. (T)

(4) If the dispute is unresolved, the Telephone Company may initiate an audit. The Telephone Company shall limit audits of the customer's PVU factor to no more than twice per year. The customer may request that the audit be conducted by an independent auditor. In such cases, the associated auditing expenses will be paid by the customer.

(a) In the event that the customer fails to provide adequate records to enable the Telephone Company or an independent auditor to conduct an audit verifying the customer's PVU factors, the Telephone Company will bill the usage and associated facilities for all contested periods using the most recent undisputed PVU factors reported by the customer. If no undisputed PVU factors exist, then PVU factors of zero percent will be used for all contested periods. These PVU factors will remain in effect until the audit can be completed. (C)
(C)
(C)



ACCESS SERVICE

2. General Regulations (Cont'd)

2.3 Obligations of the Customer (Cont'd)

2.3.17 Identification and Rating of VoIP-PSTN Traffic (Cont'd)


(F) PVU Factor Verification (Cont'd)

(4) (Cont'd)

- (b) During the audit, the undisputed PVU factors from the previous reporting period will be used by the Telephone Company.
- (c) The Telephone Company will adjust the customer's PVU factors based on the results of the audit and implement the revised PVU in the next billing period or quarterly report date, whichever is first. The revised PVU factors will apply for the next two quarters before new factors can be submitted by the customer.
- (d) If the audit supports the customer's PVU factors, the usage for the contested periods will be adjusted to reflect the customer's audited PVU factors.

(N)

(N)



ACCESS SERVICE

2. General Regulations (Cont'd)


2.4 Payment Arrangements and Credit Allowances

2.4.1 Payment of Rates, Charges and Deposits

- (A) The Telephone Company will, in order to safeguard its interests, only require a customer which has a proven history of late payments to the Telephone Company or does not have established credit, to make a deposit prior to or at any time after the provision of a service to the customer to be held by the Telephone Company as a guarantee of the payment of rates and charges.

(M)
|
(M)

No such deposit will be required of a customer which is a successor of a company which has established credit and has no history of late payments to the Telephone Company. Such deposit may not exceed the actual or estimated rates and charges for the service for a two month period. The fact that a deposit has been made in no way relieves the customer from complying with the Telephone Company's regulations as to prompt payment of bills. At such time as the provision of the service to the customer is terminated, the amount of the deposit will be credited to the customer's account and any credit balance which may remain will be refunded. Such a deposit may be refunded or credited to the account when the customer has established credit or, in any event, after the customer has established a one-year prompt payment record at any time prior to the termination of the provision of the service to the customer. In case of a cash deposit, for the period the deposit is held by the Telephone Company, the customer will receive interest at the same percentage rate as that set forth in (B)(3)(b)(I) or in (B)(3)(b)(II), whichever is lower. The rate will be compounded daily for the number of days from the date the customer deposit is received by the Telephone Company to and including the date such deposit is credited to the customer's account or the date the deposit is refunded by the Telephone Company. Should a deposit be credited to the customer's account, as indicated above, no interest will accrue on the deposit from the date such deposit is credited to the customer's account.



(M) Certain material appearing on this page was moved from page 43.1.

ACCESS SERVICE

2. General Regulations (Cont'd)

2.4 Payment Arrangements and Credit Allowances (Cont'd)

2.4.1 Payment of Rates, Charges and Deposits (Cont'd)


(B) The Telephone Company shall bill on a current basis all charges incurred by and credits due to the customer under this Tariff attributable to services, including, but not limited to, Maintenance of Service as set forth in Section 13.3.1 following, established or discontinued during the preceding billing period. In addition, the Telephone Company shall bill in advance charges for all services to be provided during the ensuing billing period (e.g., Special Access and Switched Access Entrance Facility, Direct-Trunked Transport and Multiplexing) except for charges associated with service usage (e.g., Switched Access

(M)

(M)

Interconnection Charge, Tandem-Switched Transport, Local Switching and Information Surcharge and for the Federal Government which will be billed in arrears. The bill day (i.e., the billing date of a bill for a customer for Access Service under this Tariff), the period of service each bill covers and the payment date will be as follows:

- (1) For End User Access Service and Presubscription the Telephone Company will establish a bill day each month for each end user account. The bill will cover End User Access Service charges for the ensuing billing period except for End User Access Service for the Federal Government which will be billed in arrears. Any applicable Presubscription charges, any known unbilled charges for prior periods and any known unbilled adjustment for prior periods for End User Access Service and Presubscription Service will be applied to this bill. Such bills are due when rendered.
- (2) For Service other than End User Service and Presubscription, the Telephone Company will establish a bill day each month for each customer account. The bill will cover charges for the billing period for which the bill is rendered, plus any known unbilled charges and adjustments for prior periods. The billing period for usage shall be the last bill day through one day before the current bill day. Payment for such bills is due as set forth in (3) following. If payment is not received by the payment date, as set forth in (3) following in immediately available funds, a late payment penalty will apply as set forth in (3) following.



(M) Certain material appearing on this page was moved from page 44.

ACCESS SERVICE

2. General Regulations (Cont'd)

2.4 Payment Arrangements and Credit Allowances (Cont'd)

2.4.1 Payment of Rates, Charges and Deposits (Cont'd)

(B) (Cont'd)

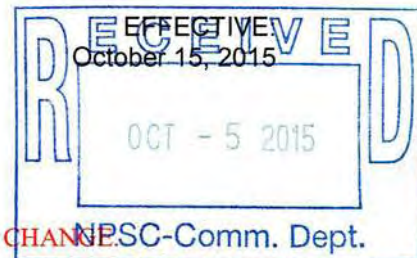
- (3) (a) All bills dated as set forth in (2) preceding for service, other than End User Access Service and Presubscription, provided to the customer by the Telephone Company are due 31 days (payment date) after the billing date, and are payable in immediately available funds. In the event that the Telephone Company renders the bill more than ten (10) days after the normal billing date, the Telephone Company will extend the payment date by one day for each day in excess of ten (10) until the bill is rendered. The date the bill is rendered will be considered to be the date the bill is post marked. If such payment date would cause payment to be due on a Saturday, Sunday or Holiday (i.e., New Year's Day, Independence Day, Labor Day, Thanksgiving Day, Christmas Day, the second Tuesday in November and a day when Washington's Birthday, Memorial Day or Columbus Day is legally observed), payment for such bills will be due from the customer as follows:

If such payment date falls on a Sunday or on a Holiday which is observed on a Monday, the payment date shall be the first non-Holiday day following such Sunday or Holiday. If such payment date falls on a Saturday or on a Holiday which is observed on Tuesday, Wednesday, Thursday or Friday, the payment date shall be the last non-Holiday day preceding such Saturday or Holiday.

- (b) Further, if any portion of the payment is received by the Telephone Company after the payment date as set forth in (a) preceding, or if any portion of the payment is received by the Telephone Company in funds which are not immediately available to the Telephone Company, then a late payment penalty shall be due to the Telephone Company. The late payment penalty shall be the portion of the payment not received by the payment date times a late factor. The late factor shall be the lesser of:

ISSUED:
October 5, 2015

Gary L. Kepley
Director, Regulatory Operations
600 New Century Parkway
New Century, KS 66031



ACCESS SERVICE

2. General Regulations (Cont'd)

2.4 Payment Arrangements and Credit Allowances (Cont'd)

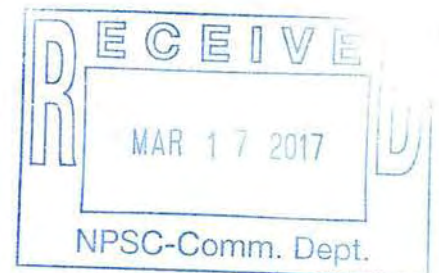
2.4.1 Payment of Rates, Charges and Deposits (Cont'd)

(B) (Cont'd)

(3) (Cont'd)

(b) (Cont'd)

- (I) the highest interest rate (in decimal value) which may be levied by law for commercial transactions, compounded daily for the number of days from the payment date to and including the date that the customer actually makes the payment to the Telephone Company, or
- (II) 0.000407 per day, compounded daily for the number of days from the payment date to and including the date that the customer actually makes the payment to the Telephone Company. (R)
- (c) In the event that a billing dispute concerning any charges billed to the customer by the Telephone Company is resolved in favor of the Telephone Company, any payments withheld pending settlement of the dispute shall be subject to the late payment penalty set forth in (b) preceding. If the customer disputes the bill on or before the payment date, and pays the undisputed amount on or before the payment date, any late payment charge for the disputed amount will not start until 10 working days after the payment date. If the billing dispute is resolved in favor of the customer,



ISSUE DATE:
March 17, 2017
17-01A

Director, Regulatory Operations
600 New Century Parkway
New Century, Kansas 66031

EFFECTIVE DATE:
April 1, 2017

ACCESS SERVICE

2. General Regulations (Cont'd)

2.4 Payment Arrangements and Credit Allowances (Cont'd)

2.4.1 Payment of Rates, Charges and Deposits (Cont'd)


(B) (3) (c) (Cont'd)

no late payment penalty will apply to the disputed amount. In addition, if a customer who has paid the total billed amount disputes the billed amount within six months of the payment date, as set forth in (a) preceding, and the billing dispute is resolved in favor of the customer, the customer shall be entitled to the principal amount of such overpayment plus an interest amount calculated from the date the customer pays the bill to the date the money is refunded, for disputes found in favor of the customer which are filed within six months of the payment date. For disputes filed after six months from the payment date, interest will be paid from the claim date to the date the money is refunded to the customer. The disputed amount late payment interest charge shall be the disputed amount resolved in the customer's favor times an interest factor. The interest factor shall be the lesser of:

(I) the highest interest rate (in decimal value) which may be levied by law for commercial transactions, compounded daily for the number of days from the first date to and including the last date of the period involved, or

(II) 0.000407 per day, compounded daily for the number of days from the first date to and including the last date of the period involved. (R)

(d) In the event of a dispute concerning withheld payment amounts or overbilling, the customer shall notify the Telephone Company in writing at the earliest possible date, but in no event later than the normal payment date if the dispute concerns withheld payment amounts. The Telephone Company shall respond no later than 15 working days, or other mutually agreed period, from the date of receipt of the notice of dispute. Such response shall state agreement or disagreement with the customer's position and, if disagreement, shall state clearly the reasons for such disagreement.




ISSUE DATE:
March 17, 2017
17-01A

Director, Regulatory Operations
600 New Century Parkway
New Century, Kansas 66031

EFFECTIVE DATE: April 1, 2017

ACCESS SERVICE



2. General Regulations (Cont'd)

2.4 Payment Arrangements and Credit Allowances

2.4.1 Payment of Rates, Charges and Deposits (Cont'd)


- (C) Adjustments for the quantities of services established or discontinued in any billing period beyond the minimum period set forth for services in other sections of this tariff will be prorated to the number of days or major fraction of days based on a 30 day month.
- (D) The Telephone Company will furnish sufficient supporting detail (e.g., type of charge, service type, invoice number, account number, adjustments, and payments) with bills rendered for access services to enable the customer to verify the accuracy of such bills.
- (E) When a rate as set forth in this tariff is shown to more than two decimal places, the charges will be determined using the rate shown. The resulting amount will then be rounded to the nearest penny (i.e., rounded to two decimal places).
- (F) When more than one copy of a customer bill for services provided under the provisions of this tariff is furnished to the customer, an additional charge applies for each additional copy of the bill as set forth in 13.3.6 following.

ISSUE DATE:
September 15, 1987

Vice President-Revenues
6666 West 110th Street
Overland Park, Kansas 66211

EFFECTIVE DATE:
October 1, 1987

ACCESS SERVICE



2. General Regulations (Cont'd)

2.4 Payment Arrangements and Credit Allowances (Cont'd)

2.4.2 Minimum Period

The minimum period for which services are provided and for which rates and charges are applicable is one month except for those services set forth in 5.2.5(B) and , 6.7.2, 7.4.4, 9.4(A) and 13.3.5(1)(b), (c) and (d) following.

The minimum period for which service is provided and for which rates and charges are applicable for a Specialized Service or Arrangement provided on an individual case basis, as set forth in 12. following, is one month unless a different minimum period is established with the individual case filing.

When a service is discontinued prior to the expiration of the minimum period, charges are applicable, whether the service is used or not, as follows:

ISSUE DATE:
September 15, 1987

Vice President-Revenues
6666 West 110th Street
Overland Park, Kansas 66211

EFFECTIVE DATE:
October 1, 1987

ACCESS SERVICE



2. General Regulations (Cont'd)

2.4 Payment Arrangements and Credit Allowances (Cont'd)

2.4.2 Minimum Period (Cont'd)

- (A) When a service with a one month minimum period is discontinued prior to the expiration of the minimum period, a one month charge will apply at the rate level in effect at the time service is discontinued.
- (B) When a service with a minimum period greater than one month is discontinued prior to the expiration of the minimum period, the applicable charge will be the lesser of (1) the Telephone Company's total nonrecoverable costs less the net salvage value for the discontinued service or (2) the total monthly charges, at the rate level in effect at the time service is discontinued, for the remainder of the minimum period.

2.4.3 Cancellation of an Order for Service

Provisions for the cancellation of an Access Order for Switched Access or Special Access service are set forth in 5.2.2(B) and 5.2.3 following.

2.4.4 Credit Allowance for Service Interruptions

(A) General

A service is interrupted when it becomes unusable to the customer because of a failure of a facility component used to furnish service under this tariff or in the event that the protective controls applied by the Telephone Company result in the complete loss of service by the customer as set forth in 6.5.1 following. An interruption period starts when an inoperative service is reported to the Telephone Company, and ends when the service is operative.

ACCESS SERVICE

2. General Regulations (Cont'd)

2.4 Payment Arrangements and Credit Allowances (Cont'd)

2.4.4 Credit Allowance for Service Interruptions (Cont'd)


(B) When A Credit Allowance Applies

In case of an interruption to any service, allowance for the period of interruption, if not due to the negligence of the customer, shall be as follows:

- (1) For Switched Access Entrance Facilities **and Direct-Trunked Transport**, and for Special Access Services, no credit shall be allowed for an interruption of less than thirty (30) minutes. The customer shall be credited for an interruption of thirty (30) minutes or more at the rate of 1/1440 of the monthly charge for the service for each period of thirty (30) minutes or major fraction thereof that the interruption continued from the time that an interruption period starts. (D)

The monthly charges used to determine the credit shall be as follows:

- (a) For two-point services, the monthly charge shall be the total of all the monthly rate element charges associated with the service (i.e., Channel Termination(s), Channel Mileage, Optional Features and Functions, and, when applicable, Surcharge for Special Access Service).
- (b) For multipoint services, the monthly charge shall be the total of all the monthly rate element charges associated with that portion of the service that is inoperative between the Hub and a customer premises (i.e., Channel Termination(s), Channel Mileage, Optional Features and Functions, and, when applicable, Surcharge for Special Access Service).



ACCESS SERVICE

2. General Regulations (Cont'd)


2.4 Payment Arrangements and Credit Allowances (Cont'd)

2.4.4 Credit Allowance for Service Interruptions (Cont'd)

(B) When A Credit Allowance Applies (Cont'd)

(1) (Cont'd)

- (c) For multiplexed services, the monthly charge shall be the total of all the monthly rate element charges associated with that portion of the service that is inoperative. When the facility which is multiplexed or the multiplexer itself is inoperative, the monthly charge shall be the total of all the monthly rate element charges associated with the service (i.e., Channel Termination(s), Channel Mileage, Optional Features and Functions, and, when applicable, Surcharge for Special Access Service). When the service which rides a channel of the multiplexed facility is inoperative, the monthly charge shall be the total of all the monthly rate element charges associated with that portion of the service from the Hub to a customer premises (i.e., Channel Termination(s), Channel Mileage, Optional Features and Functions, and, when applicable, Surcharge for Special Access Service).
- (T)
(T)
(T)
(T)
(T)
(T)



ACCESS SERVICE

2. General Regulations (Cont'd)


2.4 Payment Arrangements and Credit Allowances (Cont'd)

2.4.4 Credit Allowance for Service Interruptions (Cont'd)

(B) When A Credit Allowance Applies (Cont'd)

(D)

(D)



ISSUED:
July 18, 2002

Warren D. Hannah
Director, Tariffs

EFFECTIVE:
July 29, 2002

ACCESS SERVICE

2. General Regulations (Cont'd)

2.4 Payment Arrangements and Credit Allowances (Cont'd)


2.4.4 Credit Allowance for Service Interruptions (Cont'd)

(B) When A Credit Allowance Applies (Cont'd)

- (3) For Switched Access Service and Directory Assistance Service, credit allowance for interruptions apply only to the applicable monthly rates or the assumed Minutes of Use Charge, whichever is applicable to the service involved. No credit allowance shall be allowed for an interruption of less than 24 hours. The customer shall be credited for an interruption of 24 hours or more at the rate of 1/30 of (a) the applicable monthly rates or (b) the assumed minutes of use charge for each period of 24 hours or major fraction thereof that the interruption continues.
- (4) The credit allowance(s) for an interruption or for a series of interruptions shall not exceed (a) the applicable monthly rates or (b) the assumed minutes of use charge for the service interrupted in any one monthly billing period.

(D)

(D)



ACCESS SERVICE

2. General Regulations (Cont'd)

2.4 Payment Arrangements and Credit Allowances (Cont'd)

2.4.4 Credit Allowance for Service Interruptions (Cont'd)


(B) When A Credit Allowance Applies (Cont'd)

- (5) Service interruptions for Specialized Service or (T)
Arrangements provided under the provisions of 12
following shall be administered in the same
manner as those set forth in this section (2.4.4)
unless other regulations are specified with the
individual case filing.

(C) When a Credit Allowance Does Not Apply (T)

No credit allowance will be made for:

- (1) Interruptions caused by the negligence of the
customer.
- (2) Interruptions of a service due to the failure of
equipment or systems provided by the customer or
others.
- (3) Interruptions of a service during any period in
which the Telephone Company is not afforded
access to the premises where the service is
terminated.
- (4) Interruptions of a service when the customer has
released that service to the Telephone Company
for maintenance purposes, to make rearrangements,
or for the implementation of an order for a
change in the service during the time that was
negotiated with the customer prior to the release
of the service. Thereafter, a credit allowance
asset forth in (B) preceding applies.



ISSUE DATE:
April 20, 2000

Rudolph R. Povirk, Jr.
Director-Carrier Tariffs

EFFECTIVE DATE:
April 30, 2000

ACCESS SERVICE

2. General Regulations (Cont'd)

2.4 Payment Arrangements and Credit Allowances (Cont'd)


2.4.4 Credit Allowance for Service Interruptions (Cont'd)

(C) When A Credit Allowance Does Not Apply (Cont'd)

- (5) Interruptions of a service which continue because of the failure of the customer to authorize replacement of any element of special construction, as set forth in Section 14, Special Construction, of this tariff. The period for which no credit allowance is made begins on the seventh day after the customer receives the Telephone Company's written notification of the need for such replacement and ends on the day after receipt by the Telephone Company of the customer's written authorization for such replacement.
- (6) Periods when the customer elects not to release the service for testing and/or repair and continues to use it on an impaired basis.
- (7) Periods of temporary discontinuance as set forth in 2.2.2 (B) preceding.
- (8) Periods of interruption as set forth in 13.1.9 following. (T)
- (9) An interruption or a group of interruptions, resulting from a common cause, for amounts less than one dollar.

(D) Use of an Alternative Service Provided by the Telephone Company

Should the customer elect to use an alternative service provided by the Telephone Company during the period that a service is interrupted, the customer must pay the tariffed rates and charges for the alternative service used.



ACCESS SERVICE

2. General Regulations (Cont'd)

2.4 Payment Arrangements and Credit Allowances (Cont'd)

2.4.4 Credit Allowance for Service Interruptions (Cont'd)

(E) Temporary Surrender of a Service

In certain instances, the customer may be requested by the Telephone Company to surrender a service for purposes other than maintenance, testing or activity relating to a service order. If the customer consents, a credit allowance will be granted. The credit allowance will be 1/720 of the monthly rate for each period of 60 minutes or fraction thereof that the service is surrendered. In no case will the credit allowance exceed the monthly rate for the service surrendered in any one monthly billing period. (C)
(C)

2.4.5 Customer Bill Verification

Upon reasonable notice, the customer, or its duly authorized representatives, shall have the right of access to mutually agreed upon Telephone Company information and records as may be necessary to verify the accuracy of access bills rendered to the customer in connection with Access Services provided under this tariff.

2.4.6 Reestablishment of Service Following Fire, Flood or Other Occurrence

(A) Nonrecurring Charges Do Not Apply

Charges do not apply for the reestablishment of service following a fire, flood or other occurrence attributed to an Act of God provided that:

- (1) The service is of the same type as was provided prior to the fire, flood and other occurrence.
- (2) The service is for the same customer.

March 15 1991


ASST. TO PRESIDENT
1000 WEST 110TH STREET
OVERLAND PARK, KANSAS 66211

ISSUE DATE:
March 15, 1991

Vice President-Administration
5454 West 110th Street
Overland Park, Kansas 66211

EFFECTIVE DATE:
March 25, 1991

ACCESS SERVICE



2. General Regulations (Cont'd)

2.4 Payment Arrangements and Credit Allowances (Cont'd)

2.4.6 Reestablishment of Service Following Fire, Flood or Other Occurrence (Cont'd)

(A) Nonrecurring Charges Do Not Apply (Cont'd)

(3) The service is at the same location on the same premises.

(4) The reestablishment of service begins within 60 days after Telephone Company service is available. (The 60 day period may be extended a reasonable period if the renovation of the original location on the premises affected is not practical within the allotted time period.)

(B) Nonrecurring Charges Apply

Nonrecurring Charges apply for establishing service at a different location on the same premises or at a different premises pending reestablishment of service at the original location.

2.4.7 Title or Ownership Rights

(A) The payment of rates and charges by customers for the services offered under the provisions of this tariff does not assign, confer or transfer title or ownership rights to proposals or facilities developed or utilized, respectively, by the Telephone Company in the provision of such services.

ACCESS SERVICE



2. General Regulations (Cont'd)

2.4 Payment Arrangements and Credit Allowances (Cont'd)

2.4.8 Ordering, Rating and Billing of Access Services Where More Than One Exchange Telephone Company or Rate Schedule is Involved

The Telephone Company will handle ordering, rating and billing of Access Services under this tariff where more than one Exchange Telephone Company or Rate Schedule is involved in the provision of Access Service as set forth in (A) or (B) following. The choice of either (A) or (B) shall be made by the Telephone Company and the Telephone Company will notify the customer which option will apply when the customer orders Access Service. The choice of (A) or (B) will be based on the interconnection arrangements between the Exchange Telephone Companies involved. The option set forth in (A) following, for services other than Feature Group A and Feature Group B, is transitional only and will expire with December 31, 1987.

- (A) When an Access Service is ordered by a customer where one end of the Transport element (i.e., Switched Access Service Local Transport, Directory Transport or Special Access Service Channel Mileage) is in one Exchange Telephone Company operating territory and the other end is in another Exchange Telephone Company operating territory, except for Access Services provided with the use of Hubs, the Exchange Telephone Company in whose operating territory the customer's end user is located will accept the order for the Access Service from the customer except for Switched Access Services ordered on a per line or per trunk basis. The Exchange Telephone Company in whose territory the first point of switching is located will accept the order for Feature Group A, B and D Switched Access Services ordered in lines or trunks. The Exchange Telephone Company that accepts the

ACCESS SERVICE

2. General Regulations (Cont'd)

2.4 Payment Arrangements and Credit Allowances (Cont'd)

2.4.8 Ordering Rating, and Billing of Access Services Where More Than One Exchange Telephone Company or Rate Schedule is Involved (Cont'd)

(A) (Cont'd)

order will then determine the charges involved, arrange to provide the Access Service ordered and bill the charges in accordance with its Access Service tariff.

When an Access Service provided with the use of a Hub is ordered by a customer, the Exchange Telephone Company in whose territory the Hub is located will accept the order for the Access Service from the customer. That Exchange Telephone Company will then determine the charges involved, arrange to provide the Access Service ordered and bill the charges in accordance with its Access Service tariff.

In accordance with the Federal Communications Commission's Memorandum Opinion and Order in CC Docket No. 86-106, adopted July 20, 1987, the Telephone Company will adhere to the standards set forth in the Multiple Exchange Carrier Access Billing (MECAB) and the Multiple Exchange Carrier Ordering and Design (MECOD) Guidelines when providing access service under Multiple Company (Interconnection Point) Billing arrangements. These documents are available for customer inspection as set forth in the Reference to Other Publications Section of this tariff.

(N)
|
(N)

(B) The Telephone Company will handle ordering, rating and billing of Access Services under this tariff where more than one Exchange Telephone Company or rate schedule is involved in the provision of Access Service as follows:

(1) When a Feature Group A and/or B Switched Access Service is ordered by a customer where one end of the Transport element is in the Telephone Company operating territory and the other end is in another Exchange Telephone Company operating territory, the Exchange Telephone Company in whose operating territory the first point of switching is located will accept the order. In addition the Exchange Telephone Company in whose operating territory the customer point of termination is located must also receive a copy of the order from the customer. Each Exchange Telephone Company will provide the portion of the transport element in its operating territory to an interconnection point with another Exchange Telephone Company and will bill the charges in accordance with its Access Service tariff.

ACCESS SERVICE

2. General Regulations (Cont'd)

2.4 Payment Arrangements and Credit Allowances (Cont'd)

2.4.8 Ordering Rating, and Billing of Access Services Where More Than One Exchange Telephone Company or Rate Schedule is Involved (Cont'd)

(B) (Cont'd)

- (2) When Feature Group C and/or D Switched Access Service and/or Directory Assistance Service is ordered by a customer where one end of the Transport element is in the Telephone Company operating territory and the other end is in another Exchange Telephone Company operating territory, the orders shall be received as follows:
- (a) For Feature Group C Switched Access Service and/or Directory Assistance Service, the Exchange Telephone Company in whose operating territory the end office is located must receive the order from the customer.
 - (b) For Feature Group D Switched Access Service ordered to an end office, the Exchange Telephone Company in whose operating territory the end office is located must receive the order from the customer.
 - (c) For Feature Group D Switched Access Service ordered to an access tandem, the Exchange Telephone Company in whose operating territory the access tandem is located must receive the order from the customer.
 - (d) For the Service ordered set forth in (a), (b) and (c) preceding, the Exchange Telephone Company in whose operating territory the customer point of termination is located must also receive a copy of the order from the customer.

(M)
|
(M)

(M) – Material moved to Page 62.1.

ISSUE DATE
April 15, 2021
NE2021-11

Chantel Bosworth
Director Government Operations

EFFECTIVE DATE:
April 28, 2021

Received by NPSC
04/15/2021

ACCESS SERVICE

2. General Regulations (Cont'd)

2.4 Payment Arrangements and Credit Allowances (Cont'd)

2.4.8 Ordering Rating, and Billing of Access Services Where More Than One Exchange Telephone Company or Rate Schedule is Involved (Cont'd)

(B) (Cont'd)

(2) (Cont'd)

(e) **Single Bill Method:** The Exchange Telephone Companies involved will mutually agree upon a "billing company" which will render the bill for the Access Service provided. The designated billing company will perform the "Access Service Coordination" (ASC) function for the service requested, determine the applicable charges, and bill the customer for the entire service in accordance with the applicable Access Service tariff(s). The designated billing company will be billed by the other Exchange Telephone Companies involved for the portion of the Access Service they provide. Available options for the Single Bill method are:

1. Single Bill/Single Tariff
2. Single Bill/Multiple Tariff

(f) **Multiple Bill Method:** Each Exchange Telephone Company involved will provide the portion of the service in its operating territory and bill the customer in accordance with its Access Service tariff.

Each Exchange Telephone Company will provide the portion of the Transport element in its operating territory to an interconnection point with another Exchange Telephone Company and will bill the charges in accordance with its Access Service tariff. The rate for the Transport element will be determined as set forth in (8) following. All other appropriate charges in each Exchange Telephone Company tariff are applicable.

(N)

(N)

(M)

(M)

(M) – Material moved from Page 62.

ACCESS SERVICE



2. General Regulations (Cont'd)

2.4 Payment Arrangements and Credit Allowances (Cont'd)

2.4.8 Ordering, Rating and Billing of Access Services Where More Than One Exchange Telephone Company or Rate Schedule is Involved (Cont'd)

(B) (Cont'd)


- (3) When a Special Access Service utilized for connection with Switched Access Service is ordered and a Transport element applies (i.e., the WATS serving office and the end user customer end office are not coterminous) and one end of the Transport element is in the Telephone Company operating territory and the other end is in another Exchange Telephone Company operating territory, the Exchange Telephone Company in whose operating territory the end office is located must receive the order from the customer. In addition, the Exchange Telephone Company in whose operating territory the WATS Serving Office is located must also receive a copy of the order from the customer. Each Exchange Telephone Company will provide the portion of the Transport element in its operating territory to an interconnection point with another Exchange Telephone Company and will bill the charges in accordance with its Access Service tariff. The rate for the Transport element will be determined as set forth in (8) following. All other appropriate charges in each Exchange Telephone Company tariff are applicable.
- (4) When a Special Access Service is ordered by a customer where one end of the Channel Mileage is in the Telephone Company operating territory and the other end is in another Exchange Telephone Company operating territory, except for Special Access Service provided with the use of Hubs, either of the Exchange Telephone Companies may receive the order from the customer. In addition, the other Exchange Telephone Company must receive a copy of the order from the customer. Each Exchange Telephone Company will provide the portion of the Channel Mileage element in its operating territory

ISSUE DATE:
September 15, 1987

Vice President-Revenues
6666 West 110th Street
Overland Park, Kansas 66211

EFFECTIVE DATE:
October 1, 1987

ACCESS SERVICE



2. General Regulations (Cont'd)

2.4 Payment Arrangements and Credit Allowances (Cont'd)


2.4.8 Ordering, Rating and Billing of Access Services Where More Than One Exchange Telephone Company or Rate Schedule is Involved
(Cont'd)

(B) (4) (Cont'd)

to an interconnection point (IP) with another Exchange Telephone Company and will bill the charges in accordance with its Access Service tariff. The rate for the Channel Mileage element will be determined as set forth in (8) following. All other appropriate charges in each Exchange Telephone Company tariff are applicable.

- (5) When a Special Access Service involving a Hub is ordered by a customer where one end of the Channel Mileage element is in an Exchange Telephone Company operating territory and the Hub is in another Exchange Telephone Company operating territory, the Exchange Telephone Company in whose operating territory the Hub is located must receive the order from the customer. In addition, The Exchange Telephone Company in whose territory a customer premises is located must receive copies of the order from the customer. Each Exchange Telephone Company will provide the portion of the Channel Mileage element in its operating territory to an interconnection point (IP) with another Exchange Telephone Company and will bill the charges in accordance with its Access Service Tariff. The rate for the Channel Mileage element will be determined as set forth in (8) following. All other appropriate charges in each Exchange Telephone Company tariff are applicable.
- (6) When a Feature Group A, B, C and/or D Switched Access Service is ordered by a customer where both ends or an end and an interconnection point of the Transport Element are in the same Telephone Company operating territory and same

ACCESS SERVICE



2. General Regulations (Cont'd)

2.4 Payment Arrangements and Credit Allowances (Cont'd)

2.4.8 Ordering, Rating and Billing of Access Services Where More Than One Exchange Telephone Company or Rate Schedule is Involved
(Cont'd)

(B) (6) (Cont'd)

exchange but in different states which have different rate schedules, the Telephone Company will accept the order in the state where the first point of switching is located. When a Special Access Service utilized for connection with Switched Access Service is ordered and a Transport element applies and both ends or one end and an interconnection point of the Transport element are in the same Telephone Company operating territory and same exchange but in different states which have different rate schedules, the Telephone Company will accept the order in the state where the WATS Serving Office is located. The Telephone Company will provide the service ordered and will bill the portion of the service in each state in accordance with the rate schedule for that state. An interconnection point will be determined by the Telephone Company and will be used to determine the billing for each state. The rate for the Transport element will be determined as set forth in (8) following.

- (7) When a Special Access Service, including those involving a Hub, but excluding those ordered for connection with Switched Access Service, is ordered by a customer where both ends of the Channel Mileage element, an end of the Channel Mileage element and an interconnection point, an end of the Channel Mileage element and a Hub or interconnection point and a Hub are in the same Telephone Company operating territory and the same exchange but in different states which have different rate schedules, the Exchange Telephone Company will accept the order in either state except for orders involving Hubs. For orders involving Hubs, the order must be placed in the state where the Hub

ISSUE DATE:
September 15, 1987

Vice President-Revenues
6666 West 110th Street
Overland Park, Kansas 66211

EFFECTIVE DATE:
October 1, 1987



ACCESS SERVICE

2. General Regulations (Cont'd)

2.4 Payment Arrangements and Credit Allowances (Cont'd)

2.4.8 Ordering, Rating and Billing of Access Services Where More Than One Exchange Telephone Company or Rate Schedule is Involved
(Cont'd)

(B) (7) (Cont'd)

is located. An interconnection point will be determined by the Exchange Telephone Company and will be used to determine the billing for each state. All appropriate charges in each state rate schedule are applicable. The rate for the Channel Mileage element will be determined as set forth in (8) following.

ISSUE DATE:
September 15, 1987

Vice President-Revenues
6666 West 110th Street
Overland Park, Kansas 66211

EFFECTIVE DATE:
October 1, 1987

ACCESS SERVICE

2. General Regulations (Cont'd)

2.4 Payment Arrangements and Credit Allowances (Cont'd)

2.4.8 Ordering, Rating and Billing of Access Services Where More Than One Exchange Telephone Company or Rate Schedule is Involved (Cont'd)

(B) (Cont'd)

(8) The rate for the Switched Access Direct-Trunked Transport and Tandem-Switched Transport or Special Access Channel Mileage per mile element for services provided as set for in (2) through (7) preceding is determined in as follows: When Terminating Tandem Switched Transport is provided through a CenturyLink Operating Company (CLOC) ILEC Access Tandem and the Terminating End Office is not owned by a CLOC ILEC or through an ILEC Access Tandem not owned by a CLOC ILEC and the Terminating End Office is owned by a CLOC ILEC, Terminating – Tandem 3rd Party rates are applicable; otherwise, Terminating – Tandem End Office rates are applicable. When originating Tandem Switched Transport is provided, Originating rates are applicable.

(C)
|
(C)

(a) Determine the appropriate Switched Transport or Channel Mileage by computing the airline mileage between the two ends of the Switched Transport or Channel Mileage element. Determine the airline mileage for the Tandem-Switched Transport per mile element using the V & H method as set forth in Section 6.7.13 following. Determine the airline mileage for the Direct-Trunked Transport and Channel Mileage per mile element using the V & H method as set forth in Section 7.4.6 following.

(b) Determine the rate for the airline mileage determined in (a) preceding using the Telephone Company's tariff. Multiply such rate by the Telephone Company's billing percentage factor and divide by 100 to obtain the Switched Transport or Channel Mileage per mile element charges.

(9) The interconnection points will be determined by the Exchange Telephone Companies involved. The Telephone Company's billing percentage factor for the service between the two involved offices is maintained as follows:

(a) The billing percentage factor for interLATA service is listed in National Exchange Carrier Association Tariff F.C.C. No. 4.

(b) The billing percentage factor for intraLATA service is maintained as a contract and may be obtained from the Telephone Company.

ISSUE DATE:
June 7, 2017

Director, Regulatory Operations
600 New Century Parkway
New Century, Kansas 66031

EFFECTIVE DATE:
July 1, 2017

(T)
|
(T)

ACCESS SERVICE

2. General Regulations (Cont'd)

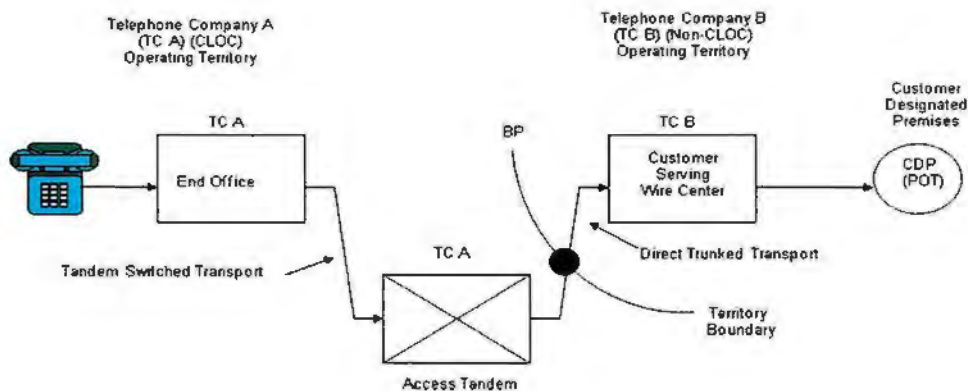
2.4 Payment Arrangements and Credit Allowances (Cont'd)

2.4.8 Ordering, Rating and Billing of Access Services Where More Than One Exchange Telephone Company or Rate Schedule is Involved (Cont'd)

(C) Example 1: Originating Switched Access
(See Diagram 1)

- Feature Group D Switched Access is ordered to End Office.
- Originating End Office and Access Tandem are in the operating territory of a Telephone Company (TC-A).
- Customer Designated Premises is in the operating territory of a Telephone Company (TC-B).
- Assumptions:
 - o TC-A Direct Trunk Transport BP = 40%
 - o TC-B Direct Trunk Transport BP = 60%
 - o Direct Trunked Transport mileage = 26 mi.
 - o Tandem Switched Transport mileage = 23 mi.

Diagram 1



ISSUE DATE:
June 7, 2017

Director, Regulatory Operations
600 New Century Parkway
New Century, Kansas 66031

EFFECTIVE DATE:
July 1, 2017

(N)

(N)

(T)

ACCESS SERVICE

2. General Regulations (Cont'd)

2.4 Payment Arrangements and Credit Allowances (Cont'd)

2.4.8 Ordering, Rating and Billing of Access Services Where More Than One Exchange Telephone Company or Rate Schedule is Involved (Cont'd)

(C) Example 1: Originating Switched Access (Cont'd)
(See Diagram 1)

Telephone Company A charges are:

End Office charges = 9,000 min. x EO rate

Tandem Switched Facility charge
= 9,000 min. x 23 mi. x TSF rate

Tandem Switched Termination charge
= 2 terminations x 9,000 min. x TST rate

Tandem Switching charge
= 9,000 min x TS rate

Direct Trunked Facility charge
= 26 miles x DTF rate x 40%

Direct Trunked Termination charge
= 1 termination x DTT rate

Common Transport Multiplexing charge
= 9,000 min x CTM rate

(D)
(N)

(N)

ISSUE DATE:
June 7, 2017

Director, Regulatory Operations
600 New Century Parkway
New Century, Kansas 66031

EFFECTIVE DATE:
July 1, 2017

(T)
|
(T)

ACCESS SERVICE

2. General Regulations (Cont'd)

2.4 Payment Arrangements and Credit Allowances (Cont'd)

2.4.8 Ordering, Rating and Billing of Access Services Where More Than One Exchange Telephone Company or Rate Schedule is Involved (Cont'd)

(D) Example 2: Terminating Switched Access – Tandem 3rd Party
(See Diagram 2A and 2B)

- Feature Group D Switched Access is ordered to End Office.
- Terminating Access Tandem is owned by CLOC ILEC carrier (TC-A) and End Office is owned by a non-CLOC ILEC carrier (TC-B)
- Assumptions:
 - o TC-A Direct Trunk Transport BP = 40% (where applicable Diagram 2A)
 - o TC-B Direct Trunk Transport BP = 60% (where applicable Diagram 2A)
 - o Direct Trunk Transport mileage = 26 mi.
 - o TC-A Tandem Switched Transport BP = 20%
 - o TC-B Tandem Switched Transport BP = 80%
 - o Tandem Switched Transport mileage = 23 mi.

(D)
(N)

(N)

ISSUE DATE:
June 7, 2017

Director, Regulatory Operations
600 New Century Parkway
New Century, Kansas 66031

EFFECTIVE DATE:
July 1, 2017

(T)
|
(T)

ACCESS SERVICE

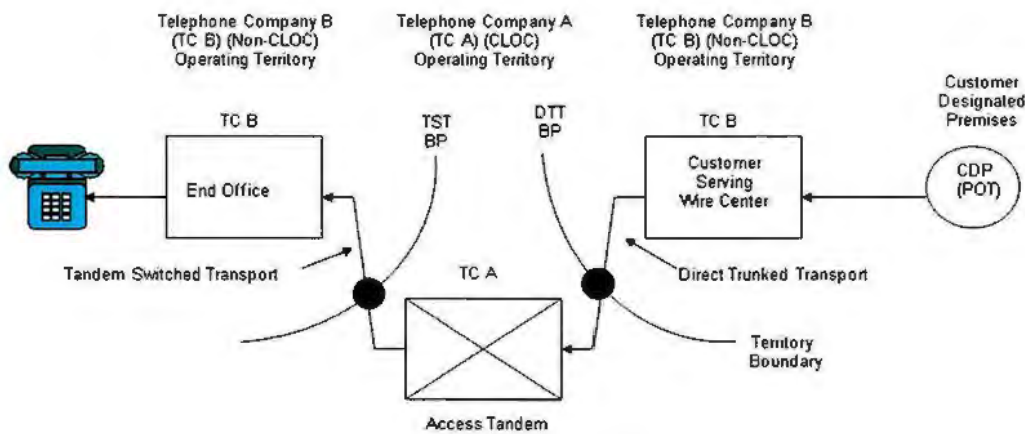
2. General Regulations (Cont'd)

2.4 Payment Arrangements and Credit Allowances (Cont'd)

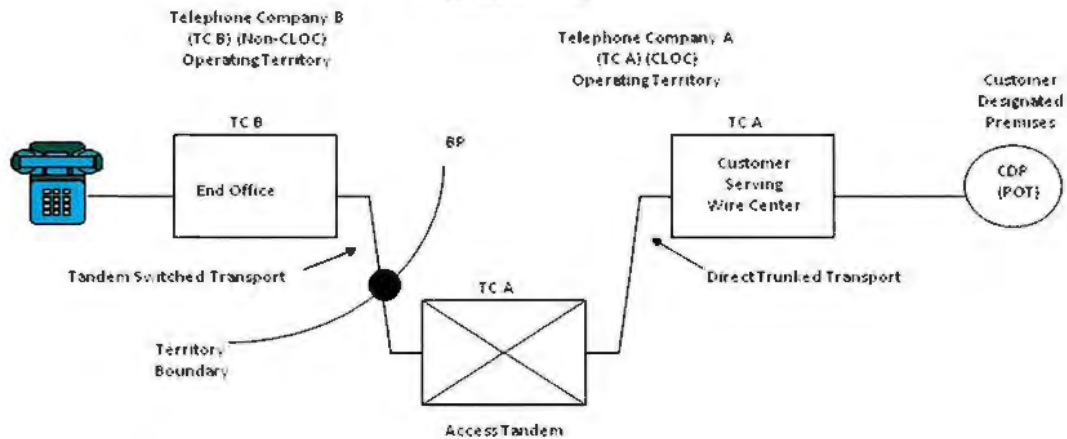
2.4.8 Ordering, Rating and Billing of Access Services Where More Than One Exchange Telephone Company or Rate Schedule is Involved (Cont'd)

(D) Example 2: Terminating Switched Access – Tandem 3rd Party (Cont'd)
(See Diagram 2A and 2B)

- Diagram 2A



- Diagram 2B



BP = Billing Percentage

(M) Material moved to Page 70.9.

ISSUE DATE:
June 7, 2017

Director, Regulatory Operations
600 New Century Parkway
New Century, Kansas 66031

EFFECTIVE DATE:
July 1, 2017

(M)
(N)

(N)

(T)
|
(T)

ACCESS SERVICE

2. General Regulations (Cont'd)

2.4 Payment Arrangements and Credit Allowances (Cont'd)

2.4.8 Ordering, Rating and Billing of Access Services Where More Than One Exchange Telephone Company or Rate Schedule is Involved (Cont'd)

(D) Example 2: Terminating Switched Access – Tandem 3rd Party
(Cont'd)
(See Diagram 2A and 2B)

- Example 2 Telephone Company A charges are:

Tandem Switched Facility – 3rd Party charge
= 9,000 min. x 23 mi. x TSF-3rd Party rate x 20%

Tandem Switched Termination – 3rd Party charge
= 1 termination x 9,000 min. x TST-3rd Party rate

Tandem Switching – 3rd Party charge
= 9,000 min. x TS-3rd Party rate

Direct Trunked Facility charge
2A = 26 miles x DTF rate x 40%
2B = 26 miles x DTF rate

Direct Trunked Termination charge
2A = 1 termination x DTT rate
2B = 2 termination x DTT rate

Common Transport Multiplexing – 3rd Party charge
= 9,000 min x CTM-3rd Party rate

(M)
(N)

(N)

(M) Material moved to Page 70.10.

ISSUE DATE:
June 7, 2017

Director, Regulatory Operations
600 New Century Parkway
New Century, Kansas 66031

EFFECTIVE DATE:
July 1, 2017

ACCESS SERVICE

2. General Regulations (Cont'd)

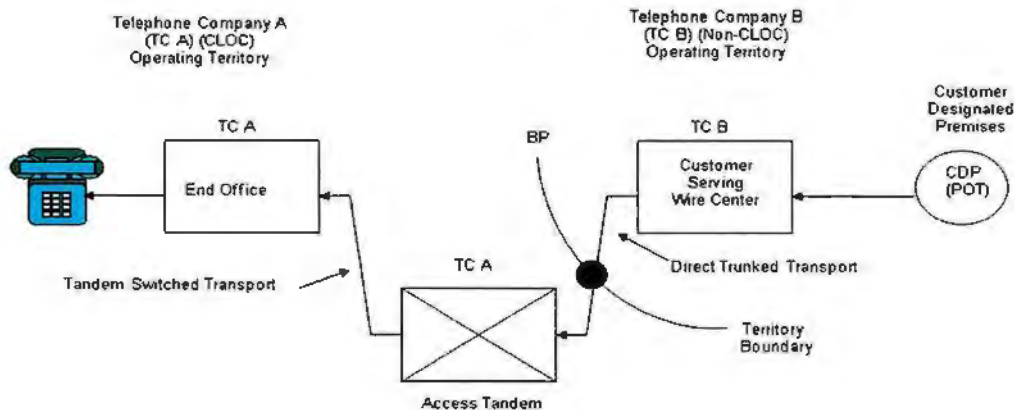
2.4 Payment Arrangements and Credit Allowances (Cont'd)

2.4.8 Ordering, Rating and Billing of Access Services Where More Than One Exchange Telephone Company or Rate Schedule is Involved (Cont'd)

(E) Example 3: Terminating Switched Access – Tandem End Office (See Diagram 3)

- Feature Group D Switched Access is ordered to End Office.
- Terminating End Office and Access Tandem are both owned by a CLOC ILEC (TC-A)
- Assumptions:
 - o TC-A Direct Trunk Transport BP = 40%
 - o TC-B Direct Trunk Transport BP = 60%
 - o Direct Trunk Transport mileage = 26 mi.
 - o Tandem Switched Transport mileage = 23 mi.

Diagram 3



(N)

(N)

ISSUE DATE:
June 7, 2017

Director, Regulatory Operations
600 New Century Parkway
New Century, Kansas 66031

EFFECTIVE DATE:
July 1, 2017

ACCESS SERVICE

2. General Regulations (Cont'd)

2.4 Payment Arrangements and Credit Allowances (Cont'd)

2.4.8 Ordering, Rating and Billing of Access Services Where More Than One Exchange Telephone Company or Rate Schedule is Involved (Cont'd)

(E) Example 3: Terminating Switched Access – Tandem End Office (Cont'd)
(See Diagram 3)

- Telephone Company A charges are:

End Office Charges = 9,000 min. x EO rate

Tandem Switched Facility – End Office charge
= 9,000 min. x 23 mi. x TSF-End Office rate

Tandem Switched Termination – End Office charge
= 2 terminations x 9,000 min. x TST-End Office rate

Tandem Switching – End Office charge
= 9,000 min. x TS-End Office rate

Direct Trunked Facility Charge
= 26 miles x DTF rate x 40%

Direct Trunked Termination charge
= 1 termination x DTT rate

Common Transport Multiplexing – End Office charge
= 9,000 min x CTM-End Office rate

(N)

(N)

ISSUE DATE:
June 7, 2017

Director, Regulatory Operations
600 New Century Parkway
New Century, Kansas 66031

EFFECTIVE DATE:
July 1, 2017

ACCESS SERVICE

2. General Regulations (Cont'd)

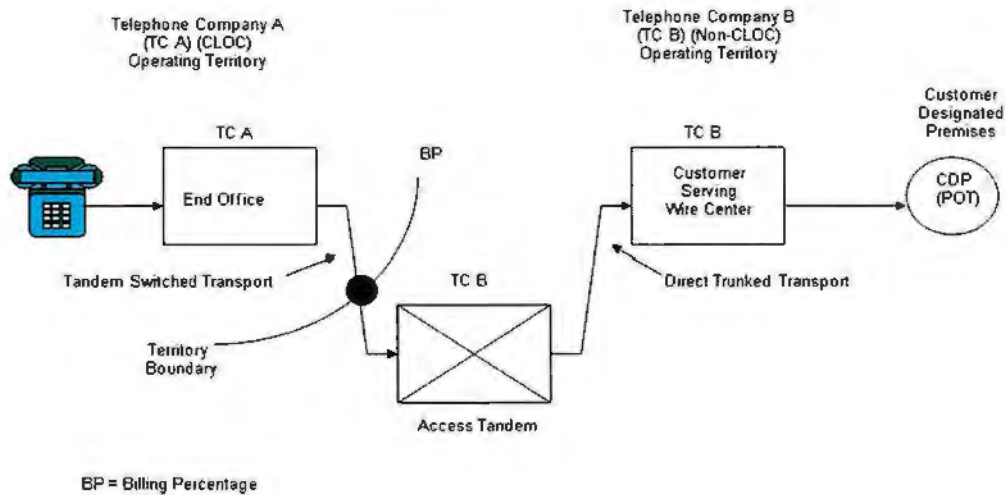
2.4 Payment Arrangements and Credit Allowances (Cont'd)

2.4.8 Ordering, Rating and Billing of Access Services Where More Than One Exchange Telephone Company or Rate Schedule is Involved (Cont'd)

(F) Example 4: Originating Switched Access – CLOC owns only the End Office
(See Diagram 4)

- Feature Group D Switched Access is ordered to End Office
- End Office is owned by CLOC (TC-A)
- Access Tandem is owned by a non-CLOC ILEC (TC-B)
- Assumptions:
 - o Direct Trunk Transport mileage = 26 mi.
 - o TC-A Tandem Switched Transport BP = 80%
 - o TC-B Tandem Switched Transport BP = 20%
 - o Tandem Switched Transport mileage = 23 mi.

Diagram 4



ISSUE DATE:
June 7, 2017

Director, Regulatory Operations
600 New Century Parkway
New Century, Kansas 66031

EFFECTIVE DATE:
July 1, 2017

(N)

(N)

ACCESS SERVICE

2. General Regulations (Cont'd)

2.4 Payment Arrangements and Credit Allowances (Cont'd)

2.4.8 Ordering, Rating and Billing of Access Services Where More Than One Exchange Telephone Company or Rate Schedule is Involved (Cont'd)

(F) Example 4: Originating Switched Access – CLOC owns only the End Office (Cont'd)
(See Diagram 4)

- Telephone Company A charges are:

End Office charges = 9,000 min. x EO rate

Tandem Switched Facility charge
= 9,000 min. x 23 mi. x TSF rate x 80%

Tandem Switched Termination charge
= 1 termination x 9,000 min. x TST rate

(N)

(N)

ISSUE DATE:
June 7, 2017

Director, Regulatory Operations
600 New Century Parkway
New Century, Kansas 66031

EFFECTIVE DATE:
July 1, 2017

ACCESS SERVICE

2. General Regulations (Cont'd)

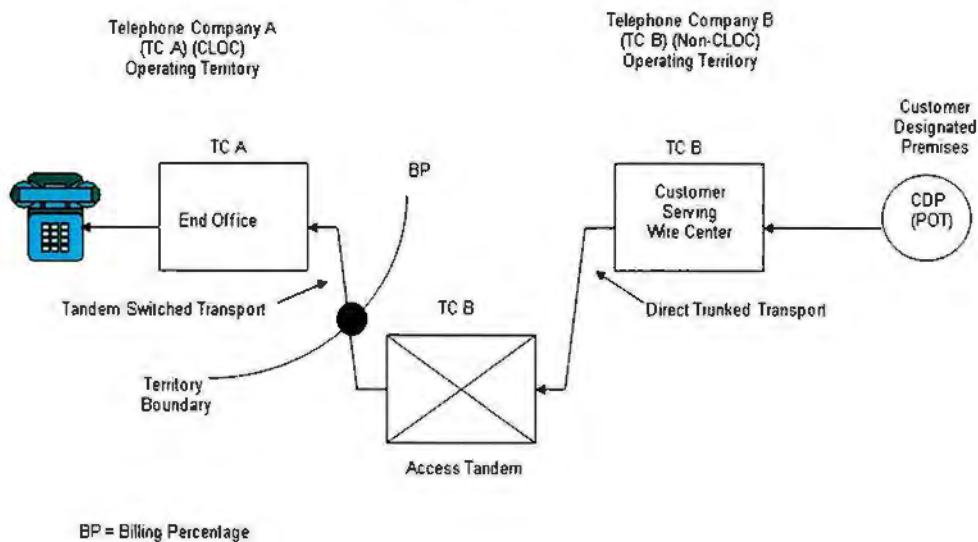
2.4 Payment Arrangements and Credit Allowances (Cont'd)

2.4.8 Ordering, Rating and Billing of Access Services Where More Than One Exchange Telephone Company or Rate Schedule is Involved (Cont'd)

(G) Example 5: Terminating Switched Access – Tandem 3rd Party (See Diagram 5)

- Feature Group D Switched Access is ordered to End Office
- End Office is owned by Telephone Company (CLOC) (TC-A)
- Access Tandem is owned by a non-CLOC ILEC (TC-B)

Diagram 5



ISSUE DATE:
June 7, 2017

Director, Regulatory Operations
600 New Century Parkway
New Century, Kansas 66031

EFFECTIVE DATE:
July 1, 2017

ACCESS SERVICE

2. General Regulations (Cont'd)

2.4 Payment Arrangements and Credit Allowances (Cont'd)

2.4.8 Ordering, Rating and Billing of Access Services Where More Than One Exchange Telephone Company or Rate Schedule is Involved (Cont'd)

(G) Example 5: Terminating Switched Access – Tandem 3rd Party (Cont'd)
(See Diagram 5)

- Telephone Company A charges are:

End Office charges = 9,000 min. x EO rate

Tandem Switched Facility 3rd Party charge
= 9,000 min. x 23 mi. x TSF-3rd Party rate x 80%

Tandem Switched Termination 3rd Party charge
= 1 termination x 9,000 min. x TST-3rd Party rate

(N)

(N)

ISSUE DATE:
June 7, 2017

Director, Regulatory Operations
600 New Century Parkway
New Century, Kansas 66031

EFFECTIVE DATE:
July 1, 2017

ACCESS SERVICE

2. General Regulations (Cont'd)

2.4 Payment Arrangements and Credit Allowances (Cont'd)

(M)

2.4.9 Service Performance Provisioning Guarantee

(A) General

The Telephone Company assures that orders for certain Access Services, as specified in (B) following, will be installed and available for customer use no later than the Firm Order Confirmation (FOC) date.

When the failure to meet a FOC date for installation of these services is solely the Telephone Company's responsibility, the associated nonrecurring charges shall be credited to the customer. The nonrecurring charges will be credited at the rate at which they were billed, however, the credit will not be provided if a credit of the same nonrecurring charge for the same service is provided under other provisions of this tariff. The credit of applicable nonrecurring charges for installations not completed by the FOC date is an exclusive remedy and is in lieu of any other claims described in Section 2.1.3 preceding.

(B) Services Subject to Credit

Service Performance Provisioning Guarantee is available for all Switched Access services and for the following Special Access Services:

Voice Grade Service
Digital Data
High Capacity

(M)

(M) Material moved from Page 70.1.

ISSUE DATE:
June 7, 2017

Director, Regulatory Operations
600 New Century Parkway
New Century, Kansas 66031

EFFECTIVE DATE:
July 1, 2017

ACCESS SERVICE

2. General Regulations (Cont'd)

2.4 Payment Arrangements and Credit Allowances (Cont'd)

2.4.9 Service Performance Provisioning Guarantee (Cont'd)

(M)

(C) When a Credit Allowance Does Not Apply

Nonrecurring charge credits under the Service Performance Provisioning Guarantee will not be made:

- (1) When customer actions prevent or inhibit installation of the service (e.g., the customer's premises is inaccessible, the customer changes interface requirements, or the customer is not ready to accept the service).
- (2) When other Telephone Companies are involved in the service installation.
- (3) When the service is provided under the Special Construction or Specialized Services or Arrangements sections of this tariff.
- (4) During a declared national emergency, where priority installation of National Security Emergency Preparedness (NSEP) telecommunications services shall take precedence.
- (5) During natural disasters, work stoppages, civil disturbances, criminal actions; or by fire, flooding or other occurrences attributed to an Act of God.

(M)

(M) Material moved from Page 70.2.

ISSUE DATE:
June 7, 2017

Director, Regulatory Operations
600 New Century Parkway
New Century, Kansas 66031

EFFECTIVE DATE:
July 1, 2017

ACCESS SERVICE

2. General Regulations (Cont'd)

2.5 Connections

2.5.1 General

Equipment and Systems (i.e., terminal equipment, multiline terminating systems and communications systems) may be connected with Switched and Special Access Service furnished by the Telephone Company where such connection is made in accordance with the provisions specified in Technical Reference Publications AS No. 1 and in 2.1 preceding.

2.6 Definitions


Certain terms used herein are defined as follows:

Access Code

The term "Access Code" denotes a uniform seven digit code assigned by the Telephone Company to an individual customer. The seven digit code has the form 950-0XXX or 950-1XXX and 101XXXX. (C)

Access Minutes

The term "Access Minutes" denotes that usage of exchange facilities in interstate or foreign service for the purpose of calculating chargeable usage. On the originating end of an interstate or foreign call, usage is measured from the time the originating end user's call is delivered by the Telephone Company to and acknowledged as received by the customer's facilities connected with the originating exchange. On the terminating end of an interstate or foreign call, usage is measured from the time the call is received by the end user in the terminating exchange. Timing of usage at both originating and terminating ends of an interstate or foreign call shall terminate when the calling or called party disconnects, whichever event is recognized first in the originating and terminating exchanges, as applicable.



ACCESS SERVICE

2. General Regulations (Contd)

2.6 Definitions (Cont'd)

Access Tandem

The term "Access Tandem" denotes a Telephone Company switching system that provides a concentration and distribution function for originating or terminating traffic between end offices and a customer's premises.

Account

The term "account" denotes the set of billing information for a customer. Each account is uniquely identified by the billing account number (BAN) located on either the customer's bill or service record.

Alternate Billing Service

Alternate Billing Service (ABS) provides end users the ability to bill calls to an account not necessarily associated with the originating line.

Answer/Disconnect Supervision

The term "Answer/Disconnect Supervision" denotes the transmission of the switch trunk equipment supervisory signal (off-hook or on-hook) to the customer's point of termination as an indication that the called party has answered or disconnected.

Attenuation Distortion

The term "Attenuation Distortion" denotes the difference in loss at specified frequencies relative to the loss at 1004 Hz, unless otherwise specified.

Balance (100 Type) Test Line

The term "Balance (100 Type) Test Line" denotes an arrangement in an end office which provides for balance and noise testing.

Billed Number Screening


Billed Number Screening is a process which utilizes a data base to determine specific characteristics and/or customer preferences on a billed line number. Examples would include, whether or not the line is a pay telephone and whether the billed customer associated with the line will accept a collect call. (T)

Material omitted from this page now appears on Original Page 72.1.

ISSUED: January 15, 1997

EFFECTIVE: April 1, 1997

BY: John L. Roe
Vice President - Carrier & Regulatory Services
5454 West 110th Street
Overland Park, Kansas 66211



ACCESS SERVICE

2. General Regulations (Cont'd)

2.6 Definitions (Cont'd)

Bit


The term "Bit" denotes the smallest unit of information in the binary system of notation.

Business Day

The term "Business Day" denotes the times of day that a company is open for business. Generally, in the business community, these are 8:00 or 9:00 A.M. to 5:00 or 6:00 P.M., respectively, with an hour for lunch, Monday through Friday, resulting in an standard forty (40) hour work week. However, Business Day hours for the Telephone Company may vary based on company policy, union contract and location. To determine such hours for the Telephone Company, or company location, that company should be contacted at the address shown under the Issuing Carrier(s) name listed on Title Pages 2 through 4 preceding.

(M)

(M)



Certain material found on this page formerly appeared on First Revised Page 72.

ISSUE DATE:
March 19, 1996

John L. Roe
Vice President
5454 West 110th Street
Overland Park, KS 66211

EFFECTIVE DATE:
March 29, 1996

ACCESS SERVICE

2. General Regulations (Cont'd)

2.6 Definitions (Cont'd)

(D)

(D)

Call

The term "Call" denotes a customer attempt for which the complete address code (e.g., 0-, 911, or 10 digits) is provided to the serving dial tone office.

Carrier or Common Carrier

See Interexchange Carrier.

Carrier Access Code (CAC)

The term "Carrier Access Code" denotes a uniform seven-digit code assigned by the Telephone Company to an individual customer. The seven-digit code has the form 101XXXX, 950-XXXX, 950-1XXX, 950-10XX or 950-00XX. The 101XXXX access code will be provided when technically feasible.

Carrier Identification Parameter

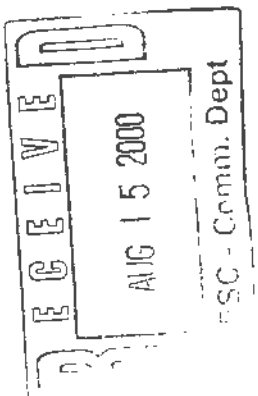
The term "Carrier Identification Parameter (CIP)" denotes a field in the SS7 initial address message that identifies and forwards Carrier Identification Code information to an interexchange carrier.

CCS

The term "CCS" denotes a hundred call seconds, which is a standard unit of traffic load that is equal to 100 seconds of usage or capacity of a group of serves (e.g., trunks).

Central Office

The term "Central Office" denotes a local Telephone Company switching system where Telephone Exchange Service customer station loops are terminated for purposes of interconnection to each other and to trunks.



ISSUE DATE:
August 15, 2000

Rudolph R. Povirk, Jr.
Director-Carrier Tariffs

EFFECTIVE DATE:
August 25, 2000

ACCESS SERVICE

2. General Regulations (Cont'd)

2.6 Definitions (Cont'd)

Central Office Prefix

The term "Central Office Prefix" denotes the first three digits (NXX) of the seven digit telephone number assigned to a customer's Telephone Exchange Service when dialed on a local basis.

Centralized Automatic Reporting on Trunks Testing

The term "Centralized Automatic Reporting on Trunks Testing" denotes a type of testing which includes the capacity for measuring operational and transmission parameters.

Channel(s)

The term "Channel(s)" denotes an electrical or photonic, in the case of fiber optic-based transmission systems, communications path between two or more points of termination.

Channel Service Unit

The term "Channel Service Unit" denotes equipment which performs one or more of the following functions: termination of a digital facility, regeneration of digital signals, detection and/or correction of signal format errors and remote loop back.


Channelize

The term "Channelize" denotes the process of multiplexing/ demultiplexing wider bandwidth or higher speed channels into narrower bandwidth or lower speed channels.

Clear Channel Capability (CCC)

The term "Clear Channel Capability" denotes the transport of twenty-four, 64 kbps channels over a 1.544 Mbps High Capacity Service via B8ZS line code format.

(N)
—
(N)



ACCESS SERVICE

2. General Regulations (Cont'd)

2.6 Definitions (Cont'd)

CLEC (Competitive Local Exchange Carrier)

A CLEC is a Certified Local Service Provider that provides local exchange telecommunications services and operates within the state of Nebraska. A CLEC must be certificated by the Public Service Commission. Subscription to service requires the exercise of CLEC obligations as defined by the Commission. A CLEC subscribes to a telecommunication service offered by the Company for the purpose of selling such service to its CLEC customers.

CLEC Customer

A CLEC Customer (end user) is the party which contracts with a CLEC for resold or unbundled telecommunication service.

C-Message Noise

The term "C-Message Noise" denotes the frequency weighted average noise within an idle voice channel. The frequency weighting, called C-message, is used to simulate the frequency characteristic of the 500-type telephone set and the hearing of the average subscriber.

C-Notched Noise


The term "C-Notched Noise" denotes the C-message frequency weighted noise on a voice channel with a holding tone, which is removed at the measuring end through a notch (very narrow band) filter.

Common Line

The term "Common Line" denotes a line, trunk, pay telephone line or other facility provided under the general and/or local exchange service tariffs of the Telephone Company, terminated on a central office switch. A common line-residence is a line or trunk provided under the residence regulations of the general and/or local exchange service tariffs. A common line-business is a line provided under the business regulations of the general and/or local exchange service tariffs.

Communication System

The term "Communications System" denotes channels and other facilities which are capable of communications between terminal equipment provided by other than the Telephone Company.



(N)

(N)

ACCESS SERVICE

2. General Regulations (Cont'd)

2.6 Definitions (Cont'd)

Conventional Signaling

The inter-machine signaling system which has been traditionally used in North America for the purpose of transmitting the called number's address digits from the originating end office to the switching machine which will terminate the call. In this system, all of the dialed digits are received by the originating switching machine, a path is selected, and the sequence of supervisory signals and outpulsed digits is initiated. No overlap outpulsing, ten-digit ANI, ANI information digits, or acknowledgement wink are included in this signaling sequence.

Customer(s)

The term "Customer(s)" denotes any individual, partnership, association, joint-stock company, trust, corporation, or governmental entity or any other entity which subscribes to the services offered under this tariff, including both Interexchange Carriers (ICs) and end users.

Customer Designated Premises

The term "Customer Designated Premises" denotes the premises specified by the customer for the provision of Access Service.

Data Transmission (107 Type) Test Line

The term "Data Transmission (107 Type) Test Line" denotes an arrangement which provides for a connection to a signal source which provides test signals for one-way testing of data and voice transmission parameters.

Decibel

The term "Decibel" denotes a unit used to express relative difference in power, usually between acoustic or electric signals, equal to ten (10) times the common logarithm of the ratio of two signal powers.

Decibel Reference Noise C-Message Weighting

The term "Decibel Reference Noise C-Message Weighting" denotes noise power measurements with C-Message weighting in decibels relative to a reference 1000 Hz tone of 90 dB below 1 milliwatt.



ACCESS SERVICE

RECEIVED

APR 21 1993

ACCT. & ENCL. DEPARTMENT
Nebr. Public Service Commission

2. General Regulations (Cont'd)

2.6 Definitions (Cont'd)

Decibel Reference Noise C-Message Referenced to 0

The term "Decibel Reference Noise C-Message Referenced to 0" denotes noise power in "Decibel Reference Noise C-Message Weighting" referred to or measured at a zero transmission level point.

Detail Billing

The term "Detail Billing" denotes the listing of each message and/or rate element for which charges to a customer are due on a bill prepared by the Telephone Company.

Direct-Trunked Transport

The term "Direct-Trunked Transport" denotes switched access transport from the serving wire center to the end office on circuits dedicated to the use of a single access customer without tandem switching.

Directory Assistance (Interstate)

The term "Directory Assistance" denotes the provision of telephone numbers by a Telephone Company operator when the operator location is accessed by a customer premises by sending appropriate signals, i.e. off-hook, 411, 555-1212 or (NPA) 555-1212.

Directory Assistance Location (Interstate)

The term "Directory Assistance Location" denotes a Telephone Company office where Telephone Company equipment first receives the Directory Assistance call from a customer's premises and selects the first operator position to respond to the Directory Assistance call.

Dual Tone Multifrequency Address Signaling

The term "Dual Tone Multifrequency Address Signaling" denotes a type of signaling that is an optional feature of Switched Access Feature Group A. It may be utilized when Feature Group A is being used in the terminating direction (from the point of interface with the customer to the local exchange end office). An office arranged for Dual Tone Multi-frequency Signaling would expect to receive address signals from the customer in the form of Dual Tone Multifrequency signals.

(N)
|
(N)

ACCESS SERVICE

2. General Regulations (Cont'd)

2.6 Definitions (Cont'd)

Echo Control

The term "Echo Control" denotes the control of reflected signals in a telephone transmission path.

Echo Path Loss

The term "Echo Path Loss" denotes the measure of reflected signal at a 4-wire point of interface without regard to the send and receive Transmission Level Point.

Echo Return Loss

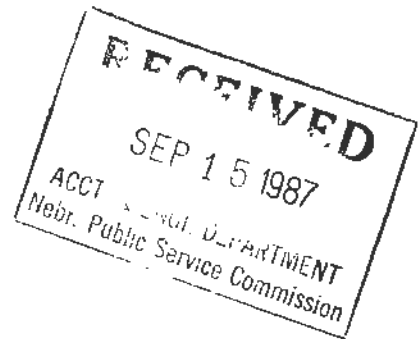
The term "Echo Return Loss" denotes a frequency weighted measure of return loss over the middle of the voiceband (approximately 500 to 2500 Hz), where talker echo is most annoying.

Effective 2-Wire

The term "Effective 2-Wire" denotes a condition which permits the simultaneous transmission in both directions over a channel, but it is not possible to insure independent information transmission in both directions. Effective 2-wire channels may be terminated with 2-wire or 4-wire interfaces.

Effective 4-Wire

The term "Effective 4-Wire" denotes a condition which permits the simultaneous independent transmission of information in both directions over a channel. The method of implementing effective 4-wire transmission is at the discretion of the Telephone Company (physical, time domain, frequency-domain separation or echo cancellation techniques). Effective 4-wire channels may be terminated with a 2-wire interface at the customer's premises. However, when terminated 2-wire, simultaneous independent transmission cannot be supported because the two wire interface combines the transmission paths into a single path.




ACCESS SERVICE

2. General Regulations (Cont'd)

2.6 Definitions (Cont'd)

(M)

(M)



Material omitted from this page now appears on Second Revised Page 91.

ISSUE DATE:
March 19, 1996

John L. Roe
Vice President
5454 West 110th Street
Overland Park, KS 66211

EFFECTIVE DATE:
March 29, 1996

ACCESS SERVICE



2. General Regulations (Cont'd)

2.6 Definitions (Cont'd)

End Office Switch

The term "End Office Switch" denotes a local Telephone Company switching system where Telephone Exchange Service customer station loops are terminated for purposes of interconnection to trunks. Included are Remote Switching Modules (RSM) and Remote Switching Systems (RSS) served by a host office in a different wire center.

End User

The term "End User" denotes any customer of an interstate or foreign telecommunications service that is not a carrier, except that a carrier other than a telephone company shall be deemed to be an "end user" when such carrier uses a telecommunications service for administrative purposes, and a person or entity that offers telecommunications services exclusively as a reseller shall be deemed to be an "end user" if all resale transmissions offered by such reseller originate on the premises of such reseller.

Entry Switch

See First Point of Switching.


Envelope Delay Distortion

The term "Envelope Delay Distortion" denotes a measure of the linearity of the phase versus frequency of a channel.

Equal Level Echo Path Loss

The term "Equal Level Echo Path Loss" (ELEPL) denotes the measure of Echo Path Loss (EPL) at a 4-wire interface which is corrected by the difference between the send and receive Transmission Level Point (TLP). [ELEPL = EPL - TLP (send) + TLP (receive)].

ACCESS SERVICE



2. General Regulations (Cont'd)

2.6 Definitions (Cont'd)

Expected Measured Loss

The term "Expected Measured Loss" denotes a calculated loss which specifies the end-to-end 1004-Hz loss on a terminated test connection between two readily accessible manual or remote test points. It is the sum of the inserted connection loss and test access loss including any test pads.

Exchange

The term "Exchange" denotes a unit generally smaller than a local access and transport area, established by the Telephone Company for the administration of communications service in a specified area which usually embraces a city, town or village and its environs. It consists of one or more central offices together with the associated facilities used in furnishing communications service within that area. The exchange includes any Extended Area Service area that is an enlargement of a Telephone Company's exchange area to include nearby exchanges. One or more designated exchanges comprise a given local access and transport area.

Exchange Access Signaling

The signaling system which is used, by equal access end offices, to transmit originating information and address digits to the customer's premises and which includes the means of verifying the receipt of these address digits. Features of this system include overlap outpulsing, identification of the type of call, identification of the ten-digit telephone number of the calling party, and acknowledgement wink supervisory signals.

Extended Area Service

See Exchange.

ACCESS SERVICE



2. General Regulations (Cont'd)

2.6 Definitions (Cont'd)

Field Identifier

The term "Field Identifiers" denotes two to four characters that are used on service orders to convey specific instructions. Field Identifiers may or may not have associated data. Selected field identifiers are used in Telephone Company billing systems to generate nonrecurring charges.

Firm Access Order

The term "Firm Access Order" denotes an access service order for which the customer has provided the Telephone Company sufficient information to proceed with the provision of facilities and/or terminations.

First-Come, First-Served

The term "First-Come, First-Served" denotes a procedure followed when the first service order received will be the first service order processed.

First Point of Switching

The term "First Point of Switching" denotes the first Telephone Company location at which switching occurs on the terminating path of a call proceeding from the customer premises to the terminating end office and, at the same time, the last Telephone Company location at which switching occurs on the originating path of a call proceeding from the originating end office to the customer premises.

Frequency Shift

The term "Frequency Shift" denotes the change in the frequency of a tone as it is transmitted over a channel.

ISSUE DATE:
September 15, 1987

Vice President-Revenues
6666 West 110th Street
Overland Park, Kansas 66211

EFFECTIVE DATE:
October 1, 1987

ACCESS SERVICE

2. General Regulations (Cont'd)

2.6 Definitions (Cont'd)

Geographically Aggregated Rate (Gar)

The term "Geographically Aggregated Rate" denotes a situation in which the rates and charges for a service offering, for which there is currently no demand, are developed based upon the aggregated total revenue and demand for more than one study area. Upon receipt of a request for service, the current geographically averaged rates will be redeveloped to include the new study area.

Example: Study areas A, B and C have been geographically aggregated. Geographically averaged rates for A and B were developed based on their aggregated total revenue and demand, while Area C, marked "GAR", has no current demand. Should C receive a request for service, the current geographically averaged rates will be redeveloped to include C's revenue and demand. The redeveloped rates and charges will now be applicable to customers in study areas A, B and C.

(N)
|
(N)

Grandfathered

The term "Grandfathered" denotes Terminal Equipment, Multiline Terminating Systems and Protective Circuitry directly connected to the facilities utilized to provide services under the provisions of this tariff, and which are considered grandfathered under Part 68 of the F.C.C.'s Rules and Regulations.

Host Office

The term "Host Office" denotes an electronic switching system which provides call processing capabilities for one or more Remote Switching Modules or Remote Switching Systems.

ISSUED:
May 9, 2013

Gary L. Kepley
Director, Regulatory Operations
5454 West 110th Street
Overland Park, KS 66211

EFFECTIVE:
July 2, 2013

ACCESS SERVICE



2. General Regulations (Cont'd)

2.6 Definitions (Cont'd)

Immediately Available Funds

The term "Immediately Available Funds" denotes a corporate or personal check drawn on a bank account and funds which are available for use by the receiving party on the same day on which they are received and includes U.S. Federal Reserve bank wire transfers, U.S. Federal Reserve notes (paper cash), U.S. coins, U.S. Postal Money Orders and New York Certificates of Deposit.

Impedance Balance

The term "Impedance Balance" denotes the method of expressing Echo Return Loss and Singing Return Loss at a 4-wire interface whereby the gains and/or loss of the 4 wire portion of the transmission path, including the hybrid, are not included in the specification.

Impulse Noise

The term "Impulse Noise" denotes any momentary occurrence of the noise on a channel over a specified level threshold. It is evaluated by counting the number of occurrences which exceed the threshold.

Individual Case Basis

The term "Individual Case Basis" denotes a condition in which the regulations, if applicable, rates and charges for an offering under the provisions of this tariff are developed based on the circumstances in each case.

Inserted Connection Loss

The term "Inserted Connection Loss" denotes the 1004 Hz power difference (in dBs) between the maximum power available at the originating end and the actual power reaching the terminating end through the inserted connection.

ACCESS SERVICE

2. General Regulations (Cont'd)

2.6 Definitions (Cont'd)

Interexchange Carrier (IC) or Interexchange Common Carrier

The terms "Interexchange Carrier" (IC) or "Interexchange Common Carrier" denotes any individual, partnership, association, joint stock company, trust, governmental entity or corporation engaged for hire in interstate communication by wire or radio, between two or more exchanges.

Intermodulation Distortion

The term "Intermodulation Distortion" denotes a measure of the non-linearity of a channel. It is measured using four tones, and evaluating the ratios (in dBs) of the transmitted composite four-tone signal power to the second-order products of the tones (R2), and the third-order products of the tones (R3).

Interstate Communications

The term "Interstate Communications" denotes both interstate and foreign communications.

Intrastate Communications

The term "Intrastate Communications" denotes any communications within a state subject to oversight by a state regulatory commission as provided by the laws of the state involved.


Line Information Data Base

The Line Information Data Base (LIDB) is a data base containing billing validation data to support Alternative Billing Services.

(N)
|
(N)

Line Side Connection

The term "Line Side Connection" denotes a connection of a transmission path to the line side of a local exchange switching system.



ACCESS SERVICE

2. General Regulations (Cont'd)

2.6 Definitions (Cont'd)

Local Access and Transport Area (LATA)

The term "Local Access and Transport Area" denotes a geographic area established for the provision and administration of communications service. It encompasses one or more designated exchanges, which are grouped to serve common social, economic and other purposes. For the purposes of this tariff Geographical Market Area (GMA) and LATA are intended to be interchangeable.

Local Calling Area

The term "Local Calling Area" denotes a geographic area, as defined in the Telephone Company's Local and/or General Exchange Service tariff, in which an end user (Telephone Exchange Service subscriber) may complete a call without incurring MTS charges.

Local Service Provider

Local Service Provider (LSP) is any telecommunications company providing local telecommunications service.


Local Tandem Switch

The term "Local Tandem Switch" denotes a local Telephone Company switching unit by which local or access telephonic communications are switched to and from an End Office Switch.

Loop Around Test Line

The term "Loop Around Test Line" denotes an arrangement utilizing a Telephone Company central office to provide a means to make certain two-way transmission tests on a manual basis. This arrangement has two two-way transmission tests on a manual basis. This arrangement has two central office terminations, each reached by means of separate telephone numbers and does not require any specific customer premises equipment. Equipment subject to this test arrangement is at the discretion of the customer.

(N)
|
(N)



ISSUE DATE:
February 19, 1999

Rudolph R. Povirk, Jr.
Director - Carrier Tariffs

EFFECTIVE DATE:
March 1, 1999

ACCESS SERVICE



2. General Regulations (Cont'd)

2.6 Definitions (Cont'd)

Loss Deviation

The term "Loss Deviation" denotes the variation of the actual loss from the designed value.

Maritime Radio Common Carriers (MRCCs)

The term "Maritime Radio Common Carriers (MRCCs)" denotes carriers which are regulated under Part 81 of the Federal Communications Commission's Rules and Regulations.

Major Fraction Thereof

The term "Major Fraction Thereof" is any period of time in excess of 1/2 of the stated amount of time. As an example, in considering a period of 24 hours, a major fraction thereof would be any period of time in excess of 12 hours exactly. Therefore, if a given service is interrupted for a period of thirty six hours and fifteen minutes, the customer would be given a credit allowance for two twenty four hour periods for a total of forty eight hours.

Message

The term "Message" denotes a "call" as defined preceding.

Milliwatt (102 Type) Test Line

The term "Milliwatt (102 Type) Test Line" denotes an arrangement in an end office which provides a 1004 Hz tone at 0 dBm0 for one-way transmission measurements towards the customer's premises from the Telephone Company end office.

Network Control Signaling

The term "Network Control Signaling" denotes the transmission of signals used in the telecommunications system which perform functions such as supervision (control, status, and charge signals), address signaling (e.g., dialing), calling and called number identifications, rate of flow, service selection error control and audible tone signals (call progress signals indicating reorder or busy conditions, alerting, coin denominations, coin collect and coin return tones) to control the operation of the telecommunications system.

ACCESS SERVICE

2. General Regulations (Cont'd)

2.6 Definitions (Cont'd)

Non-Toll Free

All calls that are not toll free (8YY) as established by the FCC's 8YY Access Charge Reform Order (FCC 20-143) released on October 9, 2020.

(N)
|
(N)

Nonsynchronous Test Line

The term "Nonsynchronous Test Line" denotes an arrangement in step-by-step end offices which provides operational tests which are not as complete as those provided by the synchronous test lines, but can be made more rapidly.

North American Numbering Plan

The term "North American Numbering Plan" denotes a three-digit area (Numbering Plan Area) code and a seven-digit telephone number made up of a three-digit Central Office code plus a four-digit station number.

Off-hook

The term "Off-hook" denotes the active condition of Switched Access or a Telephone Exchange Service line.

On-hook

The term "On-hook" denotes the idle condition of Switched Access or a Telephone Exchange Service line.

Open Circuit Test Line

The term "Open Circuit Test Line" denotes an arrangement in an end office which provides an ac open circuit termination of a trunk or line by means of an inductor of several Henries.

Operator Service System (OSS)

The term "Operator Service System" (OSS) denotes the group of interacting hardware (switching equipment, data links, and operator terminals) and software components for the provision of operator service functionality.

ISSUE DATE:
June 21, 2021

Chantel Bosworth
Director – Government Operations
Monroe, Louisiana

EFFECTIVE DATE:
July 1, 2021

NE2021-09

Received by NPSC
6/21/2021

ACCESS SERVICE

2. General Regulations (Cont'd)

2.6 Definitions (Cont'd)

Originating Direction

The term "Originating Direction" denotes the use of Access Service for the origination of calls from an end user premises to a customer premises.

Originating Point Code

An originating point code is assigned to identify each Operator Service System (OSS) location.

Overlap Outpulsing

The feature of the exchange access signaling system which permits initiation of pulsing to the customer's premises before the calling subscriber has completed dialing an originating call.


Pay Telephone

The term "Pay Telephone" denotes coin or coinless instruments and related facilities that are available to the general public for public convenience and necessity. (T)
(D)
(D)

Personal Identification Number (PIN)

A Personal Identification Number (PIN) is a confidential four-digit code number provided to a calling card customer to protect against the unauthorized use of their calling card number. The PIN is stored in the LIDB for those accounts that have an associated calling card.

Certain material found on this page formerly appeared on Original Page 87 and Second Revised Page 88.



ISSUED: January 15, 1997

EFFECTIVE: April 1, 1997

BY: John L. Roe
Vice President - Carrier & Regulatory Services
5454 West 110th Street
Overland Park, Kansas 66211

ACCESS SERVICE

2. General Regulations (Cont'd)

2.6 Definitions (Cont'd)

Phase Jitter

The term "Phase Jitter" denotes the unwanted phase variations of a signal.

Point of Termination

The term "Point of Termination" denotes a point of demarcation within a customer-designated premises at which the Telephone Company's responsibility for the provision of Access Service ends.

Premises

The term "Premises" denotes a building, or a portion of a building in a multitenant building, or buildings on continuous property (except Railroad Right-of-Way, etc.), not separated by a public highway.

Primary Exchange Carrier


The term "Primary Exchange Carrier" denotes the Local Exchange Telephone Company in whose exchange a customer's first point of switching (i.e., dial tone office for FGA) is located.

Query

A query is a request for specific information generated by a computer processor and sent to a data base, with a predefined set of responses expected.

Radio Common Carriers (RCCs)

The term "Radio Common Carriers (RCCs)" denotes carriers which are regulated under Part 22 of the Federal Communications Commission's Rules and Regulations.



Material omitted from this page now appears on Original Page 87.1.

ISSUE DATE:
March 19, 1996

John L. Roe
Vice President
5454 West 110th Street
Overland Park, KS 66211

EFFECTIVE DATE:
March 29, 1996

ACCESS SERVICE

2. General Regulations (Cont'd)

2.6 Definitions (Cont'd)

Registered Equipment

The term "Registered Equipment" denotes the customer's premises equipment which complied with and has been approved with the Registration Provisions of Part 68 of the F.C.C.'s Rules and Regulations.

Remote Switching Modules and/or Remote Switching Systems

The term "Remote Switching Modules and/or Remote Switching Systems" denotes small, remotely controlled electronic end office switches which obtain their call processing capability from an ESS-type Host Office. The Remote Switching Modules and/or Remote Switching Systems cannot accommodate direct trunks to a customer.

Response

A response is one response from a set of predefined expected responses to a request for information contained in a query from a computer processor.

Responsible Organization

The term "Responsible Organization" denotes that entity which is responsible for the management and administration of a TFC service record in the TFC Service Management System.

(C)
(C)

Return Loss

The term "Return Loss" denotes a measure of the similarity between the two impedances at the junction of two transmission paths. The higher the return loss, the higher the similarity.

Secondary Exchange Carrier

The term "Secondary Exchange Carrier" denotes the Local Exchange Telephone Company in whose exchange a customer's end users end office is located and where the customer's first point of switching is provided by a Primary Exchange Carrier who is not the same Exchange Carrier as the Secondary Exchange Carrier.



Material omitted from this page now appears on Original Page 89.1.

ISSUE DATE:
March 19, 1996

John L. Roe
Vice President
5454 West 110th Street
Overland Park, KS 66211

EFFECTIVE DATE:
March 29, 1996

ACCESS SERVICE

2. General Regulations (Cont'd)

2.6 Definitions (Cont'd)

Service Control Point

A Service Control Point (SCP) is a transaction processor based system that provides a network interface to various data base services.

Service Switching Point

An end office or tandem switch equipped with the signaling link hardware and software that can perform the Signal Point functions. In addition, SSPs can identify the need for application software in processing a Common Channel Signaling/Signaling System 7 call and request and respond to call processing instructions issued by a Service Control Point.

Serving Wire Center

The term "Serving Wire Center" denotes the wire center from which the customer designated premises would normally obtain dial tone from the Telephone Company.

Seven Digit Manual Test Line


The term "Seven Digit Manual Test Line" denotes an arrangement which allows the customer to select balance, milliwatt and synchronous test lines by manually dialing a seven digit number over the associated access connection.

Short Circuit Test Line

The term "Short Circuit Test Line" denotes an arrangement in an end office which provides for an ac short circuit termination of a trunk or line by means of a capacitor of at least four microfarads.

(M)

(M)



Certain material found on this page formerly appeared on First Revised Page 90.

ISSUE DATE:
March 19, 1996

John L. Roe
Vice President
5454 West 110th Street
Overland Park, KS 66211

EFFECTIVE DATE:
March 29, 1996

ACCESS SERVICE

2. General Regulations (Cont'd)

2.6 Definitions (Cont'd)

Signal Transfer Point (STP)

(N)

The term "Signal Transfer Point" denotes a packet switch which provides CCS network access and performs CCS message routing and screening.

(N)

Signal-to-C-Notched Noise Ratio

The term "Signal-to-C-Notched Noise Ratio" denotes the ratio in dB of a test signal to the corresponding C-Notched Noise.

Singing Return Loss

The term "Singing Return Loss" denotes the frequency weighted measure of return loss at the edges of the voiceband (200 to 500 Hz and 2500 to 3200 Hz), where singing (instability) problems are most likely to occur.

Special Order


The term "Special Order" denotes an order for a Billing and Collection Service or an order for a Directory Assistance Service.

Subtending End Office of an Access Tandem

The term "Subtending End Office of an Access Tandem" denotes an end office that has final trunk group routing through that tandem.

Synchronous Test Line

The term "Synchronous Test Line" denotes an arrangement in an end office which performs marginal operational tests of supervisory and ring-tripping functions.



Material omitted from this page now appears on Original Page 89.1.

ISSUE DATE:
March 19, 1996

John L. Roe
Vice President
5454 West 110th Street
Overland Park, KS 66211

EFFECTIVE DATE:
March 29, 1996

ACCESS SERVICE

2. General Regulations (Cont'd)

2.6 Definitions (Cont'd)

Tandem-Switched Transport

The term "Tandem-Switched Transport" denotes switched access transport from the serving wire center to the end office that is switched at the tandem switch. Tandem-switched transport consists of circuits dedicated to the use of a single access customer from the serving wire center to the tandem (although this dedicated link will not exist if the serving wire center and the tandem are located in the same place) and circuits used in common by multiple access customers from the tandem to the end office.

Terminating Direction

The term "Terminating Direction" denotes the use of Access Service for the completion of calls from a customer premises to an end user premises.

Toll Free Code (TFC)

The term "Toll Free Code" denotes a three-digit Numbering Plan Area (NPA) or Area Code that is specifically assigned by the telecommunications industry for use by Telecommunications Service Providers in the provision of telephone numbers that, unlike traditional telephone numbers and calls, when dialed are toll free to the originating caller. The specific codes assigned and used, or reserved for use, for this purpose are 800, 888, 877, 866, 855, 844, 833, and 822.

Toll Free Code Service Management System


The term "Toll Free Code Service Management System" (TFC SMS) denotes the main operations support system used to create and update TFC Service records in the national TFC data base.

Toll Free Code (TFC) Service Provider

The term "Toll Free Code (TFC) Service Provider" denotes a telecommunications company, including Local Exchange Carriers and Interexchange Carriers, or a Reseller of Exchange or Interexchange Services that offers TFC Service to end users.

Toll VoIP-PSTN Traffic

The term "Toll VoIP-PSTN Traffic" denotes a customer's interexchange voice traffic exchanged with the Telephone Company in Time Division Multiplexing format over PSTN facilities, which originates and/or terminates in Internet Protocol (IP) format. "Toll VoIP-PSTN Traffic" originates and/or terminates in IP format when it originates from and/or terminates to an end user customer of a service that requires IP-compatible customer premises equipment.



ACCESS SERVICE

2. General Regulations (Cont'd)

2.6 Definitions (Cont'd)

Transmission Measuring (105 Type) Test Line/Responder


The term "Transmission Measuring (105 Type) Test Line/Responder" denotes an arrangement in an end office which provides far-end access to a responder and permits two-way loss and noise measurements to be made on trunks from a near end office.

Transmission Path

The term "Transmission Path" denotes an electrical path capable of transmitting signals within the range of the service offering, e.g., a voice grade transmission path is capable of transmitting voice frequencies within the approximate range of 300 to 3000 Hz. A transmission path is comprised of physical or derived channels consisting of any form or configuration of facilities typically used in the telecommunications industry.

Trunk

The term "Trunk" denotes a communications path connecting two switching systems in a network, used in the establishment of an end-to-end connection.




Material found on this page formerly appeared on First Revised Page 91.

ISSUE DATE:
March 19, 1996

John L. Roe
Vice President
5454 West 110th Street
Overland Park, KS 66211

EFFECTIVE DATE:
March 29, 1996

ACCESS SERVICE



2. General Regulations (Cont'd)

2.6 Definitions (Cont'd)

Trunk Group

The term "Trunk Group" denotes a set of trunks which are traffic engineered as a unit for the establishment of connections between switching systems in which all of the communications paths are interchangeable.

Trunk Side Connection

The term "Trunk Side Connection" denotes the connection of a transmission path to the trunk side of a local exchange switching system.

Two-Wire to Four-Wire Conversion

The term "Two-Wire to Four-Wire Conversion" denotes an arrangement which converts a four-wire transmission path to a two-wire transmission path to allow a four-wire facility to terminate in a two-wire entity (i.e., a central office switch).

Uniform Service Order Code

The term "Uniform Service Order Code" denotes a three or five character alphabetic, numeric, or a alphanumeric code that identifies a specific item of service or equipment. Uniform Service Order Codes are used in the Telephone Company billing system to generate recurring rates and nonrecurring charges.

V and H Coordinates Method

The term "V and H Coordinates Method" denotes a method of computing airline miles between two points by utilizing an established formula which is based on the vertical (V) and horizontal (H) coordinates of the two points.

ACCESS SERVICE

3. Carrier Common Line Access Service – NO LONGER APPLICABLE

(C)

(D)

**THIS PAGE CANCELS PAGE 95 THROUGH 96.2 AS THE SERVICE IS NO
LONGER APPLICABLE**

(D)

ISSUED:
May 9, 2013

Gary L. Kepley
Director, Regulatory Operations
5454 West 110th Street
Overland Park, KS 66211

EFFECTIVE:
July 2, 2013


ACCESS SERVICE

3. Carrier Common Line Access Service (Cont'd)

3.3 Undertaking of the Telephone Company (Cont'd)

3.3.2 Interstate and Intrastate Use

The Switched Access Service provided by the Telephone Company includes the Switched Access Service provided for both interstate and intrastate communications. The Carrier Common Line Access rates and charges as set forth in the price list apply to intrastate Switched Access Service access minutes in accordance with the rate regulations as set forth in 3.6.4 following (Percent Interstate Use - PIU).



(N)

(N)

3.4 Obligations of the Customer

3.4.1 Switched Access Service Requirement

The Switched Access Service associated with Carrier Common Line Access shall be ordered by the customer under other sections of this tariff.

(N)

(N)

3.4.2 Supervision

The customer facilities at the premises of the ordering customer shall provide the necessary on-hook and off-hook supervision.

(N)

(C)

3.5 Determination of Usage Subject to Carrier Common Line Access Charges

Except as set forth herein, all Switched Access Service provided to the customer will be subject to Carrier Common Line Access charges.

(C)

(C)

(C)

3.5.1 Determination of Jurisdiction

When the customer reports interstate and intrastate use of Switched Access Service, the associated Carrier Common Line Access used by the customer for intrastate will be determined as set forth in 3.6.4 following (Percent Interstate Use - PIU).

(N)

3.5.2 Cases Involving Usage Recording By the Customer


When Feature Group C end office switching is provided without Telephone Company recording and the customer records minutes of use used to determine Carrier Common Line Access charges (i.e., Feature Group C operator and calls such as pay telephone sent-paid, operator-DDD, operator-person, collect, credit-card, third number and/or other like calls), the customer shall furnish such minutes of use detail to the Telephone Company in a timely manner. If the customer does not furnish the data, the customer shall identify all Switched Access Services which could carry such calls in order for the Telephone Company to accumulate the minutes of use through the use of special Telephone Company measuring and recording equipment.

(N)

(D)

(D)

ACCESS SERVICE



3. Carrier Common Line Access Service (Cont'd)

3.6 Rate Regulations

3.6.1 Billing of Charges

Carrier Common Line charges will be billed to each Switched Access Service provider under this tariff in accordance with the regulations as set forth in 3.6.5 following (Determination of Premium and Transitional Premium Charges) except as set forth in 3.6.4 following (PIU).

3.6.2 Measuring and Recording of Call Detail

When access minutes are used to determine Carrier Common Line charges, they will be accumulated using call detail recorded by Telephone Company equipment except as set forth in 3.6.3 following (Unmeasured FGA and B Usage) and Feature Group C operator and automated operator services systems call detail such as pay telephone sent-paid, operator-DDD, operator-person, collect, credit-card, third number and/or other like calls recorded by the customer. The Telephone Company measuring and recording equipment, except as set forth in 3.6.3 following (Unmeasured FGA and B Usage), will be associated with end office or local tandem switching equipment and will record each originating and terminating access minute where answer supervision is received. The accumulated access minutes will be summed on a line by line basis, by line group or by end office, whichever type of account is used by the Telephone Company, for each customer and then rounded to the nearest minute.

3.6.3 Unmeasured Feature Group A and B Usage

When Carrier Common Line Access is provided in association with Feature Group A or Feature Group B Switched Access Service in Telephone Company offices that are not equipped for measurement capabilities, an assumed interstate access minutes of use monthly surrogate, as set forth in Section 6.7.1.D following, will be used to determine Carrier Common Line Access charges.

3.6.4 Percent Interstate Use (PIU)

When the customer reports interstate and intrastate use of in-service Switched Access Service, Carrier Common Line charges will be billed only to intrastate Switched Access Service access minutes based on the data reported by the customer set forth in 2.3.14 preceding (Jurisdictional Reports), except where the Telephone Company is billing according to actual by jurisdiction.

3.6.5 Determination of Premium and Transitional Premium Charges

After the adjustment as set forth in 3.6.4 preceding have been applied, when necessary, to Switched Access Service access minutes, charges for the involved customer account will be determined as follows:

- (A) *Access minutes for all premium rated Switched Access Service subject to Carrier Common Line charges will be multiplied by the Premium Access per minute rate as set forth in the effective price list.*

(M) Material relocated to page 96.2.

ISSUE DATE:
February 27, 2001

Rudolph R. Povirk, Jr.
Director—Carrier Tariffs

EFFECTIVE DATE:
March 9, 2001

(T)
(D)(N)
(D)
(M)
(M)
(N)

ACCESS SERVICE

3. Carrier Common Line Access Service (Cont'd)

3.6 Rate Regulations (Cont'd)


3.6.5 Determination of Premium and Transitional Premium Charges (Cont'd)

- (B) Access minutes for all non premium rated Switched Access Service subject to Carrier Common Line charges will be multiplied by the Non Premium Access per minute rate as set forth in the effective price list.
- (C) Terminating Premium Access or Non Premium Access, per minute charge(s) apply to:
- all terminating access minutes of use;
 - all originating access minutes of use associated with FGA Access Services where the off-hook supervisory signaling is forwarded by the customer's equipment when the called party answers;
 - all originating access minutes of use associated with calls placed to 700, Toll Free Code (TFC) and 900 numbers, less the percentage of originating access minutes of use reported by the customer, as set forth following, that are associated with calls placed to 700, TFC and 900 numbers that terminate in a Switched Access Service that is assessed Carrier Common Line charges.

For originating access minutes of use associated with calls placed to 700, TFC and 900 numbers which terminate on a Switched Access Service assessed Carrier Common Line charges, the customer shall report as follows: Effective on the first of January, April, July and October of each year, the customer shall provide a revised report of the percentage of total interstate 700, TFC and 900 originating minutes of use that terminate in a Switched Access Service assessed Carrier Common Line charges. The customer shall forward the revised report to the Telephone Company, to be received no later than 15 days after the first of each such month (i.e., January, April, July and October). The revised report will serve as the basis for the next three months billing (i.e., beginning the first of February, May, August and November) and will be effective on the customer's bill date for that service. No prorating or back billing will be done based on the report. In the event the customer does not supply a report, the Telephone Company will assume the percentage to be the same as that provided in the previous quarterly report.

If a billing dispute arises concerning the customer provided report, the Telephone Company will request that the customer provide the data the customer used to determine the percentage. The customer shall keep records from which the reported percentage can be ascertained. The Telephone Company will not request such data more than once a year. Upon request by the Telephone Company, the customer shall make records available for inspection as are reasonably necessary for purposes of verification of the percentages and shall supply the data within 30 days of the Telephone Company request.

For those cases in which a report has never been received from the customer, the terminating premium access or transitional premium access per minute charges will apply to all 700, Toll Free Code and 900 calls.



ACCESS SERVICE

3. Carrier Common Line Access Service (Cont'd)

3.6 Rate Regulations (Cont'd)

3.6.5 Determination of Premium and Transitional Premium Charges (Cont'd)

(D) Originating Premium Access or Transitional Premium Access, per minute charge(s) apply to all originating access minutes of use;


- less those originating access minutes of use associated with FGA Access Services where the off-hook supervisory signaling is forwarded by the customer's equipment when the called party answers;
- less all originating access minutes of use associated with calls placed to 700, TFC and 900 numbers;
- plus all originating access minutes of use associated with calls placed to 700, TFC and 900 numbers for which the customer furnishes a report of the percentage of minutes that terminate in a Switched Access Service that is assessed Carrier Common Line charges, and for which a corresponding reduction in the number of terminating access minutes of use has been made as set forth in (C) preceding.

3.7 Rates and Charges

(M)

Carrier Common Line Access rates are found in the effective price list.

(M)



(M) Material relocated from page 96.


ISSUE DATE:
February 27, 2001

Rudolph R. Povirk, Jr.
Director—Carrier Tariffs

EFFECTIVE DATE:
March 9, 2001

ACCESS SERVICE

4. Reserved For Future Use



ISSUE DATE:
September 15, 1987

Vice President-Revenues
6666 West 110th Street
Overland Park, Kansas 66211

EFFECTIVE DATE:
October 1, 1987

ACCESS SERVICE

5. Ordering Options for Switched and Special Access Service

5.1 General

This section sets forth the regulations and order related charges for Access Orders for Switched and Special Access Services. These charges are in addition to other applicable charges as set forth in other sections of this tariff.


An Access Order is an order to provide the customer with Switched Access Service or Special Access Service or to provide changes to existing services.

5.1.1 Ordering Conditions

A customer may order any number of services of the same type and between the same premises on a single Access Order. All details for services for a particular order must be identical except for those for multipoint service.

The customer shall provide all information necessary for the Telephone Company to provide and bill for the requested service. In addition to the order information required in 5.2 following, the customer must also provide:

- Customer name and premises address(es).
- Billing name and address (when different from customer name and address).
- Customer's contact name(s) and telephone number(s) for the following provisioning activities: order negotiation, order confirmation, interactive design, installation and billing.



ISSUE DATE:
September 15, 1987

Vice President-Revenues
6666 West 110th Street
Overland Park, Kansas 66211

EFFECTIVE DATE:
October 1, 1987

ACCESS SERVICE

5. Ordering Options for Switched and Special Access Service (Cont'd)

5.1 General (Cont'd)

5.1.1 Ordering Conditions (Cont'd)

Orders for Feature Group A Switched Access Service shall be in lines.


Orders for Feature Group B Switched Access Service shall be in trunks.

The order date, which is known as the Application Date, is the date on which the Telephone Company receives a firm commitment and sufficient information from the customer to allow processing of the Access Order. The customer is advised of the Application Date at the time the Telephone Company gives the customer a firm order confirmation.

5.1.2 Provision of Other Services

(A) In addition to Switched and Special Services Access Services, other services offered under provisions of this tariff shall be ordered with an Access Order or as set forth in (B) following. The rates and charges for these other services, as set forth in other sections of this tariff, will apply in addition to the ordering charges set forth in this section and the rates and charges for the Access Service with which they are associated.

(B) With the agreement of the Telephone Company, other services mentioned in (A) preceding may subsequently be added to an Access order at any time, up to and including the service date for an Access Service. When added subsequently, charges for a design change as set forth in 5.2.3(C) following will apply when an engineering review is required.



ISSUE DATE:
September 15, 1987

Vice President-Revenues
6666 West 110th Street
Overland Park, Kansas 66211

EFFECTIVE DATE:
October 1, 1987

ACCESS SERVICE

5. Ordering Options for Switched and Special Access Service (Cont'd)

5.1 General (Cont'd)


5.1.2 Provision of Other Services (Cont'd)

(C) Additional Engineering is not an ordering option, but will be applied to an Access Order when the Telephone Company determines that Additional Engineering is necessary to accommodate a customer request. Additional Engineering will only be required as set forth in 13.1 following. When it is required, the customer will be so notified and will be furnished with a written statement setting forth the justification for the Additional Engineering as well as an estimate of the charges. If the customer agrees to the Additional Engineering, a firm order will be established. If the customer does not want the service or facilities after being notified that Additional Engineering of Telephone Company facilities is required, the order will be withdrawn and no charges will apply. Once a firm order has been established, the total charge to the customer for the Additional Engineering may not exceed the estimated amount by more than 10%.

The regulations, rates and charges for Additional Engineering are as set forth in 13.1 following and are in addition to the regulations, rates and charges specified in this section.

5.1.3 Special Construction


The regulations, rates and charges for special construction are set forth in Section 14. following, and are in addition to the regulations, rates and charges specified in this section.



ISSUE DATE:
September 15, 1987

Vice President-Revenues
6666 West 110th Street
Overland Park, Kansas 66211

EFFECTIVE DATE:
October 1, 1987



ACCESS SERVICE

5. Ordering Options for Switched and Special Access Service (Cont'd)

5.2 Access Order

An Access Order is used by the Telephone Company to provide a customer Access Service as follows:

- Switched Access Services as set forth in 6. following,
- Special Access Services as set forth in 7. following, and
- Other Services as set forth in 5.1.2 preceding.

When placing an order for Access Service, the customer shall provide, at a minimum, the following information:

- For Feature Group A Switched Access Service, the customer shall specify the number of lines and the first point of switching (i.e., dial tone office), the directionality of the service and the Local Transport and Local Switching options desired. In addition, the customer shall also specify which lines are to be arranged in multiline hunt group arrangements and which lines are to be provided as single lines.

The customer shall also specify that the Feature Group A is to be provided with an extension to a different exchange, if applicable. When such an extension is specified on the order, the customer must also specify the customer's premises in the different exchange with the Switched Access Feature Group A, at which the FGA extension is to be terminated.

- For Feature Group B Switched Access Service, the customer shall specify the number of trunks and the end office when direct routing to the end office is desired or the access tandem switch when routing is desired via an access tandem switch and Local Transport options and Local Switching options desired. When ordering FGB trunks to an access tandem, the customer must also provide the Telephone Company an estimate of the amount of traffic it will generate to and/or from each end office subtending the access tandem to assist the Telephone Company in its own efforts to project further facility requirements. In addition, the customer shall also specify for terminating only access minutes whether the trunks are to be arranged in trunk group arrangements or provided as single trunks. The traffic type must also be specified using the same categories as described in 6.1.1(E) following, to enable efficient provisioning and billing functions.

ISSUE DATE:
September 15, 1987

Vice President-Revenues
6666 West 110th Street
Overland Park, Kansas 66211

EFFECTIVE DATE:
October 1, 1987

ACCESS SERVICE

5. Ordering Options for Switched and Special Access Service (Cont'd)

5.2 Access Order (Cont'd)


- When FGA is ordered in a multi-Telephone Company provided Extended Area Service area or FGB is ordered in a multi-Telephone Company access tandem arrangement, the customer must provide a copy of the order to all Secondary Exchange Carriers. Each Exchange Carrier will bill as set forth in 2.4.8 preceding.
- For Feature Group C and D Switched Access Service, the customer shall specify the **number**

(D)
|
(D)

of trunks and the end office when direct routing to the end office is desired or the access tandem switch when routing is desired via an access tandem switch and the Local Transport and Local Switching Options desired. When ordering **FGC** or **FGD trunks** to an access tandem, the customer must also provide the Telephone Company an estimate of the amount of traffic by type it will generate to and/or from each end office subtending the access tandem to assist the Telephone Company in its own efforts to project further facility requirements. The basic traffic type must also be specified using the same categories as described in 6.1.1(E) following, to enable efficient provisioning and billing functions. When a customer orders **FGD**, the customer is responsible to assure that sufficient access facilities have been ordered to handle its traffic.

(C)
(C)

(D)
|
(D)



ISSUE DATE:
August 15, 2000

Rudolph R. Povirk, Jr.
Director-Carrier Tariffs

EFFECTIVE DATE:
August 25, 2000

ACCESS SERVICE

5. Ordering Options for Switched and Special Access Service (Cont'd)

5.2 Access Order (Cont'd)


When ordering FGD with SS7 Signaling, in addition to the information listed in 5.2 preceding, the customer shall specify the Signaling point codes and trunk circuit identification codes. The customer must also identify the Common Channel Signaling/Signaling System 7 (CCS/SS7) Interconnection Service link associated with the FGD trunk group.

- For Toll Free Code (TFC) Access Service, the customer shall order in the same manner which is set forth preceding for ordering Feature Group D, except that customers may request direct connections to only those end offices and access tandems equipped with TFC Service Switching Point (TFC SSP) functionality. All TFC traffic originating from end offices not equipped with the TFC SSP function must be routed via an access tandem at which the function is available and the TFC Access Service must be ordered accordingly. TFC SSP locations are identified in the National Exchange Carrier Association, *Inc.* Tariff F.C.C. No. 4. The TFC Access Service customer must advise its Responsible Organization or the TFC Service Management System (TFC SMS) whether the TFC to Local Exchange Number Translation optional feature set forth in Section 6.2.5 following is desired. When the TFC to Local Exchange Number Translation feature is to be delivered to the customer, the customer must provide, via the TFC record in the TFC SMS, the ten digit local exchange number (NPA NXX-XXXX) to be associated with the translated TFC number. If the TFC to Local Exchange Number Translation optional feature is used, the customer will be unable to determine that such calls originated as TFC (e.g., 1+800-NXX-XXXX) unless the customer also orders the Flexible Automatic Number Identification (Flex ANI) optional feature.

(T)

In addition, when a local exchange number is to be delivered to the TFC Access Service customer, the customer must provide to its Responsible Organization or to the TFC Service management System (TFC SMS), the ten digit local exchange number to be associated with the translated TFC number.

If the customer desires any of the TFC Data Base Optional Service Features described in Section 6.2.5(C), the customer must enter this information into the TFC SMS or provide the information to its Responsible Organization for handling. Optional features are not available to customer of interexchange carriers for use in connection with interLATA TFC services.



ACCESS SERVICE

5. Ordering Options for Switched and Special Access Service (Cont'd)

5.2 Access Order (Cont'd)

- For Interim 500 Access Service and 900 Access Service, the customer shall order in the same manner which is set forth preceding for ordering Feature Group D, except that customers may request direct connections to only those end offices designated by the Telephone Company as Interim 500 Access Service and 900 Access Service screening offices. Additionally, when new NXX(s) are to be opened in the state, for exchanges served by the Telephone Company, or when existing NXX(s) are to be deleted, and such change is to occur coincident with the service date established for the order, the customer shall provide such information when placing the order for service. If the change is to occur absent the requirement for additional capacity (i.e., quantities of trunks), the customer shall notify the Telephone Company of the change as set forth in 6.6.1(D) following. All 500 or 900 number assignments and administration shall be in accordance with the North American Numbering Plan (NANP).
- For all Special Access Services, the customer must specify the customer designated premises or Hubs involved, the type of service (*e.g.*, **Voice Grade**, (D) High Capacity, etc.), the channel interface, technical specification package and options desired. For multipoint services, the channel interface at each premises may, at the request of the customer, be different but all such interfaces shall be compatible.
- When a customer desires Switched Access Service to an end office that is a remote switching office, the customer must order to the host office which controls the remote switching office since all traffic to and/or from a remote switching office must be routed through the host office.
- For Common Channel Signaling/Signaling System 7 (CCS/SS7) Interconnection Service, the customer must provide the following information to the Telephone Company at the time of ordering:
 - Number of access links
 - Link Type
 - Signaling Link Code
 - Customer Signaling Point Code
 - Common Language Location Identifier (CLLI) code of the Telephone Company interconnecting Signal Transfer Point
 - Contact telephone number for installation and maintenance of the customer's designated premises

When ordering CCS/SS7 Interconnection Service, the customer will provide and estimate of total annual volume and busy hour busy month volume projected for a period of three years. The forecast should be itemized by message type. The Telephone Company will utilize this forecast in its own efforts to project further facility requirements.



ACCESS SERVICE


5. Ordering Options for Switched and Special Access Service (Cont'd)

5.2 Access Order (Cont'd)

- For Line Information Data Base (LIDB) Access Service, the customer shall provide a LIDB Access Service Request which specifies the originating point codes of the customer's designated Operator Service Systems (OSSs) sending the query or queries, the PIU per originating point code (OPC) of the customer's OSS location, and the desired due date of the order.

LIDB Access Service is provided in conjunction with CCS/SS7 Interconnection Access Service. The customer must arrange for CCS/SS7 Interconnection to the two Telephone Company interconnecting Signal Transfer Points (STPs) located in Johnson City, Tennessee and Bristol, Tennessee in order to utilize LIDB Access Service. This service is provided in CenturyLink Operating Companies Access Service Tariff, F.C.C. No. 9, as set forth in Section 6.1.2(B)(6).

(T)
(T)



ISSUE DATE:
May 18, 2011

Gary L. Kepley
Director – Regulatory Operations

EFFECTIVE DATE: (C)
May 31, 2011 (C)

ACCESS SERVICE

5. Ordering Options for Switched and Special Access Service (Cont'd)

5.2 Access Order (Cont'd)

Special Access Service may be ordered for connection with Switched Access Service at Telephone Company designated WATS Serving Offices (WSOs) and may be ordered separately by a customer other than the customer which orders the Switched Access Service. For this Special Access Service the customer must also specify the type of calling (i.e., originating only or terminating only) for which the service is to be provided. Additionally, when the necessary screening functions are not provided at the wire center which serves the customer's originating or terminating premises, the Telephone Company will provide the service to the nearest wire center where capacity exists. In these circumstances, the customer will be so notified and the order will be changed to designate the appropriate premises. No charge will apply for the change.

(D)

(D)


When Switched Access Service is ordered in trunks, the trunks may be determined by the customer in the following manner. For each day the customer shall determine the highest number of trunks in use for a single hour. The customer shall, for the same hour period (i.e., busy hour), pick the twenty consecutive business days in a calendar year which add up to the largest number of trunks in use. The customer shall then determine the average busy hour trunks by dividing the largest number of trunks in use figure, for the same hour period, for the consecutive twenty business day period by 20. This computation shall be performed for each end office and/or access tandem the customer wishes to serve.

Where the Special Access Service is exempt from the Special Access Surcharge as set forth in 7.4.2 following, the customer shall furnish with the order the certification as set forth in that section.

ISSUE DATE:
August 15, 2000

Rudolph R. Povirk, Jr.
Director-Carrier Tariffs

EFFECTIVE DATE:
August 25, 2000



ACCESS SERVICE

5. Ordering Options for Switched and Special Access Service (Cont'd)

5.2 Access Order (Cont'd)

5.2.1 Access Order Service Date Intervals

Access Service is provided with one of the following Service Date Intervals:

- Standard Interval
- Negotiated Interval


To the extent the Access Service can be made available with reasonable effort, the Telephone Company will provide the Access Service in accordance with the customer's requested interval, subject to the following conditions:

(A) Standard Interval

A schedule of Standard Intervals applicable for Switched and Special Access Services is included in 5.6 following. The schedule specifies the services and quantities that can be provided within Standard Intervals. Access Services provided in a Standard Interval will be installed during Telephone Company business day. If a customer requests that installation be done outside of normally scheduled working hours, and the Telephone Company agrees to this request, the customer will be subject to applicable Additional Labor Charges as set forth in 13.2.7 following.

(B) Negotiated Interval

The Telephone Company will negotiate a service date interval with the customer when:



ISSUE DATE:
September 15, 1987

Vice President--Revenues
6666 West 110th Street
Overland Park, Kansas 66211

EFFECTIVE DATE:
October 1, 1987

ACCESS SERVICE

5. Ordering Options for Switched and Special Access Service (Cont'd)

5.2 Access Order (Cont'd)

5.2.1 Access Order Service Date Intervals (Cont'd)


(B) Negotiated Interval (Cont'd)

- (1) There is no Standard Interval for the service.
- (2) The quantity of Access Services ordered exceeds the quantities specified in the standard intervals described in 5.6, or
- (3) The customer requests a service date beyond the applicable Standard Interval service date.

The Telephone Company will offer a service date based on the type and quantity of Access Services the customer has requested. The Negotiated Interval may not exceed by more than six months the Standard Interval Service date, or, when there is no Standard Interval, the Telephone Company offered service date.

(D)
—
(D)

All services for which rates are applied on an individual case basis are provided with a Negotiated Interval.



ACCESS SERVICE

5. Ordering Options for Switched and Special Access Service (Cont'd)

5.2 Access Order (Cont'd)


5.2.2 Access Order Charge

The Access Order Charge is designed to recover the costs associated with processing the customer's order, and will apply on a per order basis. The term "per order" is defined to include all work or service(s) ordered at the same time by the customer, which is performed or provided on the same customer premises. This charge will be in addition to any other applicable non-recurring charges as set forth in Sections 6, 7, and/or 13 following.

The Access Order Charge does not apply when service rearrangements are made prior to May 1, 1994, in connection with a customer converting trunks from tandem-switched transport to direct-trunked transport or from direct-trunked transport to tandem-switched transport, or when a customer orders the disconnection of over-provisioned trunks.

The application of this charge is dependent upon the type of service ordered. The Switched Access Order Charge applies to orders for Switched Access services contained in Section 6 following and for LIDB Access Service contained in Section 16 following. The Special Access Order Charge applies to orders for Special Access services, contained in Section 7 following. The applicable charges can be found in the effective price list.

(N)
(N)



ISSUE DATE:
March 19, 1996

John L. Roe
Vice President
5454 West 110th Street
Overland Park, KS 66211

EFFECTIVE DATE:
March 29, 1996

ACCESS SERVICE

5. Ordering Options for Switched and Special Access Service (Cont'd)

5.2 Access Order (Cont'd)


5.2.3 Access Order Modifications

The customer may request a modification of its Access Order at any time prior to notification by the Telephone Company that service is available for the customer's use. The Telephone Company will make every effort to accommodate a requested modification when it is able to do so with the normal work force assigned to complete such an order within normal business hours. If the modification cannot be made with the normal work force during normal business hours, the Telephone Company will notify the customer. If the customer still desires the Access Order modification, the Telephone Company will schedule a new service date. All charges for Access Order modifications will apply on a per occurrence basis.

When Telephone Company personnel are dispatched to install a customer's service on the requested service date, and the customer advises the Telephone Company personnel that service cannot be accepted at that time, the customer shall be responsible for payment of additional labor charges for the time incurred by Telephone Company personnel. The additional labor charges will be applied on per half hour, per technician basis as set forth in the Access Service Price List. (N)

Any increase in the number of Special Access Service channels or Switched Access Service lines, trunks, *CCS/SS7 port terminations*, or LIDB originating point codes (OPCs) will be treated as a new Access Order (for the increased amount only). (C)

If order modifications are necessary to satisfy the transmission performance for a Special Access Service ordered by a customer, these changes will be made without order modification charges being incurred by the customer. (C)



ACCESS SERVICE

5. Ordering Options for Switched and Special Access Service (Cont'd)

5.2 Access Order (Cont'd)


5.2.3 Access Order Modifications (Cont'd)

(A) Service Date Change Charge

Access Order service dates for the installation of new services or rearrangements of existing services may be changed, but the new service date may not exceed the original service date by more than 60 calendar days. When, for any reason, the customer indicates that service cannot be accepted for a period not to exceed 60 calendar days, and the Telephone Company accordingly delays the start of service, a Service Date Change Charge will apply. If the customer requested service dates is more than 60 calendar days after the original service date, the order will be canceled by the Telephone Company and reissued with the appropriate cancellation charges applied unless the customer indicates that billing for the service is to commence as set forth in 5.2.4(A) following. (C)
(C)
(C)

A new service date may be established that is prior to the original standard or negotiated interval service date if the Telephone Company determines it can accommodate the customer's request without delaying service dates for orders of other customers. If the service date is changed to an earlier date, the customer will be notified by the Telephone Company that Expedited Order Charges as set forth in (D) following will apply. Such charges will apply in addition to the Service Date Change Charge.

A Service Date Change Charge will apply, on a per order per occurrence basis, for each service date changed. The applicable charge may be found in the effective price list.



ISSUE DATE:
March 20, 2017

Gary Kepley
Director - Regulatory Operations

EFFECTIVE DATE: (T)
March 31, 2017

ACCESS SERVICE

5. Ordering Options for Switched and Special Access Service (Cont'd)

5.2 Access Order (Cont'd)

5.2.3 Access Order Modifications (Cont'd)


(B) Partial Cancellation Charge

Any decrease in the number of ordered Special Access Service channels or Switched Access Service lines, trunks, **CCS/SS7 port terminations** or LIDB originating point codes (OPCs) will be treated as a partial cancellation and the charges as set forth in 5.2.4(C) following will apply. (C)

(C) Design Change Charge

The customer may request a design change to the service ordered. A design change is any change to an Access Order which requires engineering review. An engineering review is a review by Telephone Company personnel of the service ordered and the requested changes to determine what changes in the design, if any, are necessary to meet the changes requested by the customer. Design changes include such things as the addition or deletion of optional features or functions or a change in the type of Transport Termination (Switched Access only), type of channel interface, type of Interface Group or technical specification package. Design changes do not include a change of customer premises, end user premises, end office switch, Feature Group type or Special Access Service channel type. Changes of this nature will require the issuance of a new order and the cancellation of the original order with appropriate cancellation charges applied.

The Telephone Company will review the requested change, notify the customer whether the change is a design change, if it can be accommodated and if a new service date is required. If the customer authorizes the Telephone Company to proceed with the design change, a Design Change Charge will apply. The Design Change Charge will apply on a per order occurrence basis, for each order requiring a design change. The applicable charge can be found in the effective price list.



ACCESS SERVICE

5. Ordering Options for Switched and Special Access Service (Cont'd)

5.2 Access Order (Cont'd)

5.2.3 Access Order Modifications (Cont'd)

(C) Design Change Charge (Cont'd)

If, as a result of the change, the original service date cannot be met without the Telephone Company incurring additional labor, and the customer provides authorization to the Telephone Company to proceed, then the charges as set forth in Section 13 will apply. If the customer is unwilling to pay such costs, the Service date must be changed in accordance with (A) preceding as a result of the design change.

(T)
|
(T)


(D) Expedited Order Charge

When placing an Access Order for service(s) for which standard intervals exist, a customer may request a service date that is prior to the standard interval service date. A customer may also request an earlier service date on a pending standard or negotiated interval Access Order. If the Telephone Company agrees to provide service on an expedited basis, an Expedited Order Charge will apply.

If the Telephone Company is subsequently unable to meet an agreed upon expedited service date, no Expedited Order Charge will apply unless the missed service date was caused by the customer.

If the Telephone Company receives a request for an expedited service date at the time a Standard Interval Access Order is placed, the Expedited Order Charge is calculated by summing all the nonrecurring charges associated with the order and then dividing this total by the number of days in the Standard Interval as specified in 5.6. following. The charge is then applied on a per day of improvement basis, per order, but in no event shall the charge exceed fifty percent of the total nonrecurring charges associated with the Access Order.

When the Telephone Company receives a request for expediting a pending standard or negotiated interval Access Order, the Expedited Order Charge is based on the extent to which the Access Order has been processed at the time the Telephone Company agrees to the service date improvement and is calculated as follows:



ACCESS SERVICE

5. Ordering Options for Switched and Special Access Service (Cont'd)

5.2 Access Order (Cont'd)


5.2.3 Access Order Modifications (Cont'd)

(D) Expedited Order Charge (Cont'd)

- Based on the critical dates associated with the Access Order, as defined in 5.2.4(C)(4)(b) following, the Telephone Company will determine which critical date will be next completed on the order.
- Using the table of 5.2.4(C)(4)(d) following and the critical date as determined above, the Telephone Company will determine the percent of the provisioning interval not yet completed.
- The Telephone Company will apply this percentage to the sum of all the nonrecurring charges associated with the order and divide this sum by the number of days remaining in the original service interval.
- The per day charges so developed will then be applied on a per day of improvement basis, per order, but in no event shall the charge exceed fifty percent of the total nonrecurring charges associated with the Access Order.

The Expedited Order Charge presumes that all requests for expediting result only in overtime labor costs being incurred by the Telephone Company. If costs other than such overtime labor are to be incurred when an Access Order is expedited, the Telephone Company will develop and quote such costs to the customer, obtain customer authorization and bill the customer in accordance with the special construction terms and conditions of Section 14 following.

When the request for expediting occurs subsequent to the Application Date of the Access Order, a Service Date Change Charge as set forth in (A) preceding also applies.



ISSUE DATE:
September 15, 1987

Vice President-Revenues
6666 West 110th Street
Overland Park, Kansas 66211

EFFECTIVE DATE:
October 1, 1987

ACCESS SERVICE

5. Ordering Options for Switched and Special Access Service (Cont'd)

5.2 Access Order (Cont'd)

5.2.4 Cancellation of an Access Order (Cont'd)

(A) A customer may cancel an Access Order for the installation of service at any time prior to notification by the Telephone Company that service is available for the customer's use. The cancellation date is the date the Telephone Company receives written or verbal notice from the customer that the order is to be canceled. If a customer or a customer's end user is unable to accept Access Service within 30 calendar days of the latest agreed upon service date, the customer has the choice of the following options: (C)


- The Access Order shall be canceled and charges set forth in (C) following will apply, or
- Billing for the service will commence.

In any event, the cancellation date or the date billing is to commence (depending on which option is selected by the customer) shall be the 31st day beyond the latest agreed upon service date of the Access Order. (C)

(B) Reserved For Future Use

(C) When a customer cancels an Access Order for the installation of service, a Cancellation Charge will apply as follows:

- (1) Costs incurred in conjunction with the provision of Switched or Special Access Service starts on the Application Date as defined in (4) (b) following.
- (2) When the customer cancels an Access Order prior to the Scheduled Issue Date, as defined in (4) (b) following, no charges shall apply.




ACCESS SERVICE

5. Ordering Options for Switched and Special Access Service (Cont'd)

5.2 Access Order (Cont'd)

5.2.4 Cancellation of an Access Order (Cont'd)

- (A) A customer may cancel an Access Order for the installation of service at any time prior to notification by the Telephone Company that service is available for the customer's use. The cancellation date is the date the Telephone Company receives written or verbal notice from the customer that the order is to be canceled. If a customer or a customer's end user is unable to accept Access Service within 10 calendar days of the latest agreed upon service date, the customer has the choice of the following options: (C)
- The Access order shall be cancelled and charges as set forth in (C), following, will apply if the service has not been fully provisioned, or (T)
(C)
(C)
 - The Access Order will be completed and billing for the service will commence if the service has been fully provisioned or the customer has indicated that billing for the service should begin. (C)
(C)
(D)
(D)
- (B) Reserved For Future Use
- (C) When a customer cancels an Access Order for the installation of service, a Cancellation Charge will apply as follows:
- (1) Costs incurred in conjunction with the provision of Switched or Special Access Service starts on the Application Date as defined in (4)(b) following.
 - (2) When the customer cancels an Access Order prior to the Scheduled Issue Date, as defined in (4)(b) following, no charges shall apply.



ISSUE DATE:
March 20, 2017

Gary Kepley
Director - Regulatory Operations

EFFECTIVE DATE: (T)
March 31, 2017 (T)

ACCESS SERVICE

5. Ordering Options for Switched and Special Access Service (Cont'd)

5.2 Access Order (Cont'd)

5.2.4 Cancellation of an Access Order (Cont'd)

(C) (Cont'd)

- (3) When the customer cancels an Access Order on or after the Scheduled Issue Date, a charge equal to the costs incurred by the Telephone Company shall apply. Such charge is determined as specified in (4) following.
- (4) Charges applicable as specified in (3) preceding are based on the costs incurred by the Telephone Company at the time the order is cancelled. The costs incurred are determined based on the following:
 - (a) Certain Telephone Company critical dates are associated with an Access Order provisioning interval, whether standard or negotiated. These dates are used by the Telephone Company to monitor the progress of the provisioning process. At any point in the Access Order interval the Telephone Company is able to determine which critical date was last completed and can thus determine what percentage of the Telephone Company's provisioning costs have been incurred as of that critical date.
 - (b) The critical dates tracked by the Telephone Company are as follows:

RECEIVED
SEP 15 1987
ACCT. & ENGI. DEPARTMENT
Nebr. Public Service Commission

- Application Date (APP): The date the customer provides a firm commitment and sufficient information as detailed in 5.1 preceding to the Telephone Company. This is also the order date.
- Scheduled Issue Date (SID): The date that the order is to be entered in the Telephone Company's order distribution system.

ISSUE DATE:
September 15, 1987

Vice President-Revenues
6666 West 110th Street
Overland Park, Kansas 66211

EFFECTIVE DATE:
October 1, 1987

ACCESS SERVICE

5. Ordering Options for Switched and Special Access Service (Cont'd)

5.2 Access Order (Cont'd)

5.2.4 Cancellation of an Access Order (Cont'd)


(C) (Cont'd)

(4) (Cont'd)

(b) (Cont'd)

- Design Layout Report Date (DLRD): The date the Design Layout Report (DLR) is to be forwarded to the customer.
- Confirming Design Layout Report Date (CDLRD): The date the Design Layout Report (DLR) is to be confirmed by the customer.
- Records Issue Date (RID): The date that all design and assignment information is to be sent to the central office and installation forces.
- Wired and Office Tested Date (WOT): The date by which all intraoffice wiring is to be completed, all plug-ins optioned, aligned, and frame continuity established, and the interoffice facilities, if applicable, tested. In addition, switching equipment, including translation loading, is to be installed and tested.
- Plant Test Date (PTD): The date on which over-all testing of the service is to be started.
- Service Date (DD): The date on which service is to be made available to the customer. This is sometimes referred to as the Due Date.

(c) The percentage of the total provisioning cost incurred by the Telephone Company at a particular critical date varies by the type of service as shown in (d) following.



ACCESS SERVICE

5. Ordering Options for Switched and Special Access Service (Cont'd)

5.2 Access Order (Cont'd)

5.2.4 Cancellation of an Access Order (Cont'd)

(C) (Cont'd)

(4) (Cont'd)

(d) When a customer cancels an Access Order, or part of an Access Order, before the service date, the Telephone Company will apply cancellation charges to the order by multiplying all the nonrecurring charges associated with the order, or that part of the order being cancelled, by the percentage shown following for the critical date last completed on the order:

	<u>APP</u>	<u>SID</u>	<u>DLRD</u>	<u>RID</u>	<u>WOT</u>	<u>PTD</u>	<u>DD</u>
FGA	0%	15%	65%	90%	98%	100%	Minimum Period Charges Apply
FGB	0%	15%	25%	80%	98%	100%	"
FGC	0%	15%	25%	80%	98%	100%	"
FGD	0%	15%	25%	80%	98%	100%	"
TG	0%	15%	65%	90%	98%	100%	"
VG	0%	15%	65%	90%	98%	100%	"
AP	0%	15%	65%	90%	98%	100%	"
TV	0%	15%	65%	90%	98%	100%	"
WA	0%	15%	65%	90%	98%	100%	"
WD	0%	15%	65%	90%	98%	100%	"
DA	0%	15%	65%	90%	98%	100%	"
HC	0%	15%	65%	90%	98%	100%	"

RECEIVED
SEP 15 1987
ACCT. & ENGI. DEPARTMENT
Nebr. Public Service Commission

ISSUE DATE:
September 15, 1987

Vice President-Revenues
6666 West 110th Street
Overland Park, Kansas 66211

EFFECTIVE DATE:
October 1, 1987

ACCESS SERVICE

5. Ordering Options for Switched and Special Access Service (Cont'd)


5.2 Access Order (Cont'd)

5.2.4 Cancellation of an Access Order (Cont'd)

- (D) When a customer cancels an order for the discontinuance of service, no charges apply for the cancellation.
- (E) If the Telephone Company misses a service date by more than 30 days due to circumstances over which it has direct control (excluding, e.g., acts of God, governmental requirements, work stoppages and civil commotions), the customer may cancel the Access Order without incurring cancellation charges.

5.2.5 Selection Of Facilities For Access Orders

- (A) When a customer places an Access Order, it may choose to utilize facilities previously purchased as a facility to a Hub. If the customer has a high capacity interface for use with Switched Access Service Interface Groups 6 and 9, or has a Special Access Service facility purchased to a Hub, the customer must request that specific channels be used to implement the Access Order. If a facility assignment is not specified by the customer, the Telephone Company will provide the service from available inventory as discussed in 5.3 following. (T)
- (B) For all other Access Orders, the option to request a specific transmission path or channel is not provided except as provided for under Special Facilities Routing as set forth in 11. following.



ACCESS SERVICE

5. Ordering Options for Switched and Special Access Service (Cont'd)


5.2 Access Order (Cont'd)

5.2.6 Minimum Period

- (A) Except as set forth in (B), (C), 7.4.4, 9.4(A) and 13.3.5(C)(1)(b), (c) and (d) following, the minimum period for which Access Service is provided and for which charges are applicable, is one month.
- (B) The minimum period for Switched Access Service Feature Group D is three months.
- (C) ***Reserved For Future Use***
- (D) Service Rearrangements as set forth in 6.7.1(C)(3) and 7.4.1(C)(3) following for Switched and Special Access Services respectively, may be made without a change in minimum period requirements.
- (E) Changes other than those identified in 6.7.1(C)(3) or 7.4.1(C)(3) following will be treated as a discontinuance of the existing service and an installation of a new service. All associated nonrecurring charges will apply for the new service. A new minimum period will be established for the new service. The customer will also remain responsible for all outstanding minimum period obligations associated with the disconnected service.

(D)
|
(D)

The changes listed below are those which will be treated as a discontinuance and installation of service and for which a new minimum period will be established.



ACCESS SERVICE

5. Ordering Options for Switched and Special Access Service (Cont'd)

5.2 Access Order (Cont'd)

5.2.6 Minimum Period (Cont'd)


(E) (Cont'd)

- (1) A change of customer of record (i.e., Access Service is provided to and billed to a different entity).
- (2) A move to a different building as set forth in 6.7.7(B) or 7.4.5(B) following.
- (3) A change in type of service (i.e., Switched Access to Special Access, one type of Special Access to another, or one type of Switched Access Feature Group to another except as set forth in 6.7.6 following).
- (4) A change in the type of Special Access Service Channel Termination.
- (5) A change in Switched Access Service or Directory Assistance Service Interface Group.
- (6) Change in Switched Access Service traffic type.
- (7) Change from two-point to multipoint Special Access Service or from multipoint to two-point Special Access Service.

5.2.7 Minimum Period Charges

When Access Service is disconnected at the customer's request prior to the expiration of the minimum period, charges are applicable for the balance of the minimum period.

The Minimum Period Charge for services provided with a one month minimum period will be determined as follows:



ISSUE DATE:
September 15, 1987

Vice President-Revenues
6666 West 110th Street
Overland Park, Kansas 66211

EFFECTIVE DATE:
October 1, 1987

ACCESS SERVICE

5. Ordering Options for Switched and Special Access Service (Cont'd)

5.2 Access Order (Cont'd)

5.2.7 Minimum Period Charges (Cont'd)

- (A) For Switched Access Service, the charge for a month or fraction thereof is equal to the applicable minimum monthly charge for the capacity as set forth in 6.7.4 following.
- (B) For Special Access Service, the charge for a month or fraction thereof is the applicable monthly rates for the service as set forth in 7.5 following.

The Minimum Period Charge for Feature Group D Switched Access Service will be determined as set forth in 2.4.2 preceding.

(D)
(D)


All applicable nonrecurring charges for the service will be billed in addition to the Minimum Period Charge.

5.2.8 Shared Use Facilities

Shared Use (i.e., Switched and Special Access Services provided over the same analog or digital high capacity facilities) is allowed. Shared use facilities to a Hub will be ordered and provided as Special Access Service. While shared use is allowed, individual services utilizing these facilities must be ordered either as Switched Access Service or Special Access Service. When placing the order for the individual service(s), the customer must specify a channel assignment for each service ordered.

5.3 Available Inventory

Available inventory is limited and does not include facilities previously ordered. The Telephone Company will make every reasonable effort to maintain sufficient available inventory to provide Access Service in accordance with customers' requested service date intervals. To the extent that service can be provided, Access Orders will be satisfied from available inventory.



ACCESS SERVICE

5. Ordering Options for Switched and Special Access Service (Cont'd)

5.4 **Reserved For Future Use**

(C)

5.5 Switched Access Service Minimum Capacity Requirements


5.5.1 When Switched Access Service Access Connections are ordered under Access Orders, they will be provided subject to the minimum capacity provisions set forth in 5.1.1 preceding and in 5.5.2 through 5.5.7 following.

5.5.2 There is no minimum capacity for Interface Groups 1 and 2. The minimum capacity provided for Interface Groups 6 and 9, and for which charges are applicable, are set forth in 5.5.6 following.

5.5.3 Reserved for Future Use

5.5.4 When a customer requests analog or digital Interface Groups 6 and 9 the customer is required to order at a minimum, sufficient capacity to utilize 70% of the channels.

5.5.5 For the purposes of administering the minimum capacity provisions, Access Orders for Access Connection Interface Groups for different Feature Groups may be grouped together if the facilities provided for all the connections are the same and terminate in the same facilities terminal in the same Telephone Company access tandem or end office.



ISSUE DATE:
December 17, 2001

Warren Hannah
Director – Tariffs

EFFECTIVE DATE:
January 17, 2002

ACCESS SERVICE

5. Ordering Options for Switched and Special Access Service (Cont'd)

5.5 Switched Access Service Minimum Capacity Requirements (Cont'd)

5.5.6 The following table provides the total capacity of the interface and the thresholds for minimum order requirements.

<u>Interface Type</u>	<u>Interface Name</u>	<u>Total Capacity (Channels)</u>	<u>Minimum Capacity (Channels)</u>
Analog	Group	12	9
Analog	Supergroup	60	42
Analog	Mastergroup	600	420
Digital	DS1	24	17
Digital	DS1C	48	34
Digital	DS3	672	471


(D)

(D)

The Telephone Company will not provide these Interface Groups when less than 70% of the capacity is ordered. For purposes of grouping, as set forth in 5.5.5 preceding, it shall be assumed that Feature Group A, B, C, or D minutes may be combined.

5.5.7 When Switched Access Service provided from available inventory is disconnected, and the disconnect causes the in service capacity to fall below the minimum requirements, the Telephone Company will, at the option of the customer,

- (A) disconnect all the service subject to the minimum capacity requirements, and all appropriate charges will apply, or
- (B) Move the remaining in service capacity to a lesser capacity interface.



ISSUE DATE:
December 17, 2001

Warren Hannah
Director – Tariffs

EFFECTIVE DATE:
January 17, 2002

ACCESS SERVICE


5. Ordering Options for Switched and Special Access Service (Cont'd)

5.6 Access Order Standard Intervals

The Standard Intervals, as set forth following, will be used for all firm Access Orders for Special Access Services of the same channel type with the same requested service date and all Switched Access Services with the same type Interface Group and/or Feature Group with the same requested service date.

The Standard Intervals are subject to the following conditions:

- The Standard Intervals is the sum of the intervals from (1) the Applications Date (APP) to the Design Layout Report Date (DLRD) and, (2) the Confirming Design Layout Report Date (CDLRD) to the Service Date (DD). These dates are defined in 5.2.4(C)(4)(b) preceding.
- The period between the Design Layout Report Date (DLRD) and the Confirming Design Layout Report Date (CDLRD) is controlled by the customer, but is agreed upon by the customer and the Telephone Company prior to the Application Date. This period is limited to a maximum of 5 days.
- Service dates for items and services not included in the Standard Intervals will be negotiated.
- Regardless of how many separate orders are placed at the same time for service between the same locations and with the same service date, if more than 10 services of the same type are involved as described preceding, the interval will be considered as negotiable even though separate orders reflect quantities that qualify as Standard Intervals.
- TFC NXX Access Codes will be activated or deactivated on the second Saturday of each month. The customer must order service a minimum of 30 calendar days prior to desired activation. (T)



ISSUE DATE:
April 20, 2000

Rudolph R. Povirk, Jr.
Director-Carrier Tariffs

EFFECTIVE DATE:
April 30, 2000

ACCESS SERVICE

5. Ordering Options for Switched and Special Access Service (Cont'd)

5.6 Access Order Standard Intervals (Cont'd)

- Access Service Standard Intervals in working days, are as follows:


<u>SERVICE</u>	<u>APP</u>	<u>SID</u>	<u>CDLRD</u>	<u>RID</u>	<u>WOT</u>	<u>PTD</u>	
	<u>TO</u>	<u>TO</u>	<u>TO</u>	<u>TO</u>	<u>TO</u>	<u>TO</u>	<u>STD</u>
<u>Special Access Service</u>	<u>SID</u>	<u>DLRD</u>	<u>RID</u>	<u>WOT</u>	<u>PTD</u>	<u>DD</u>	<u>INT</u>

1. Reserved For Future Use

(C)

(D)

(D)



ISSUE DATE:
September 17, 1999

Rudolph R. Povirk, Jr.
Director-Carrier Tariffs

EFFECTIVE DATE:
September 27, 1999

ACCESS SERVICE

5. Ordering Options for Switched and Special Access Service (Cont'd)

5.6 Access Order Standard Intervals (Cont'd)

<u>SERVICE</u>	<u>APP</u> <u>TO</u>	<u>SID</u> <u>TO</u>	<u>CDLRD</u> <u>TO</u>	<u>RID</u> <u>TO</u>	<u>WOT</u> <u>TO</u>	<u>PTD</u> <u>TO</u>	<u>STD</u> <u>INT</u>
	<u>SID</u>	<u>DLRD</u>	<u>RID</u>	<u>WOT</u>	<u>PTD</u>	<u>DD</u>	

Special Access Service (Cont'd)

2. Voice Grade Service


<u>Two-Point</u>							
1 to 4 Services	1	7	0	2	2	2	14
5 to 8 Services	1	7	0	2	2	2	14
Over 8 Services	*	*	*	*	*	*	*
<u>Multipoint</u>							
3 to 4 Points	1	7	0	2	2	2	14
5 to 8 Points	1	7	0	2	2	2	14
Over 8 Points	*	*	*	*	*	*	*

Optional Features,
Add 10 Days

3. WATS/TFC Service

<u>Non-Design</u>							
1 to 4 Services	1	7	0	2	2	2	14
5 to 8 Services	1	7	0	2	2	2	14
Over 8 Services	*	*	*	*	*	*	*
<u>Design</u>							
1 to 4 Services	1	7	0	2	2	2	14
4 to 8 Services	1	7	0	2	2	2	14
Over 8 Services	*	*	*	*	*	*	*

4. Reserved For Future Use



(D)
|
(D)

* To be established on a negotiated basis.

ISSUED:
July 18, 2002

Warren D. Hannah
Director, Tariffs

EFFECTIVE:
July 29, 2002

ACCESS SERVICE

5. Ordering Options for Switched and Special Access Service (Cont'd)

5.6 Access Order Standard Intervals (Cont'd)

(D)

(D)

5. Reserved For Future Use


(D)

(D)

6. Reserved for Future Use

7. Reserved for Future Use

(D)



ACCESS SERVICE

5. Ordering Options for Switched and Special Access Service (Cont'd)

5.6 Access Order Standard Intervals (Cont'd)

<u>SERVICE</u>	<u>APP</u> TO <u>SID</u>	<u>SID</u> TO <u>DLRD</u>	<u>CDLRD</u> TO <u>RID</u>	<u>RID</u> TO <u>WOT</u>	<u>WOT</u> TO <u>PTD</u>	<u>PTD</u> TO <u>DD</u>	<u>STD</u> <u>INT</u>
----------------	--------------------------------	---------------------------------	----------------------------------	--------------------------------	--------------------------------	-------------------------------	--------------------------

Special Access Service (Cont'd)

8. Digital Data Service

(T)

Two-Point

1 to 4 Services	1	6	0	5	5	2	19
5 to 8 Services	1	6	0	5	5	2	19
Over 8 Services	*	*	*	*	*	*	*

Multipoint

3 to 4 Points	1	6	0	5	5	2	19
5 to 8 Points	*	*	*	*	*	*	*
Over 8 Points	*	*	*	*	*	*	*

Optional Features,
Add 10 Days

9. High Capacity Service

(T)

C.O. - End User

(Facilities Available)

1 to 4 Services	1	6	0	5	5	2	19
Over 4 Services	*	*	*	*	*	*	*

C.O. - End User

(Facilities Not Available)


1 to 4 Services	*	*	*	*	*	*	*
Over 4 Services	*	*	*	*	*	*	*

POP - C.O.

1 to 8 Services	1	6	0	5	5	2	19
Over 8 Services	*	*	*	*	*	*	*

Optional Features,
Add 10 Days

* To be established on a negotiated basis.



ISSUE DATE:
September 17, 1999

Rudolph R. Povirk, Jr.
Director-Carrier Tariffs

EFFECTIVE DATE:
September 27, 1999

ACCESS SERVICE

5. Ordering Options for Switched and Special Access Service (Cont'd)

5.6 Access Order Standard Intervals (Cont'd)

<u>SERVICE</u>	APP	SID	CDLRD	RIID	WOT	PTD			
	TO	TO	TO	TO	TO	TO	STD		
	<u>SID</u>	<u>DLRD</u>	<u>RIID</u>	<u>WOT</u>	<u>PTD</u>	<u>DD</u>	<u>INT</u>		
<u>Switched Access Service</u>									
1. <u>Feature Group A</u>									
1 to 4 Lines	1	7	0	2	2	2	14	(C)	
5 to 8 Lines	1	7	0	2	2	2	14		
Over 8 Lines	*	*	*	*	*	*	*	(C)	
Optional Features, Add 5 Days									
2. <u>Feature Group B</u>									
1 to 24 Trunks	2	16	0	3	2	2	25	(C)	
Over 24 Trunks	*	*	*	*	*	*	*	(C)	
Optional Features, Add 5 Days									

* To be established on a negotiated basis.

RECEIVED

MAR 15 1991

ADMINISTRATIVE DEPARTMENT
5454 WEST 110TH STREET
OVERLAND PARK, KANSAS 66211

ISSUE DATE:
March 15, 1991

Vice President-Administration
5454 West 110th Street
Overland Park, Kansas 66211

EFFECTIVE DATE:
March 25, 1991

ACCESS SERVICE

5. Ordering Options for Switched and Special Access Service (Cont'd)

5.6 Access Order Standard Intervals (Cont'd)

<u>SERVICE</u>	<u>APP</u>	<u>SID</u>	<u>CDLRD</u>	<u>RID</u>	<u>WOT</u>	<u>PTD</u>	<u>STD</u> <u>INT</u>
	<u>TO</u>	<u>TO</u>	<u>TO</u>	<u>TO</u>	<u>TO</u>	<u>TO</u>	
	<u>SID</u>	<u>DLRD</u>	<u>RID</u>	<u>WOT</u>	<u>PTD</u>	<u>DD</u>	

Switched Access Service (Cont'd)

3. Feature Group C

1 to 24 Trunks	2	16	0	3	2	2	25
Over 24 Trunks	*	*	*	*	*	*	*

Optional Features,
 Add 5 Days

4. Feature Group D

1 to 24 Trunks	2	16	0	3	2	2	25
Over 24 Trunks	*	*	*	*	*	*	*

With New High Capacity
 Interface Group (6 and 9)
 Add 20 Days

(C)

Optional Features,
 Add 10 Days


Directory Assistance Service

1 to 24 Trunks							
Over 24 Trunks	*	*	*	*	*	*	*

With New High Capacity
 Interface Group (6 and 9)
 Add 20 Days

(C)

* To be established on a negotiated basis.



ACCESS SERVICE

6. Switched Access Service

6.1 General

Switched Access Service, which is available to customers for their use in furnishing their services to end users, provides a two-point electrical communications path between a customer's premises and an end user's premises. It provides for the use of common terminating, common switching and switched transport facilities and common subscriber plant of the Telephone Company. Switched Access Service provides for the ability to originate calls from an end user's premises to a customer's premises, and to terminate calls from a customer's premises to an end user's premises. Specific references to material describing the elements of Switched Access Service are provided in 6.1.1 and 6.1.3 following. (D)

Rates and charges for Switched Access Service depend generally on its use by the customer, i.e., for MTS or WATS services, MTS-WATS equivalent services, or other services (e.g., foreign exchange service), and whether it is provided in a Telephone Company end office that is equipped to provide equal access (Feature Group D Access, described in 6.1.1(D) following. Rates and charges for Switched Access Service are set forth in the Price List following. The application of rates for Switched Access Service is described in 6.7 following. Rates and charges for services other than Switched Access Service, e.g., a customer's interLATA and intraLATA toll message service, may also be applicable when Switched Access Service is used in conjunction with these other services. Descriptions of such applicability are provided in 6.2.1(A)(7), 6.2.1(B)(3), 6.2.2(A)(5), 6.2.2(B)(3), 6.2.3(A)(5), 6.2.4(A)(4), 6.7.9 and 6.7.11 following.

6.1.1 Switched Access Service Arrangements and Manner of Provision

Switched Access Service is provided in seven service categories of standard and optional features called Feature Groups A through D, Interim 500 Access Service, Toll Free Code (TFC) Access Service, and 900 Access Service. They are differentiated by their technical characteristics, e.g., line side vs. trunk side connection at the Telephone Company entry switch, and the manner in which an end user accesses them in originating calls, e.g., with or without an access code. Following is a brief description of each type of Switched Access Service arrangement.

ACCESS SERVICE

6. Switched Access Service (Cont'd)

6.1 General (Cont'd)

6.1.1 Switched Access Service Arrangements and Manner of Provision
(Cont'd)

(A) Feature Group A (FGA)

FGA Access provides line side access to Telephone Company end office switches with an associated seven digit local telephone number for the customer's use in originating and terminating communications to an Interexchange Carrier's interstate service or a customer provided interstate communications capability. The customer must specify the Interexchange carrier to which the FGA service is connected or in the alternative, specify the means by which the FGA access communications is transported to another state. Special Access Services utilized for connection with FGA at Telephone Company designated WATS Serving Offices as set forth in 7. following may be ordered separately by a customer other than the customer which orders the FGA Switched Access Service. Special Access Services are ordered as set forth in 5.2 preceding. A more detailed description of FGA Access is provided in is provided in 6.2.1 following.

(B) Feature Group B (FGB)

FGB Access provides trunk side access either by direct trunks to Telephone Company end office switches, or between an access tandem and Telephone Company subtending end office switches, with an associated uniform 950-OXXX or 950-1XXX access code for the customer's use in originating and terminating communications to an Interexchange Carrier's interstate service or a customer provided interstate communications capability. The customer must specify the Interexchange Carrier to which the FGB service is connected, or in the alternative, specify the means by which the FGB access communications is transported to another state. Special Access Services utilized for connection with FGB at Telephone Company designated WATS Serving Offices as set for in 7. following may be ordered separately by a customer other than the customer which orders the FGB Switched Access Service. Special Access Services are ordered as set forth in 5.2 preceding. A more detailed description of FGB Access is provided in 6.2.2 following.

(C)
|
(C)

(Z)

MAR 15 1991

ISSUE DATE:
March 15, 1991

Vice President-Administration
5454 West 110th Street
Overland Park, Kansas 66211

EFFECTIVE DATE:
March 25, 1991

ACCESS SERVICE

6. Switched Access Service (Cont'd)

6.1 General (Cont'd)

(T)


6.1.1 Switched Access Service Arrangements and Manner of Provision (Cont'd)

(C) Feature Group C (FGC)

FGC Access, which is available only to providers of MTS and WATS, provides trunk side access to Telephone Company end office switches for the customer's use in originating and terminating communications. This service is available in all end offices which are not equipped for Feature Group D Local Switching. Existing FGC Access will be converted to FGD Access when it becomes available in an end office. Special Access Services utilized for connection with FGC at Telephone Company designated WATS Serving Offices as set forth in 7. following may be ordered separately by a customer other than the customer which orders the FGC Switched Access Service. Special Access Services are ordered as set forth in 5.2 preceding. A more detailed description of FGC Access is provided in 6.2.3 following.

(D) Feature Group D (FGD)

FGD Access, which is available to all customers, provides trunk side access to Telephone Company end offices switches with an associated 101XXXX access code for the customer's use in originating and terminating communications. Special access Services utilized for connection with FGD at Telephone Company designated WATS Serving Offices as set forth in 7. following may be ordered separately by a customer other than the customer that orders the FGD Switched Access Service. Special Access Services are ordered as set forth in 5.2 preceding. A more detailed description of FGD Access is provided in 6.2.4 following.



ISSUE DATE:
March 3, 2008

Mark D. Harper
Director-State Regulatory

EFFECTIVE DATE:
March 13, 2008

ACCESS SERVICE

6. Switched Access Service (Cont'd)

6.1 General (Cont'd)

6.1.1 Switched Access Service Arrangements and Manner of Provision (Cont'd)

(E) Toll Free Code (TFC) Access Service


TFC Access Service is an originating service that is provided via TFC Access Service switched trunk groups, or may be provided in conjunction with FGB, FGC, or FGD. The service provides for the forwarding of end user dialed TFC calls to a Telephone Company Service Switching Point (SSP) which will initiate a query to the Telephone Company's TFC data base to perform the customer identification function. The call is forwarded to the appropriate customer based on the dialed TFC number. The customer has the option of having the TFC dialed number (e.g., 8XX NXX-XXXX) or, if the TFC to local exchange number translation optional feature is specified, a translated ten digit local exchange number (i.e., NPA NXX-XXXX) delivered to the customer premises.

(T)

When TFC Access Service traffic is combined in the same trunk group arrangement with other traffic, usage for the TFC Access Service traffic will be aggregated with the other traffic for billing purposes. When separate trunk groups are provided for TFC Access Service, usage will be provided separately. A more detailed description of TFC Access Service is as set forth in 6.2.5.

(F) 900 Access Service

900 Access Service is an originating service that is provided via 900 Access Service switched trunk groups, or may be provided in conjunction with FGC or FGD. The Service provides the customer identification function (900 NXX screening) based on the first six digits of the dialed 900 number. When a 1+900+NXX+XXXX or 0+500+NXX+XXXX call is originated by an end user, a customer identification function determines the customer to which the call is to be routed based on the NXX dialed.



ACCESS SERVICE

6. Switched Access Service (Cont'd)

6.1 General (Cont'd)

6.1.1 Switched Access Service Arrangements and Manner of Provision (Cont'd)

(F) 900 Access Service (Cont'd)

When a customer requests that the Telephone Company open a 900 NXX access code for exchanges served by the Telephone Company within a specified state, LATA or service area subtending an access tandem, the order must include the provisioning of all Telephone Company offices within that state, LATA or all offices subtending the specified access tandem.

When 900 Access Service traffic is combined in the same trunk group arrangement with other traffic, usage for the 000 Access Service traffic will be aggregated with the other traffic for billing purposes. When separate trunk groups are provided for 900 Access Service, usage will be provided separately. A more detailed description of 900 Access Service is as set forth in 6.2.6.

(G) Interim 500 Access Service (Cont'd)

(N)

Interim 500 Access Service is an originating service that is provided via Interim 500 Access Service switched trunk groups, or may be provided in conjunction with FGC or FGD. The Service provides the customer identification function (500 NXX screening) based on the first six digits of the dialed 500 number. When a 1+500+NXX+XXXX or 0+500+NXX+XXXX call is originated by an end user, a customer identification function determines the customer to which the call is to be routed based on the NXX dialed.

When a customer requests that the Telephone Company open a 500 NXX access code for exchanges served by the Telephone Company within a specified state, LATA or service area subtending an access tandem, the order must include the provisioning of all Telephone Company offices within that state, LATA or all offices subtending the specified access tandem.

(N)



Certain material originally found on this page now appears on Original Page 133.2.

ISSUE DATE:
March 19, 1996

John L. Roe
Vice President
5454 West 110th Street
Overland Park, Kansas 66211

EFFECTIVE DATE:
March 29, 1996

ACCESS SERVICE

6. Switched Access Service (Cont'd)

6.1 General (Cont'd)


6.1.1 Switched Access Service Arrangements and Manner of Provision
(Cont'd)

(G) Interim 500 Access Service (Cont'd)

When Interim 500 Access Service traffic is combined in the same trunk group arrangement with other traffic, usage for the interim 500 Access Service traffic will be aggregated with the other traffic for billing purposes. When separate trunk groups are provided for Interim 500 Access Service, usage will be provided separately. A more detailed description of Interim 500 Access Service is as set forth in 6.2.7.

(H) Manner of Provision

Switched Access is furnished in either quantities of lines or trunks. **FGA Access is furnished on a per-line (C) basis, and FGB, FGC and FGD are furnished on a per-trunk basis. (C)**



ISSUE DATE:
August 15, 2000

Rudolph R. Povirk, Jr.
Director-Carrier Tariffs

EFFECTIVE DATE:
August 25, 2000

ACCESS SERVICE

6. Switched Access Service (Cont'd)

6.1 General (Cont'd)


6.1.1 Switched Access Service Arrangements and Manner of Provision (Cont'd)

(H) Manner of Provision (Cont'd)

Trunks are differentiated by type and directionality of traffic carried over a Switched Access Service arrangement. Differentiation of traffic is necessary for the Telephone Company to properly design Switched Access Service to meet the traffic carrying capacity requirement of the customer. (C)

There are three major traffic types. These are Originating, Terminating and Directory Assistance. Originating traffic type represents access capacity within a LATA for carrying traffic from the end user to the customer; Terminating traffic type represents access capacity within a LATA for carrying traffic from the customer to the end user; and, Directory Assistance traffic type represents access capacity within an exchange for carrying Directory Assistance traffic from the customer to a Directory Assistance location. When ordering capacity for FGB Access, FGC Access or FGD Access, the customer must at a minimum specify such access capacity in terms of Originating traffic type and/or Terminating traffic type. Directory Assistance Access Service is ordered as set forth in 9. following.

Because some customers will wish to further segregate their originating FGC or FGD traffic into separate trunk groups, Originating traffic type is further categorized into Domestic, 500, TFC, 900, Operator, and IDDD. Domestic traffic type represents access capacity for carrying only domestic



ACCESS SERVICE

6. Switched Access Service (Cont'd)

6.1 General (Cont'd)

6.1.1 Switched Access Service Arrangements and Manner of Provision (Cont'd)

(H) Manner of Provision (Cont'd)

traffic other than 500, TFC, 900 and Operator traffic; 500, TFC, 900 and Operator traffic types represent access capacity for carrying, respectively, only 500, TFC, 900 or Operator traffic. When ordering such types of access capacity, the customer must specify Domestic 500, TFC, 900, Operator, or IDDD traffic type. (C)


6.1.2 Reserved For Future Use

6.1.3 Rate Categories

There are four rate categories which apply to Switched Access Service:

- Interconnection Charge (described in 6.1.3(A) following)
- Switched Transport (described in 6.1.3(B) following)
- Local Switching (described in 6.1.3(C) following)
- Common Line (described in Section 3. preceding) (T)

In addition to these four rate categories, there is an Information Surcharge that applies to all Switched Access Service Arrangements. The description and application of this charge is set forth in 6.7.14 following. There are also charges that apply only to Interim 500, TFC and 900 Access Service. The description and application of TFC Access Service charges are set forth in 6.1.3(D) and 6.7.1(C)(3) following. The description and application of 900 Access Service charges are set forth in 6.1.3(F), 6.7.1(C)(4), and 6.7.15 following. The description and application of 500 Access Service charges are set forth in 6.1.3(G), 6.7.1(C)(5), and 6.7.15 following. (T)



ISSUE DATE:
April 20, 2000

Rudolph R. Povirk, Jr.
Director-Carrier Tariffs

EFFECTIVE DATE:
April 30, 2000

ACCESS SERVICE

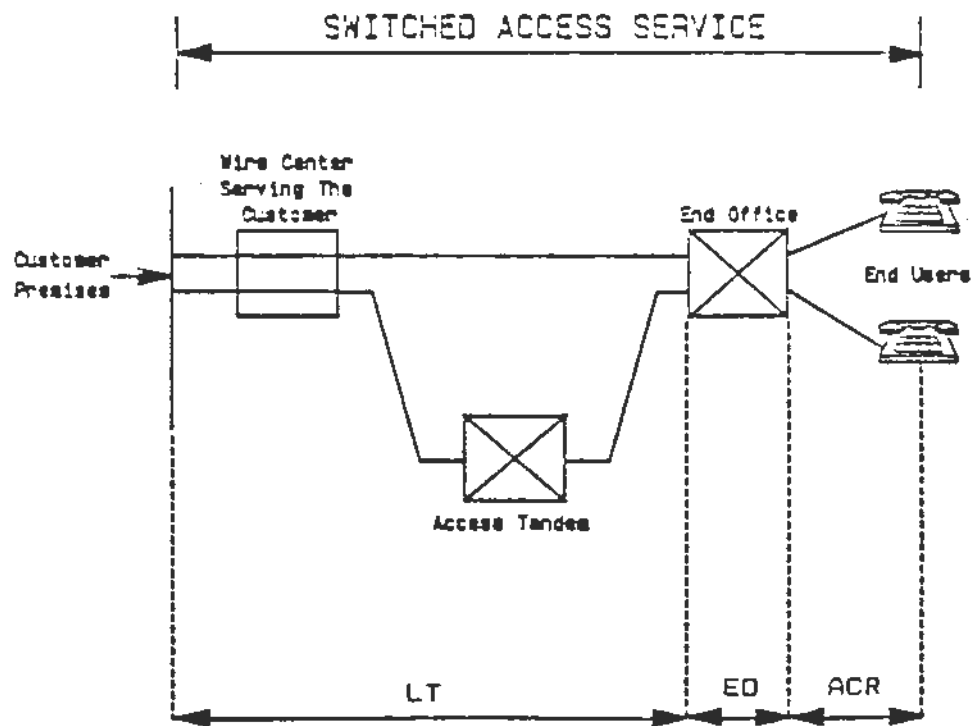


6. Switched Access Service (Cont'd)

6.1 General (Cont'd)

6.1.3 Rate Categories (Cont'd)

The following diagram depicts a generic view of the components of Switched Access Service and the manner in which the components are combined to provide a complete access service. The customer (shown on the far left in the diagram) orders Switched Access Service to a Telephone Company end office switch ("End Office" in the diagram) to allow end users served by that end office switch to place calls to, or receive calls from, the customer's premises.



LT - Local Transport
ED - End Office
ACR - Access Charge Residual

ACCESS SERVICE

6. Switched Access Service (Cont'd)

6.1 General (Cont'd)

6.1.3 Rate Categories (Cont'd)

(A) Reserved for Future Use

(C)

(D)

(D)

(B) Local Transport

The Local Transport rate category provides the transmission facilities between the customer's premises and the end office switch(es) where the customer's traffic is switched to originate or terminate the customer's communications. For purposes of determining Local Transport mileage, distance will be measured from the wire center that normally serves the customer's premises to the end office switch(es). Exceptions to the mileage measurement rules are set forth in 6.7.13 following.

Local Transport is a two-way voice frequency transmission path composed of facilities determined by the Telephone Company. The two-way voice frequency transmission path permits the transport of calls in the originating direction (from the end user end office switch to the customer's premises) and in the terminating direction (from the customer's premises to the end office switch), but not simultaneously. The voice frequency transmission path may be comprised of any form or configuration of plant capable of and typically used in the telecommunications industry for the transmission of voice and associated telephone signals within the frequency bandwidth of approximately 300 to 3000 Hz.

The Telephone Company will work cooperatively with the customers in determining (1) whether the service is to be routed directly to an end office switch or through an access tandem switch, and (2) directionality of the service.

RECEIVED

MAR 30 1993

ACCT. & ENCL. DEPARTMENT
Nebr. Public Service Commission

ISSUE DATE:
March 29, 1993

Vice President - Administration
5454 West 110th Street
Overland Park, Kansas 66211

EFFECTIVE DATE:
April 8, 1993

ACCESS SERVICE

6. Switched Access Service (Cont'd)

6.1 General (Cont'd)

6.1.3 Rate Categories (Cont'd)

(B) Switched Transport (Cont'd)

(1) Entrance Facility

An Entrance Facility provides the communication path between a customer's premises and the Telephone Company's serving wire center for that premise. The Entrance Facility is dedicated to the use of a single customer and is available for use with all line side and trunk side Switched Access services. An Entrance Facility is provided even if the customer's premises and the serving wire center are located in the same building.

The Entrance Facility rate element includes the transmission medium of the facility as well as certain circuit equipment that is used at the ends of the facility and employed to provision the channels on the transmission medium. The Entrance Facility rate element also includes an Interface Group, as set forth in 6.4.3 following, which defines the technical characteristics and types of signaling capability associated with the connection (i.e., voice grade, **DS1, DS3 or STS1**) that comprises the entrance Facility. The following types of Entrance Facility are available:

(C)

(a) Voice Grade Entrance Facility

Voice Grade Entrance Facility is provided in quantities of channels. Each Voice Grade channel provides voice frequency transmission capability in the nominal frequency range of 300 to 3000 Hz and may be terminated two-wire or four-wire. When a single Voice Grade channel is ordered to be terminated at a customer's premises where the premises is all-digital and requires a minimum digital interface level of 1.544 Mbps, the Telephone Company will provide the required interface where facilities are available.

Technical Specifications for Voice Grade may be found in Technical Reference Publications TR-NWT-000335 and MDP-326-584.



ACCESS SERVICE

6. Switched Access Service (Cont'd)

6.1 General (Cont'd)

6.1.3 Rate Categories (Cont'd)

(B) Switched Transport (Cont'd)


(1) Entrance Facility (Cont'd)

(d) STS1 Entrance Facility

Synchronous Transport Signal Level 1 (STS1) channels provide for the SONET transmission of 51.84 Mbps of data. The signal consists of overhead and a Synchronous Payload Envelope (SPE). The overhead portion of the signal is used for controlling, framing and maintaining the signal. The SPE contains the customer information.

STS1 is provisioned over the Telephone Company's SONET network and may be configured as a stand alone two-point service or connected to an OC level SONET service (e.g., switched OptiPoint Service) or hubbed to an STS1/DS1 Multiplexer.

Customers ordering STS1 service must specify the interface requested (i.e., STS1 interface or DS3 interface) and how the signal is to be formatted (i.e., STS1, STS1 with VT1.5 mapping, or STS1 with DS3 mapping). An STS1 with VT1.5 mapping can be multiplexed to 28 DS1s using the STS1/DS1 Multiplexing optional feature set forth in 6.1.3(B)(5)(d) following. Virtual Tributary (VT) mapping is a SONET structure designed for the transport of sub-STS1 payloads. A DS1 is mapped into the SONET format using a VT1.5 as a packaging mechanism that is internal to the SONET signal.



ACCESS SERVICE

6. Switched Access Service (Cont'd)

6.1 General (Cont'd)

6.1.3 Rate Categories (Cont'd)

(B) Switched Transport (Cont'd)


(1) Entrance Facility (Cont'd)

(d) STS1 Entrance Facility (Cont'd)

Current SONET standards do not provide for asynchronous DS3 to DS1 multiplexing. An STS1 may be mapped for either one DS3 or 28 DS1s. However, individual DS1s within a DS3 are not accessible within the SONET architecture, and their performance cannot be guaranteed for this reason. When the customer requests that an STS1 be mapped as a DS3 multiplexed to the DS1 level, a DS3 to DS1 multiplexing arrangement, as set forth in 6.1.3(B)(5)(d) following will be required.

STS1 Entrance Facility rates may vary based on distance. The mileage used to determine the monthly rate for entrance facilities located outside a Telephone Company Central Office is the airline distance between the customer's designated premises and the Telephone Company serving wire center. The mileage measurement is determined by utilizing exchange maps and mileage tables located in designated Telephone Company offices for such purposes.

STS1 service is provided where SONET facilities are available with sufficient bandwidth capacity to meet the customer's request.



ACCESS SERVICE

6. Switched Access Service (Cont'd)

6.1 General (Cont'd)

6.1.3 Rate Categories (Cont'd)

(B) Switched Transport (Cont'd)

(3) Tandem-Switched Transport

Tandem-Switched Transport provides the communication path between the access tandem and an end office that subtends that tandem, and includes tandem switching functions. Tandem-Switched Transport is available for use with all trunk side Switched Access services. Tandem-Switched Transport is not available for use with line side Switched Access services. For examples of Tandem Switched Transport see Section 2.4.8 preceding.

Effective July 1, 2021, as established in the 8YY Access Charge Reform (FCC 20-143), existing tandem switching charges and transport charges for originating 8YY traffic are eliminated and a single joint tandem switched access service rate element for 8YY originating access service is established. The 8YY originating Joint Tandem Switched Transport rate is provided at the rates set forth in 1.3.2(C)(4).

(N)
|
(N)

Tandem-Switched Transport provides for the transmission facilities between the access tandem and an end office that subtends the tandem. Tandem-Switched Transport is composed of five sub elements:

(a) Tandem-Switched Transmission, which provides for the transmission facilities from the Telephone Company's access tandem switch to an end office subtending that tandem. This includes the transmission medium itself as well as certain circuit equipment that is used at the ends of the interoffice links and employed to derive the channels on the transmission medium, and circuit equipment used within the network to manage the circuits at intermediate locations.

The Telephone Company applies a 50% billing percentage to the Tandem-Switched Transport termination (fixed) rate on jointly-owned circuits, and applies 100% on wholly-owned circuits. When the Tandem-Switched Transport Facility is zero (i.e., collocated serving wire centers), neither the Tandem-Switched Transport Facility (per mile) rate nor the Tandem-Switched Transport Termination (fixed) rate will apply.

(b) Tandem Switching, which provides for use of the Telephone Company's access tandem.

ISSUE DATE:
June 21, 2021

Chantel Bosworth
Director – Government Operations
Monroe, Louisiana

EFFECTIVE DATE:
July 1, 2021

NE2021-09

ACCESS SERVICE

6. Switched Access Service (Cont'd)

6.1 General (Cont'd)

6.1.3 Rate Categories (Cont'd)

(B) Switched Transport (Cont'd)

(3) Tandem-Switched Transport

- (c) Common Transport Multiplexing provides for the use of the multiplexing equipment at the remote, the end office, and at the access tandem. The common transport multiplexing rate element is assessed on a per minute of use basis at both the end office and tandem.
- (d) Dedicated Transport Multiplexing provides for the use of multiplexing equipment at the end office and access tandem. The dedicated transport multiplexing rate element is a flat rated charge and is assessed at both the end office and tandem. Dedicated transport multiplexing is provided at the rates set forth in the Price List following for DS3 to DS1 multiplexing.
- (e) Dedicated Trunk Port

The Dedicated Trunk Port provides for termination of a dedicated trunk as a trunk side arrangement to an end office or provides access into the access tandem at the serving wire center side of the switch.

(C)
|
(C)


Switched Transport is provided at the rates and charges as set forth in the Price List following. The application of these rates with respect to individual Switched Access Service Arrangements is set forth in 6.7.1(D) following.

The number of Switched Transport transmission paths and terminations provided is based on the customer's order and is determined by the Telephone Company as set forth in 6.5.5 following.

ISSUED:
October 5, 2015

Gary L. Kepley
Director, Regulatory Operations
600 New Century Parkway
New Century, KS 66031

EFFECTIVE:
October 15, 2015



ACCESS SERVICE

6. Switched Access Service (Cont'd)

6.1 General (Cont'd)

6.1.3 Rate Categories (Cont'd)

(B) Local Transport (Cont'd)

(2) Interface Groups (Cont'd)



As a result of the customer's access order and the type of Telephone Company transport facilities serving the customer's premises, the need for signaling conversions or two-wire to four-wire conversions, or the need to terminate digital or high frequency facilities in channel bank equipment may require that Telephone Company equipment be placed at the customer's premises. For example, if a voice frequency interface is ordered by the customer and the Telephone Company facilities serving the customer's premises are digital, then Telephone Company channel bank equipment must be placed at the customer's premises in order to provide the voice frequency interface ordered by the customer.

Interface Group 1 is provided with Type C Transmission Specifications, and Interface Groups 2 through 10 are provided with Type A or B Transmission Specifications, depending on the Feature Group and whether the Access Service is routed directly or through an access tandem. All interface Groups are provided with Data Transmission Parameters.

ACCESS SERVICE

6. Switched Access Service (Cont'd)

6.1 General (Cont'd)

6.1.3 Rate Categories (Cont'd)

(B) Local Transport (Cont'd)

(2) Interface Groups (Cont'd)



Only certain premises interfaces are available at the customer's premises. The premises interfaces associated with the Interface Groups may vary among Feature Groups. The various premises interfaces which are available with the Interface Groups, and the Feature Groups with which they may be used, are set forth in 6.1.3(B)(2)(k) following.

(a) Interface Group 1 (USOC TPPIX)

Interface Group 1, except as set forth in the following, provides two-wire analog voice frequency transmission at the point of termination at the customer's premises. The interface is capable of transmission of voice and associated telephone signals within the frequency bandwidth of approximately 300 to 3000 Hz.

Interface Group 1 is not provided in association with FGC and FGD when the first point of switching is an access tandem. In addition, Interface Group 1 is not provided in association with FGB, FGC or FGD when the first point of switching provides only four-wire terminations.

The transmission path between the point of termination at the customer's premises and the first point of switching may be comprised of any form or configuration of plant capable of and typically used in the telecommunications industry for the transmission of voice and associated telephone signals within the frequency bandwidth of 300 to 3000 Hz.

ACCESS SERVICE

6. Switched Access Service (Cont'd)

6.1 General (Cont'd)

6.1.3 Rate Categories (Cont'd)

(B) Local Transport (Cont'd)

(2) Interface Groups (Cont'd)

(a) Interface Group 1 (USOC TPP1X) (Cont'd)

The interface is provided with loop supervisory signaling. When the interface is associated with FGA, such signaling will be loop start or ground start signaling. When the interface is associated with FGB, FGC or FGD, such signaling, except for two-way calling which is E&M signaling, will be reverse battery signaling.

(b) Interface Group 2 (USOC TPP2X)

Interface Group 2 provides four-wire analog voice frequency transmission at the point of termination at the customer's premises. The interface is capable of transmission of voice and associated telephone signals within the frequency bandwidth of approximately 300 to 3000 Hz.

The transmission path between point of termination at the customer's premises and the first point of switching may be comprised of any form or configuration of plant capable of and typically used in the telecommunications industry for the transmission of voice and associated telephone signals within the frequency bandwidth of approximately 300 to 3000 Hz.

The interface is provided with loop supervisory signaling. When the interface is associated with FGA, such signaling will be loop start or ground start signaling. When the interface is associated with FGB, FGC or FGD, such signaling, except for two-way calling which is E&M signaling, will be reverse battery signaling.



ACCESS SERVICE

6. Switched Access Service (Cont'd)

6.1 General (Cont'd)

6.1.3 Rate Categories (Cont'd)

(B) Local Transport (Cont'd)

(2) Interface Groups (Cont'd)

(c) Interface Group 3 (USOC TPP3X)

Interface Group 3 provides group level analog transmission at the point of termination at the customer's premises. The interface is capable of transmitting electrical signals between the frequencies of 60 to 108 kHz, with the capability to channelize up to 12 voice frequency transmission paths. Certain frequencies within the bandwidth of the Interface Group are reserved for Telephone Company use, e.g., pilot and carrier group alarm tones. Before the first point of switching, the Telephone Company will provide multiplex equipment to derive 12 transmission paths of frequency bandwidth of approximately 300 to 3000 Hz.

The interface is provided with individual transmission path SF supervisory signaling.

(d) Interface Group 4 (USOC TPP4X)

Interface Group 4 provides supergroup level analog transmission at the point of termination at the customer's premises. The interface is capable of transmitting electrical signals between the frequencies of 312 to 552 kHz, with the capability to channelize up to 60 voice frequency transmission paths. Certain frequencies within the bandwidth of the Interface Group are reserved for Telephone Company use, e.g., pilot and carrier group alarm tones. Before the first point of switching, the Telephone Company will provide multiplex and channel bank equipment to derive 60 transmission paths of frequency bandwidth of approximately 300 to 3000 Hz.



ISSUE DATE:
September 15, 1987

Vice President-Revenues
6666 West 110th Street
Overland Park, Kansas 66211

EFFECTIVE DATE:
October 1, 1987

ACCESS SERVICE

6. Switched Access Service (Cont'd)

6.1 General (Cont'd)

6.1.3 Rate Categories (Cont'd)

(B) Local Transport (Cont'd)

(2) Interface Groups (Cont'd)

(d) Interface Group 4 (USOC TPP4X) (Cont'd)

The interface is provided with individual transmission path SF supervisory signaling.


(e) Interface Group 5 (USOC TPP5X)

Interface Group 5 provides mastergroup level analog transmission at the point of termination at the customer's premises. The interface is capable of transmitting electrical signals between the frequencies of 564 to 3084 kHz, with the capability to channelize up to 600 voice frequency transmission paths. Certain frequencies within the bandwidth of the Interface Group are reserved for Telephone Company use, e.g., pilot and carrier group alarm tones. Before the first point of switching, the Telephone Company will provide multiplex and channel bank equipment to derive 600 transmission paths of frequency bandwidth of approximately 300 to 3000 Hz.

The interface is provided with individual transmission path SF supervisory signaling.

(f) Interface Group 6 (USOC TPP6X)

Interface Group 6 provides DS1 level digital transmission at the point of termination at the customer premises. The interface is capable of transmitting electrical signals at a nominal 1.544 Mbps, with the capability to channelize up to 24 voice frequency transmission paths. Before the first point of switching, when analog switching



ACCESS SERVICE

6. Switched Access Service (Cont'd)

6.1 General (Cont'd)

6.1.3 Rate Categories (Cont'd)

(B) Local Transport (Cont'd)

(2) Interface Groups (Cont'd)


(f) Interface Group 6 (USOC TPP6X) (Cont'd)

utilizing analog terminations is provided, the Telephone Company will provide multiplex and channel bank equipment to derive 24 transmission paths of a frequency bandwidth of approximately 300 to 3000 Hz. When digital switching or analog switching with digital carrier terminations is provided, the Telephone Company will provide, at the first point of switching, a DS1 signal in D3/D4 format.

The interface is provided with individual transmission path bit stream supervisory signaling.

(g) Interface Group 7 (USOC TPP7X)

Interface Group 7 provides DS1C level digital transmission at the point of termination at the customer's premises. The termination is capable of transmitting electrical signals at a nominal 3.152 Mbps, with the capability to channelize up to 48 voice frequency transmission paths. Before the first point of switching, when analog switching utilizing analog terminations is provided, the Telephone Company will provide multiplex and channel bank equipment to derive up to 48 voice frequency transmission paths of a frequency bandwidth of approximately 300 to 3000 Hz. When digital switching or analog switching with digital carrier terminations is provided, the Telephone Company will provide, at the first point of switching, DS1 signals in D3/D4 format.



ISSUE DATE:
September 15, 1987

Vice President-Revenues
6666 West 110th Street
Overland Park, Kansas 66211

EFFECTIVE DATE:
October 1, 1987

ACCESS SERVICE

6. Switched Access Service (Cont'd)

6.1 General (Cont'd)

6.1.3 Rate Categories (Cont'd)

(B) Local Transport (Cont'd)

(2) Interface Groups (Cont'd)

(g) Interface Group 7 (USOC TPP7X) (Cont'd)

The interface is provided with individual transmission path bit stream supervisory signaling.


(h) Interface Group 8 (USOC TPP8X)

Interface Group 8 provides DS2 level digital transmission at the point of termination at the customer's premises. The interface is capable of transmitting electrical signals at a nominal 6.312 Mbps, with the capability to channelize up to 96 voice frequency transmission paths. Before the first point of switching, when analog switching utilizing analog terminations is provided, the Telephone Company will provide multiplex and channel bank equipment in its office to derive up to 96 transmission paths of a frequency bandwidth of approximately 300 to 3000 Hz. When digital switching, or analog switching with digital carrier terminations is provided, the Telephone Company will provide, at the first point of switching, DS1 signals in D3/D4 format.

The interface is provide with individual transmission path bit stream supervisory signaling.

(i) Interface Group 9 (USOC TPP9X)

Interface Group 9 provides DS3 level digital transmission at the point of termination at the customer's premises. The interface is capable of transmitting electrical signals at a nominal 44.736 Mbps, with the capability to channelize up to 672 voice frequency transmission paths. Before the



ACCESS SERVICE

6. Switched Access Service (Cont'd)

6.1 General (Cont'd)

6.1.3 Rate Categories (Cont'd)

(B) Local Transport (Cont'd)

(2) Interface Groups (Cont'd)

(i) Interface Group 9 (USOC TPP9X) (Cont'd)

first point of switching, when analog switching utilizing analog terminations is provided, the Telephone Company will provide multiplex and channel bank equipment to derive up to 672 transmission paths of a frequency bandwidth of approximately 300 to 3000 Hz. When digital switching, or analog switching with digital carrier terminations is provided, the Telephone Company will provide, at the first point of switching, DSI signals in D3/D4 format.

The interface is provided with individual transmission path bit stream supervisory signaling.

(j) Interface Group 10 (USOC TPPAX)

Interface Group 10 provides DS4 level digital transmission at the point of termination at the customer's premises. The interface is capable of transmitting electrical signals at a nominal 274.176 Mbps, with the capability to channelize up to 4032 voice frequency transmission paths. Before the first point of switching, when analog switching utilizing analog terminations is provided, the Telephone Company will provide multiplex and channel bank equipment to derive up to 4032 transmission paths of a frequency bandwidth of approximately 300 to 3000 Hz. When digital switching or analog switching with digital carrier terminations is provided, the Telephone Company will provide, at the first point of switching, DSI signals in D3/D4 format.



ACCESS SERVICE

6. Switched Access Service (Cont'd)

6.1 General (Cont'd)

6.1.3 Rate Categories (Cont'd)

(B) Local Transport (Cont'd)

(2) Interface Groups (Cont'd)


(j) Interface Group 10 (USOC TPPAX) (Cont'd)

The interface is provided with individual transmission path bit stream supervisory signaling.

(k) Available Premises Interface Codes

Following is a matrix showing, for each Interface Group, which premises interface codes are available as a function of the Telephone Company switch supervisory signaling and Feature Group. For explanations of these codes, see 7.3.1 following.

<u>Interface Group</u>	<u>Telephone Company Switch Supervisory Signaling</u>	<u>Premises Interface Code</u>	<u>Feature Group</u>			
			<u>A</u>	<u>B</u>	<u>C</u>	<u>D</u>
1	LO	2LS2	X			
	LO	2LS3	X			
	GO	2GS2	X			
	GO	2GS3	X			
	LO, GO	2DX3	X	X	X	X
	LO, GO	4EA3-E	X	X	X	X
	LO, GO	4EA3-M	X	X	X	X
	LO, GO	6EB3-E	X	X	X	X
	LO, GO	6EB3-M	X	X	X	X
	RV, EA, EB, EC	2DX3		X	X	X
	RV, EA, EB, EC	4EA3-E		X	X	X
	RV, EA, EB, EC	4EA3-M		X	X	X
	RV, EA, EB, EC	6EB3-E		X	X	X
	RV, EA, EB, EC	6EB3-M		X	X	X
	EA, EB, EC	6EC3		X	X	X
	RV	2RV3-O		X	X	X
	RV	2RV3-T		X	X	X



ACCESS SERVICE

6. Switched Access Service (Cont'd)


6.1 General (Cont'd)

6.1.3 Rate Categories (Cont'd)

(B) Local Transport (Cont'd)

(2) Interface Groups (Cont'd)

(k) Available Premises Interface Codes (Cont'd)



Interface Group	Telephone Company Switch Supervisory Signaling	Premises Interface Code	Feature Group			
			A	B	C	D
2	LO, GO	4SF2	X	X	X	X
	LO, GO	4SF3	X	X	X	X
	LO	4LS2	X			
	LO	4LS3	X			
	LO	6LS2	X			
	GO	4GS2	X			
	GO	4GS3	X			
	GO	6GS2	X			
	LO, GO	4DX2	X	X	X	X
	LO, GO	4DX3	X	X	X	X
	LO, GO	6EA2-E	X	X	X	X
	LO, GO	6EA2-M	X	X	X	X
	LO, GO	8EB2-E	X	X	X	X
	LO, GO,	8EB2-M	X	X	X	X
	LO, GO	6EX2-B	X			
	RV, EA, EB, EC	4SF2		X	X	X
	RV, EA, EB, EC	4SF3		X		
	RV, EA, EB, EC	4DX2		X	X	X
	RV, EA, EB, EC	4DX3		X		
	RV, EA, EB, EC	6DX2			X	
	RV, EA, EB, EC	6EA2-E		X	X	X
	RV, EA, EB, EC	6EA2-M		X	X	X
	RV, EA, EB, EC	8EB2-E		X	X	X
	RV, EA, EB, EC	8EB2-M		X	X	X
	EA, EB, EC	8EC2-M		X	X	X
	RV	4RV2-O		X	X	X
	RV	4RV2-T		X	X	X
	RV	4RV3-O		X	X	
	RV	4RV3-T		X	X	

ISSUE DATE:
September 15, 1987

Vice President-Revenues
6666 West 110th Street
Overland Park, Kansas 66211

EFFECTIVE DATE:
October 1, 1987

ACCESS SERVICE

6. Switched Access Service (Cont'd)

6.1 General (Cont'd)

6.1.3 Rate Categories (Cont'd)

(B) Local Transport (Cont'd)

(2) Interface Groups (Cont'd)

(k) Available Premises Interface Codes (Cont'd)



Interface Group	Telephone Company Switch Supervisory Signaling	Premises Interface Code	Feature Group			
			A	B	C	D
3	LO, GO	4AH5-B	X	X	X	X
	RV, EA, EB, EC	4AH5-B		X	X	X
4	LO, GO	4AH6-C	X	X	X	X
	RV, EA, EB, EC	4AH6-C		X	X	X
5	LO, GO	4AH6-D	X	X	X	X
	RV, EA, EB, EC	4AH6-D		X	X	X
6	LO, GO	4DS9-15	X			
	LO, GO	4DS9-15L	X			
	RV, EA, EB, EC	4DS9-15		X	X	X
	RV, EA, EB, EC	4DS9-15L		X	X	X
7	LO, GO	4DS9-31	X			
	LO, GO	4DS9-31L	X			
	RV, EA, EB, EC	4DS9-31		X	X	X
	RV, EA, EB, EC	4DS9-31L		X	X	X
8	LO, GO	4DS0-63	X			
	LO, GO	4DS0-63L	X			
	RV, EA, EB, EC	4DS0-63		X	X	X
	RV, EA, EB, EC	4DS0-63L		X	X	X
9	LO, GO	4DS6-44	X			
	LO, GO	4DS6-44L	X			
	RV, EA, EB, EC	4DS6-44		X	X	X
	RV, EA, EB, EC	4DS6-44L		X	X	X

ISSUE DATE:
September 15, 1987

Vice President-Revenues
6666 West 110th Street
Overland Park, Kansas 66211

EFFECTIVE DATE:
October 1, 1987

ACCESS SERVICE

6. Switched Access Service (Cont'd)

6.1 General (Cont'd)

6.1.3 Rate Categories (Cont'd)


(B) Switched Transport (Cont'd)

(4) Nonchargeable Optional Features

Where transmission facilities permit, the Telephone Company will, at the option of the customer, provide the following optional features in association with the Interface Groups listed in 6.4.3(A) through 6.4.3(E) following. Only those Interface Groups referenced with each optional feature will be provided with that feature. (T)

(a) Supervisory Signaling

Where the transmission parameters permit, and where signaling conversion is required by the customer to meet its signaling capability, the customer may order an optional supervisory signaling arrangement for each transmission path provided as follows:



ACCESS SERVICE

6. Switched Access Service (Cont'd)

6.1 General (Cont'd)

6.1.3 Rate Categories (Cont'd)

(B) Switched Transport (Cont'd)

(4) Nonchargeable Optional Features (Cont'd)

(a) Supervisory Signaling (Cont'd)

- For Interface Groups 1 and 2

DX Supervisory Signaling,
E&M Type I Supervisory Signaling
E&M Type II Supervisory Signaling
E&M Type III Supervisory Signaling

- For Interface Group 2

SF Supervisory Signaling, or
Tandem Supervisory Signaling

- For Interface Groups 6 and 9

(T)

These Interface Groups may, at the option of the customer, be provided with individual transmission path SF supervisory signaling where such signaling is available in Telephone Company central offices. Generally such signaling is available only where the entry switch provides an analog, i.e., nondigital, interface to the transport termination and a portion of the facility between the analog entry switch and the customer's premises is analog. These supervisory signaling arrangements are not available in combination with the SS7 Signaling feature described in Section 6.3EE following.


(N)

(N)

(b) Improved Return Loss

This feature provides Improved Return Loss, expressed as Echo Return Loss and Singing Return Loss, on two-wire ports of a four-wire Point of Termination. The specific parameters guaranteed are set forth in 6.4.1 following. This feature is available with all Feature Groups.

(T)



ACCESS SERVICE

6. Switched Access Service (Cont'd)

6.1 General (Cont'd)

6.1.3 Rate Categories (Cont'd)


(B) Switched Transport (Cont'd)

(4) Nonchargeable Optional Features (Cont'd)

(c) Data Transmission Parameters

Where transmission facilities permit, the Customer may order Data Transmission Parameters for each transmission path in association with Interface Groups 1, 2, 6 and 9. This feature includes the provision of trouble testing by the Telephone company, either independently or cooperatively with the Customer, of parameters normally associated with data transmission. The Telephone Company will, upon receipt of a trouble report from the Customer, conduct tests either independently or cooperatively with the Customer as appropriate, and take any necessary action to insure that the parameters set forth in Section 6.4.2(A) or 6.4.2(B) are met. In those cases where the Customer specifically requests that Telephone Company personnel conduct tests, Maintenance Service charges will be imposed where applicable in accordance with Section 13.1.9.

(T)



ACCESS SERVICE

6. Switched Access Service (Cont'd)

6.1 General (Cont'd)

6.1.3 Rate Categories (Cont'd)

(B) Local Transport (Cont'd)


(4) Chargeable Optional Features

(a) Provision of Other Than Telephone Company
Selected Traffic Routing

This option allows the customer to specify a particular traffic routing for trunk groups in lieu of Telephone Company selected routing, i.e., the customer may specify that the routing be on a direct trunk basis or via an access tandem. It is available with Feature Groups B, C, D, and Interim 500, TFC, and 900 (C) Access Service.

(b) Customer Specification of Feature Group
Directionality

This option allows the customer to specify that the operation of a trunk group will be one-way originating or terminating calling in lieu of Telephone Company selected two-way calling or, alternatively, that operation will be two-way calling in lieu of Telephone Company selected one-way calling. It is available with Feature Groups B, C and D.



ISSUE DATE:
March 19, 1996

John L. Roe
Vice President
5454 West 110th Street
Overland Park, Kansas 66211

EFFECTIVE DATE:
March 29, 1996

ACCESS SERVICE

6. Switched Access Service (Cont'd)

6.1 General (Cont'd)

6.1.3 Rate Categories (Cont'd)

(B) Switched Transport (Cont'd)

(5) Chargeable Optional Features (Cont'd)

(d) Multiplexing (Cont'd)

(2) DS3 to DS1


An arrangement that multiplexes twenty-eight DS1 digital circuits to a single DS3 digital circuit at a rate of 44.736 Mbps, or multiplexes a single DS3 digital circuit at a rate of 44.736 Mbps to twenty-eight DS1 digital circuits.

(3) STS1/DS1 Multiplexing

An arrangement that provides transport of sub-STS1 payloads by converting an STS1 with VT1.5 mapping to 28 DS1s. The STS1/DS1 Multiplexing feature is available at Telephone Company provided fiber optic terminals equipped with VT1.5 configuration cards.

(N)
—
(N)

The options described in (a), (b) and (c) preceding are rated on an individual case basis with both nonrecurring charges and monthly recurring rates applying. The rates and charges applicable for the multiplexing options described in (d) preceding are set forth in the effective Price List.



ACCESS SERVICE

6. Switched Access Service (Cont'd)

6.1 General (Cont'd)

6.1.3 Rate Categories (Cont'd)

(B) Switched Transport (Cont'd)

(6) Common Channel Signaling/Signaling System 7
(CCS/SS7) Interconnection Service (Cont'd)

(a) General (Cont'd)


(1) Manner of Provisioning

The link facilities for CCS/SS7 Interconnection Service will consist of a 56.0 kbps circuit or an optional DS1 (1.544 Mbps) channel at the customer designated premises multiplexed at a Telephone Company designated Hub to a 56.0 kbps circuit for interconnection at the Telephone Company STP port.

CCS/SS7 Interconnection Service provided over 56.0 kbps channels or DS1 (1.544 Mbps) facilities will conform with the technical specifications set forth in Technical Reference **Publication GR-905**. The Compatible channel interfaces for CCS/SS7 Interconnection Service are set forth in 7.3.5(H) following for 56.0 Kpbs channels and in 7.3.5(I) following for DS1 facilities. (T)

In order to ensure network availability and reliability, the Telephone Company's CCS/SS7 Interconnection Service is supported by a pair of interconnecting STPs as outlined in Technical Reference **Publication GR-905**. The Telephone Company shall not be liable for service outages if the customer employs technology related to the interconnection of signaling networks that does not adhere to generally accepted industry technical standards. (T)

When CCS/SS7 Interconnection Service is provisioned for use with LIDB Access Service, interconnection must occur through physically diverse facilities to both interconnecting STPs in Johnson City, Tennessee and Bristol, Tennessee. Such provisioning allows for the diversity of link facilities required by the Telephone Company and serves as a protective measure should interconnecting STP or CCS/SS7 interconnection service failure occur.



ACCESS SERVICE

6. Switched Access Service (Cont'd)

6.1 General (Cont'd)

6.1.3 Rate Categories (Cont'd)

(C) Local Switching (Cont'd)

The intercept function informs a caller why a call, as dialed, could not be completed, and if possible, provides the caller with information required to complete the call.

Included as part of Local Switching are various optional features which the customer can order to meet its specific communications requirements. These optional features are described in 6.3 following.

(D) Toll Free Code (TFC) Access Service

(C)(M)

The TFC Access Service Data Base Query Charge, as set forth in Section 15.3.3 following, will apply for each TFC call query received at the Telephone Company's data base. Per query charges will be accumulated over a monthly period and billed to the customer on a monthly basis.

(C)


(C)

Included as a part of TFC Access Service are various optional service features, described in Section 6.2.5(C) following, which the customer may specify to meet its specific requirements. The rates for the TFC Data Base Optional Service Features are set forth in Section 15.3.3 following and will apply on a per query basis. When a combination of one or more optional service features is specified, only one such charge shall apply. Per query service option charges will be accumulated over a monthly period and billed to the customer on a monthly basis.

(C)

(C)

(M)



Certain material found on this page formerly appeared on Second Revised Page 157 and First Revised Page 158.

ISSUE DATE:
March 19, 1996

John L. Roe
Vice President
5454 West 110th Street
Overland Park, Kansas 66211

EFFECTIVE DATE:
March 29, 1996

ACCESS SERVICE

6. Switched Access Service (Cont'd)

6.1 General (Cont'd)

6.1.3 Rate Categories (Cont'd)

(E) 900 Access Service Nonrecurring Charges


(M)

The 900 Access Service nonrecurring charge is accessed depending upon how the service is ordered:

- (1) If the service is ordered for the state or LATA, the customer charge for the assembly of route tables is assessed for each end office the Telephone Company serves in the state or LATA. A second nonrecurring charge element applies per NXX activated or deactivated, times the number of Telephone Company access tandems or end offices modified to perform six digit screening for 900 Access Service.
- (2) The second alternative allows for the service to be ordered to only one access tandem or end office performing six digit screening. The customer charge for the assembly of route tables is assessed for each end office subtending the access tandem (including a collocated end office, if applicable). A second nonrecurring charge element applies per NXX activated or deactivated, times the designated Telephone Company access tandem(s) or end office(s) modified to perform six digit screening for 900 Access Service. This option can be applied repetitively to different tandems to customize the intended offering area.

The route pattern nonrecurring charge applies only once, on the customer's initial request to the Telephone Company for 900 Access Service in each LATA or state. If the customer places an order using option (2) above, the route pattern nonrecurring charge applies to each end office specified in the order received.

(M)



Material appearing on this page formerly appeared on Original Page 158.1.

ISSUE DATE:
March 19, 1996

John L. Roe
Vice President
5454 West 110th Street
Overland Park, Kansas 66211

EFFECTIVE DATE:
March 29, 1996

ACCESS SERVICE

6. Switched Access Service (Cont'd)

6.1 General (Cont'd)

6.1.3 Rate Categories (Cont'd)

(F) Interim 500 Access Service Nonrecurring Charges


(N)

The Interim 500 Access Service nonrecurring charge is assessed depending upon how the service is ordered:

- (1) If the service is ordered for the state or LATA, the customer charge for the assembly of route tables is assessed for each end office/tandem the Telephone Company serves in the state or LATA. A second nonrecurring charge element applies per NXX activated or deactivated, times the number of Telephone Company access tandems or end offices modified to perform six digit screening for Interim 500 Access Service.
- (2) The second alternative allows for the service to be ordered to only one access tandem or end office performing six digit screening. The customer charge for the assembly of route tables is assessed for each end office subtending the access tandem (including a collocated end office, if applicable). A second nonrecurring charge element applies per NXX activated or deactivated, times the designated Telephone Company access tandem(s) or end office(s) modified to perform six digit screening for Interim 500 Access Service. This option can be applied repetitively to different tandems to customize the intended offering area.

The route pattern nonrecurring charge applies only once, on the customer's initial request to the Telephone Company for Interim 500 Access Service in each LATA or state. If the customer places an order using option (2) above, the route pattern nonrecurring charge applies to each end office specified in the order received.

(N)



ISSUE DATE:
March 19, 1996

John L. Roe
Vice President
5454 West 110th Street
Overland Park, Kansas 66211

EFFECTIVE DATE:
March 29, 1996

ACCESS SERVICE

6. Switched Access Service (Cont'd)

6.1 General (Cont'd)

6.1.3 Rate Categories (Cont'd)

(H) Zone Density Charges

Zone density charges are applicable only to DS1 and DS3 switched access services (i.e., Entrance Facility, Direct-Trunked Transport, Tandem Switched Transmission, Tandem Switching, and DS1 to Voice and DS3 to DS1 Multiplexing) provided at the Telephone Company designated exchanges set forth in Section 6.7.17 following. Zone density charges are nonrecurring and recurring rates that apply each month or fraction thereof that a DS1 or DS3 switched access service is provided. For billing purposes, each month is considered to have 30 days.

(N)
|
(N)

ISSUED:
May 9, 2013

Gary L. Kepley
Director, Regulatory Operations
5454 West 110th Street
Overland Park, KS 66211


EFFECTIVE:
July 2, 2013

ACCESS SERVICE

6. Switched Access Service (Cont'd)

6.1 General (Cont'd)

6.1.3 Rate Categories (Cont'd)



Material formerly found on this page now appears on Second Revised Page 154.

ISSUE DATE:
March 19, 1996

John L. Roe
Vice President
5454 West 110th Street
Overland Park, Kansas 66211


EFFECTIVE DATE:
March 29, 1996

ACCESS SERVICE

6. Switched Access Service (Cont'd)

6.1 General (Cont'd)

6.1.3 Rate Categories (Cont'd)



Material formerly found on this page now appears on Second Revised Page 155.

ISSUE DATE:
March 19, 1996

John L. Roe
Vice President
5454 West 110th Street
Overland Park, Kansas 66211

EFFECTIVE DATE:
March 29, 1996

ACCESS SERVICE

6. Switched Access Service (Cont'd)

6.1 General (Cont'd)

6.1.4 Special Facilities Routing

A customer may request that the facilities used to provide Switched Access Service be specially routed. The regulations, rates and charges for Special Facilities Routing (i.e., Avoidance, Diversity and Cable-Only) are as set forth in Section 11. following.

6.1.5 Design Layout Report

At the request of the customer, the Telephone Company will provide to the customer the makeup of the facilities and services provided from the customer's premises to the first point of switching. This information will be provided in the form of a Design Layout Report. The Design Layout Report will be provided to the customer at no charge, and will be reissued or updated whenever these facilities are materially changed.


6.1.6 Testing

(A) Acceptance Testing

At the customer's request, the Telephone Company will cooperatively test certain parameters at the time of installation. For line side and trunk side Feature Groups and for Voice Grade Switched Transport facilities, the Telephone Company will test the following parameters: loss, c-notched noise, c-message noise, 3-tone slope, d.c. continuity, and operational signaling. For DS1 and DS3 Switched Transport facilities, Acceptance Tests will include tests for the parameters applicable to the service as specified in Technical Reference **Publication GR-342**. When Switched Transport is provided with Interface Groups 2, 6 and 9, and the Transport Termination is two-wire (i.e., there is a four-wire to two-wire conversion in Switched Transport), balance parameters (equal level echo path loss) may also be tested. The customer will not be charged for these tests.

(T)

Activation of 500 and 900 NXX codes will be tested by the Telephone Company by placing a test call from each end office where six digit screening is performed. In locations where six digit screening is performed at an access tandem with multiple subtending end offices, a minimum of one subtending end office will be tested by the Telephone Company. No charge will be made for these tests.



ACCESS SERVICE

6. Switched Access Service (Cont'd)

6.1 General (Cont'd)

6.1.6 Testing (Cont'd)


(B) In-Service Testing

At the customer's request, the Telephone Company will provide In-Service Testing of Switched Access Services after the time of installation. The customer will not be charged for these tests. These In-Service Tests will be provided on an automatic basis (i.e., no Telephone Company or customer technicians involved) or on a cooperative basis (i.e., Telephone Company technician(s) involved at the Telephone Company end office and customer technician(s) involved at the customer's premises). The parameters to be tested include: 1004 Hz loss, c-message noise, and balance (return loss).

In the case of Automatic Testing, the customer shall provide remote office test lines and 105 type test lines with associated responders or their functional equivalent. When Automatic Testing is not available in a Telephone Company end office, Cooperative Testing will be substituted.

The 1004 Hz loss and c-message noise tests will be provided on a quarterly basis, while the balance test will be provided on an annual basis. (T)

Additional tests, for which charges do apply, are described in 13.1.10 following. Charges for these additional tests are set forth in the Price List. (T)



ACCESS SERVICE

6. Switched Access Service (Cont'd)

6.1 General (Cont'd)

6.1.7 Ordering Options and Conditions

Switched Access Service is ordered under the Access Order provisions set forth in 5. preceding. Also, included in that section are other charges which may be associated with ordering Switched Access Service (e.g., Service Date Change Charges, Cancellation Charges, etc.).

6.7.3 CCS7 Testing Requirements

When Feature Group D with the CCS7 option is ordered, network compatibility and other operational tests will be performed cooperatively by the Telephone Company and the Customer. These tests are as specified in the industry Network Operations Forum (NOF) as well as those specified in Technical Publication **GR-905** and related documentation.


(T)

6.2 Provision and Description of Switched Access Service Arrangements

Switched Access Service is provided in four different Feature Group arrangements and as Interim 500, TFC, and 900 Access Service. The provision of each service type requires Switched Transport facilities and the appropriate Local Switching functions. In addition, Special Access Service may, at the option of the customer, be connected with Switched Access Service at Telephone Company designated WATS Serving Offices.

There are three specific transmission specifications (i.e., Types A, B and C) that have been identified for the provision of Switched Access Service. The specifications provided are dependent on the Interface Group and the routing of the service, i.e., whether the service is routed directly to the end office or via an access tandem. The parameters for the transmission specifications are set forth in 6.4.1 following.

Feature Groups are arranged for either originating, terminating or two-way calling, based on the customer end office switching capacity ordered, while Interim 500 Access Service, TFC Access Service, and 900 Access Service are arranged for originating calling only. Originating calling permits the delivery of calls from Telephone Exchange Service locations to the customer's premises.



ACCESS SERVICE

6. Switched Access Service (Cont'd)

6.2 Provision and Description of Switched Access Service Arrangements (Cont'd)

Terminating calling permits the delivery of calls from the customer's premises to Telephone Exchange Service locations. Two-way calling permits the delivery of calls in both directions, but not simultaneously. The Telephone Company will determine the type of calling to be provided unless the customer requests that a different type of directional calling is to be provided. In such cases, the Telephone Company will work cooperatively with the customer to determine the directionality.

There are various chargeable and nonchargeable optional features available with Switched Access Service. These additional optional features are provided as Switched Transport and Local Switching options.


Following are detailed descriptions of each of the available Switched Access Services. Each service is described in terms of its specific physical characteristics and calling capabilities, the transmission specifications with which it is provided, optional features available for use with it and the standard testing capabilities.

The Local Switching optional features, which are described in 6.3 following, unless specifically stated otherwise, are available at all suitably equipped Telephone Company end office switches.

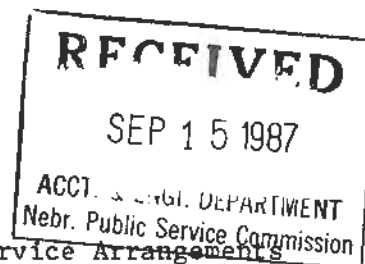
6.2.1 Feature Group A (FGA)

(A) Description

- (1) FGA is provided in connection with Telephone Company electronic end offices. At the option of the customer, FGA is provided on a single or multiple line group basis and is arranged for originating calling only, terminating calling only, or two-way calling. (C)



ACCESS SERVICE



6. Switched Access Service (Cont'd)

6.2 Provision and Description of Switched Access Service Arrangements
(Cont'd)


6.2.1 Feature Group A (FGA) (Cont'd)

(A) Description (Cont'd)

- (2) FGA provides a line side termination at the first point of switching. The line side termination will be provided with either ground start supervisory signaling or loop start supervisory signaling. The type of signaling is at the option of the customer.
- (3) The Telephone Company shall select the first point of switching, within the selected LATA, at which the line side termination is to be provided unless the customer requests a different first point of switching and Telephone Company facilities and measurement capabilities, where necessary, are available to accommodate such a request.
- (4) A seven digit local telephone number assigned by the Telephone Company is provided for access to FGA switching in the originating direction. The seven digit local telephone number will be associated with the selected end office switch and is of the form NXX-XXXX.

If the customer requests a specific seven digit telephone number that is not currently assigned, and the Telephone Company can, with reasonable effort, comply with that request, the requested number will be assigned to the customer.

ACCESS SERVICE




6. Switched Access Service (Cont'd)

6.2 Provision and Description of Switched Access Service Arrangements
(Cont'd)

6.2.1 Feature Group A (FGA) (Cont'd)

(A) Description (Cont'd)

- (5) FGA switching, when used in the terminating direction, is arranged with dial tone start-dial signaling. When used in the terminating direction FGA switching may, at the option of the customer, be arranged for dial pulse or dual tone multifrequency address signaling, subject to availability of equipment at the first point of switching. When FGA switching is provided in a hunt group or uniform call distribution arrangement, all FGA switching will be arranged for the same type of address signaling.
- (6) No address signaling is provided by the Telephone Company when FGA Switching is used in the originating direction. Address signaling in such cases, if required by the customer must be provided by the customer's end user using inband tone signaling techniques. Such inband tone address signals will not be regenerated by the Telephone Company and will be subject to the ordinary transmission capabilities of the Local Transport provided.
- (7) FGA switching, when used in the terminating direction, may be used to access valid NXXs in the LATA, local operator assistance (0- and 0+), Directory Assistance (411 where available and 555-1212), emergency reporting service (911 where available), exchange telephone repair (611 where available), time or weather announcement services of the Telephone Company, community information services of an information service provider, and other customer services



ACCESS SERVICE

6. Switched Access Service (Cont'd)

6.2 Provision and Description of Switched Access Service Arrangements
(Cont'd)

6.2.1 Feature Group A (FGA) (Cont'd)

(A) Description (Cont'd)


(7) (Cont'd)

(by dialing the appropriate digits.) Charges for FGA terminating calls requiring operator assistance or calls to 611 or 911 will only apply where sufficient call details are available.

Additional non-access charges will also be billed on a separate account for (1) an operator surcharge, as set forth in the local exchange tariffs, for local operator assistance (0- and 0+) calls; (2) calls to certain community information services, for which rates are applicable under Telephone Company exchange service tariffs, e.g., 976 (DIAL-IT) Network Services and, (3) calls from a FGA line to another customer's service in accordance with that customer's applicable service rates when the Telephone Company performs the billing function for that customer, including inter-LATA toll (1+) calls. For calls to Directory Assistance (411 where available and 555-1212), Local Transport rates for FGA Switched Access Service will apply.

- (8) When a FGA switching arrangement for an individual customer (a single line or entire hunt group) is discontinued at an end office, an intercept announcement is provided. This arrangement provides, for a period of 90 days, an announcement that the service associated with the number dialed has been disconnected.

ACCESS SERVICE



6. Switched Access Service (Cont'd)

6.2 Provision and Description of Switched Access Service Arrangements
(Cont'd)

6.2.1 Feature Group A (FGA) (Cont'd)

(B) Optional Features (where equipment is available)

(1) Common Switching Optional Features

- (a) Hunt Group Arrangement
- (b) Uniform Call Distribution Arrangement
- (c) Nonhunting Number for Use with Hunt Group Arrangement or Uniform Call Distribution Arrangement
- (d) Toll Call Denial
- (e) Service Code Denial
- (f) InterLATA Call Denial
- (g) Hunt Group Arrangement for Use with Special Access Service utilized for connection with Switched Access Service
- (h) Uniform Call Distribution Arrangement for Use with Special Access Service utilized for connection with Switched Access Service
- (i) Nonhunting Number for Use with Hunt Group Arrangement or Uniform Call Distribution Arrangement for Use with Special Access Service utilized for connection with Switched Access Service
- (j) Band Advance Arrangement for Use with Special Access Service utilized for connection with Switched Access Service

(2) Transport Termination Optional Features

- (a) Two-way operation with dial pulse address signaling and loop start supervisory signaling.
- (b) Two-way operation with dial pulse address signaling and ground start supervisory signaling.
- (c) Two-way operation with dual tone multifrequency address signaling and loop start supervisory signaling

ACCESS SERVICE

6. Switched Access Service (Cont'd)

6.2 Provision and Description of Switched Access Service Arrangements (Cont'd)

6.2.1 Feature Group A (FGA) (Cont'd)

(B) Optional Features (where equipment is available) (Cont'd)

(1) Local Switching Optional Features (Cont'd)


- (n) Two-way operation with dual tone multifrequency address signaling and ground start supervisory signaling.
- (o) Terminating operation with dial pulse address signaling and loop start supervisory signaling
- (p) Terminating operation with dial pulse address signaling and ground start supervisory signaling
- (q) Terminating operation with dual tone multifrequency address signaling and loop start supervisory signaling
- (r) Terminating operation with dual tone multifrequency address signaling and ground start supervisory signaling
- (s) Originating operation with loop start supervisory signaling
- (t) Originating operation with ground start supervisory signaling
- (u) Call Screening
- (v) Call Restriction

(2) Switched Transport Optional Features

- (a) Supervisory Signaling (as set forth in 6.1.3(B)(4)(a) preceding)
- (b) Improved Return Loss
- (c) **Data Transmission Parameters** (N)

(3) Certain other features which may be available in connection with Feature Group A are provided under the Telephone company's local and/or general exchange service tariffs. These are:

- (a) Custom Calling Features
- (b) Bill Number Screening
- (c) IntraLATA extensions



ACCESS SERVICE

6. Switched Access Service (Cont'd)

6.2 Provision and Description of Switched Access Service Arrangements (Cont'd)

6.2.1 Feature Group A (FGA) (Cont'd)

(C) Transmission Performance

FGA is provided with either Type B or Type C Transmission Specifications. The specifications for the associated parameters are guaranteed to the first point of switching. Type C Transmission specifications are provided with Interface Group 1 and Type B is provided with Interface Groups 2, 6 and 9. Type DB Data Transmission Parameters are provided with FGA to the first point of switching.


(D) Testing Capabilities

FGA is provided, in the terminating direction where equipment is available, with seven digit access to balance (100 type) test line and milliwatt (102 type) test line. In addition to the Acceptance Tests described in Section 6.1.6 preceding, which are included with the installation of service, additional tests are available for FGA as set forth in Section 13.1.10 following. (T)


6.2.2 Feature Group B (FGB)

(A) Description

- (1) FGB, when directly routed to an end office (i.e., provided without the use of an access tandem switch), is provided at appropriately equipped Telephone Company electronic end office switches. When provided via Telephone Company designed electronic access tandem switches, FGB switching is provided at Telephone Company electronic end office switches.



ACCESS SERVICE



6. Switched Access Service (Cont'd)

6.2 Provision and Description of Switched Access Service Arrangements
(Cont'd)

6.2.2 Feature Group B (FGB) (Cont'd)

(A) Description (Cont'd)

- (2) FGB is provided as trunk side switching through the use of end office or access tandem switch trunk equipment. The switch trunk equipment is provided with wink start start-pulsing signals and answer and disconnect supervisory signaling.
- (3) FGB switching is provided with multifrequency address signaling in both the originating and terminating directions. Except for FGB switching provided with the automatic number identification (ANI) or rotary dial station signaling arrangements as set forth in 6.3 following, any other address signaling in the originating direction, if required by the customer, must be provided by the customer's end user using inband tone signaling techniques. Such inband tone address signals will not be regenerated by the Telephone Company and will be subject to the ordinary transmission capabilities of the Local Transport provided.
- (4) The access code for FGB switching is a uniform access code. The form of the uniform access code is 950-OXXX or 950-LXXX for carriers.

These uniform access codes will be the assigned access numbers of all FGB Switched Access Service provided to the customer by the Telephone Company.

ACCESS SERVICE

6. Switched Access Service (Cont'd)

6.2 Provision and Description of Switched Access Service Arrangements (Cont'd)


6.2.2 Feature Group B (FGB) (Cont'd)

(A) Description (Cont'd)

- (5) FGB Switching, when used in the terminating direction, and routed through an access tandem, may be used to access only valid NXX codes served by end offices subtending the access tandem, time or weather announcement services of the Telephone Company, community information services of an information service provider and other customers' services (by dialing the appropriate digits). When used in the terminating direction and directly routed to an end office, FGB switching may be used to access only those valid NXX codes served by that end office, time or weather announcement services of the Telephone Company, community information services of an information provider, and other customers' services (by dialing the appropriate digits). The customer will be billed additional non-access charges for calls to certain community information services for which rates are applicable under Telephone Company exchange service tariffs, e.g., 976 (DIAL-IT) Network Services.

Additionally, non-access charges will also be billed for calls from a FGB trunk to another customer's service in accordance with that customer's applicable service rates when the Telephone Company performs the billing function for the customer. Calls in the terminating direction will not be completed to 950-0XXX or 950-1XXX access codes, local operator assistance (0- and 0+), Directory Assistance (411 where available and 555-1212), service codes (611 and 911 where available) or 101XXXX access codes. FGB may not be switched, in the terminating direction, to Switched Access Service Feature Groups B, C and D, nor to extended area service (EAS) end offices not subtending the FGB access tandem.

(C)



ACCESS SERVICE

6. Switched Access Service (Cont'd)

6.2 Provision and Description of Switched Access Service Arrangements
(Cont'd)

6.2.2 Feature Group B (FGB) (Cont'd)

(A) Description (Cont'd)

- (6) The Telephone Company will establish a trunk group or groups for the customer at end office switches or access tandem switches where FGB switching is provided. When required by technical limitations, a separate trunk group will be established for each type of FGB switching arrangement provided. Different types of FGB or other switching arrangements may be combined in a single trunk group at the option of the Telephone Company.
- (7) When all FGB switching arrangements are discontinued at an end office, an intercept announcement is provided. This arrangement provides, for a period of 90 days, an announcement that the service associated with the number dialed has been disconnected.

(B) Optional Features (where equipment is available)

(1) Local Switching Optional Features

(T)

- (a) Automatic Number Identification (ANI)
(b) Up to 7 Digit Outpulsing of Access Digits to Customer
(c) Alternate Traffic Routing
(d) Hunt Group Arrangement for Use with Special Access Service utilized for connection with Switched Access Service
(e) Uniform Call Distribution Arrangement for Use with Special Access Service utilized for connection with Switched Access Service
(f) Nonhunting Number for Use with Hunt Group Arrangement or Uniform Call Distribution Arrangement for Use with Special Access Service utilized for connection with Switched Access Service
(g) Band Advance Arrangement for Use with Special Access Service utilized for connection with Switched Access Service
(h) Rotary Dial Station Signaling

(T)

Certain material found on this page formerly appeared on Original Page 171, 1991

ISSUE DATE:
March 15, 1991

Vice President-Administration
5454 West 110th Street
Overland Park, Kansas 66211

EFFECTIVE DATE:
March 25, 1991

ACCESS SERVICE

6. Switched Access Service (Cont'd)

6.2 Provision and Description of Switched Access Service Arrangements (Cont'd)

6.2.2 Feature Group B (FGB) (Cont'd)

(B) Optional Features (where equipment is available) (Cont'd)

(2) Local Transport Optional Features

- (a) Provision of Other Than Telephone Company Selected Traffic Routing
- (b) Customer Specification of Feature Group Directionality
- (c) Customer Specification of Local Transport Termination
- (d) Supervisory Signaling
- (e) Improved Return Loss
- (f) Data Transmission Parameters

- (3) Another feature, Bill Number Screening, which may be available in connection with FGB, is provided under the Telephone Company's local and/or general exchange service tariffs.


(C) Transmission Performance

FGB is provided with either Type B or Type C Transmission Specifications. The specifications for the associated parameters are guaranteed to the end office when routed directly or to the first point of switching when routed via an access tandem. Type C Transmission specifications are provided with Interface Group 1 and Type B is provided with Interface Groups 2, 6 and 9. Type DB Data Transmission Parameters are provided with FGB to the first point of switching.

Transmission Specifications for CCS7 Signaling connections are set forth in Technical **Reference** Publication **GR-905** and other related documentation

(T)

Draft
12/10/01
NE01-22



ACCESS SERVICE

6. Switched Access Service (Cont'd)

6.2 Provision and Description of Switched Access Service Arrangements (Cont'd)

6.2.2 Feature Group B (FGB) (Con'td)

(D) Testing Capabilities

FGB is provided, in the terminating direction where equipment is available, with seven digit access to balance (100 type) test line, milliwatt (102 type) test line, nonsynchronous or synchronous test line, automatic transmission measuring (105 type) test line, data transmission (107 type) test line, loop around test line, short circuit test line and open circuit test line. In addition to the Acceptance Tests described in Section 6.1.6 preceding, which are included with the installation of service, additional tests are available as set forth in Section 13.1.10 following.


(T)

6.2.3 Feature Group C (FGC)

(A) Description


- (1) FGC is provided at all Telephone Company end office switches on a direct trunk basis or via Telephone Company designated access tandem switches. FGC switching is provided to the customer (i.e., providers of MTS and WATS) at an end office switch unless Feature Group D Local Switching is provided in the same office. When FGD switching is available, FGC switching will not be provided.
- (2) FGC is provided as trunk side switching through the use of end office or access tandem switch trunk equipment. The switch trunk equipment is provided with answer and disconnect supervisory signaling. **When** wink start start-pulsing signals are not available, delays dial start-pulsing signals will be provided, unless immediate dial pulse signaling is provided, in which case no start-pulsing signals are provided.
- (3) FGC is provided with multifrequency address signaling. Up to 12 digits of the called party number dialed by the customer's end user using dual tone multifrequency or dial pulse address signals will be provided by Telephone Company equipment to the customer's premises where the Switched Access Service terminates. Such called party number signals will be subject to the ordinary transmission capabilities of the Switched Transport provided.

(T)



(D)

ACCESS SERVICE



6. Switched Access Service (Cont'd)

6.2 Provision and Description of Switched Access Service Arrangements
(Cont'd)

6.2.3 Feature Group C (FGC) (Cont'd)

(A) Description (Cont'd)

(3) (Cont'd)

such switches, the address signaling will be dial pulse, revertive pulse, immediate dial pulse or panel call indicator signaling, whichever is available. Up to 12 digits of the called party number dialed by the customer's end user using dual tone multifrequency or dial pulse address signals will be provided by Telephone Company equipment to the customer's premises where the Switched Access Service terminates. Such called party number signals will be subject to the ordinary transmission capabilities of the Local Transport provided.

- (4) No access code is required for FGC switching. The telephone number dialed by the customer's end user shall be a seven or ten digit number for calls in the North American Numbering Plan (NANP). For international calls outside the NANP, a seven to twelve digit number may be dialed. The form of the numbers dialed by the customer's end user is NXX-XXXX, 0 or 1 + NXX-XXXX, NPA + NXX-XXXX, 0 or 1 + NPA + NXX-XXXX, and, when the end office is equipped for International Direct Distance Dialing (IDDD), 01 + CC + NN or 011 + CC + NN.
- (5) FGC switching, when used in the terminating direction, may be used to access valid NXXs in the local exchange, time or weather announcement services of the Telephone Company, community information services of an information provider, and other customers' services (by dialing the appropriate codes) when the services can be reached using valid NXX codes. When directly routed to an end office, only those valid NXX codes

ACCESS SERVICE

6. Switched Access Service (Cont'd)

6.2 Provision and Description of Switched Access Service Arrangements (Cont'd)

6.2.3 Feature Group C (FGC) (Cont'd)

(A) Description (Cont'd)

(5) (Cont'd)

served by that office may be accessed. When routed through an access tandem, on those valid NXX codes served by offices subtending the access tandem may be accessed. Where measurement capabilities exist, the customer will also be billed additional non-access charges for calls to certain community information services, for which rates are applicable under Telephone Company exchange service tariffs, e.g., 976 (DIAL-IT) Network Services. Additional, non-access charges will also be billed for calls from a FGC trunk to another customer's service in accordance with that customer's applicable service rates when the Telephone Company performs the billing function for that customer. Calls in the terminating direction will not be completed to 950-0XXX or 950-1XXX access codes, local operator assistance (0- and 0+), Directory Assistance (411 and 555-1212), service codes 611 and 911, and 101XXXX (C) access codes. Calls will be completed to Directory Assistance (NPA 555-1212 and 555-1212) when FGC switching is combined with Directory Assistance switching. The combination of FGC Switched Access Service with DA Service is provided as set forth in 9. following. FGC may not be switched, in the terminating direction, to Switched Access Service Feature Groups B, C, or D.

- (6) The Telephone Company will establish a trunk group or groups for the customer at end office switches or access tandem switches where FGC switching is provided. When required for technical limitations, a separate trunk group will be established for each type of FGC switching arrangement provided. Different types of FGC or other switching arrangements may be combined in a single trunk group at the option of the Telephone Company.



ACCESS SERVICE

6. Switched Access Service (Cont'd)

6.2 Provision and Description of Switched Access Service Arrangements
(Cont'd)

6.2.3 Feature Group C (FGC) (Cont'd)

(B) Optional Features (where equipment is available)
(Cont'd)

(1) Common Switching Optional Features

- (a) Automatic Number Identification (ANI)
- (b) Service Class Routing
- (c) Dial Pulse Address Signaling
- (d) Revertive Pulse Address Signaling
- (e) Delay Dial Start-Pulsing Signaling
- (f) Immediate Dial Pulse Address Signaling
- (g) Panel Call Indicator Address Signaling
- (h) Alternate Traffic Routing
- (i) Trunk Access Limitation
- (j) End Office End User Line Service Screening
for Use with Special Access Service
utilized for connection with Switched
Access Service
- (k) Hunt Group Arrangement for Use with Special
Access Service utilized for connection with
Switched Access Service
- (l) Uniform Call Distribution Arrangement for
Use with Special Access Service utilized
for connection with Switched Access Service
- (m) Nonhunting Number for Use with Hunt Group
Arrangement or Uniform Call Distribution
Arrangement for Use with Special Access
Service utilized for connection with
Switched Access Service
- (n) Band Advance Arrangement for Use with
Special Access Service utilized for
connection with Switched Access Service


(2) Transport Termination Optional Features (where
equipment is available)

- (a) Operator Trunks - i.e., Pay Telephone. (T)
(Pay Trunks are provided only at Telephone
Company electronic end offices and other
Telephone Company end offices where
equipment is available.) (T)

ISSUED: January 15, 1997

EFFECTIVE: April 1, 1997

BY: John L. Roe
Vice President - Carrier & Regulatory Services
5454 West 110th Street
Overland Park, Kansas 66211



ACCESS SERVICE

6. Switched Access Service (Cont'd)

6.2 Provision and Description of Switched Access Service Arrangements (Cont'd)

6.2.3 Feature Group C (FGC) (Cont'd)

(B) Optional Features (where equipment is available) (Cont'd)

(2) Switched Transport Optional Features

(a) Supervisory signaling (as set forth in Section 6.1.3(B)(4)(a) preceding).

(b) **Improved Return Loss**

(c) **Data Transmission Parameters**

(d) **Provision of Other Than Telephone Company Selected Traffic Routing**

(e) **Customer Specifications of Feature Group Directionality**


(N)
|
(N)

(C) Transmission Specifications

FGC is provided with either Type B or Type C Transmission Specifications as follows:

- When routed directly to the end office either Type B or Type C is provided.
- When routed to an access tandem only Type B is provided.
- Type B or Type C is provided on the transmission path from the access tandem to the end office.

Type C Transmission Specifications are provided with Interface Group 1 when routed directly to an end office. Type B is provided with Interface Groups 2, 6 and 9, whether routed directly to an end office or to an access tandem.



ACCESS SERVICE

6. Switched Access Service (Cont'd)

6.2 Provision and Description of Switched Access Service Arrangements (Cont'd)

6.2.3 Feature Group C (FGC) (Cont'd)

(C) Transmission Specifications (Cont'd)

Type DB Data Transmission Parameters are provided with FGC for the transmission path between the customer's premises and the end office when directly routed to the end office, and Type DB Data Transmission Parameters are provided for the transmission path between the customer's premises and the access tandem and between the access tandem and the end office when routed via an access tandem.

(D) Testing Capabilities


FGC is provided, in the terminating direction where equipment is available, with seven digit access to balance (100 type) test line, milliwatt (102 type) test line, nonsynchronous or synchronous test line, automatic transmission measuring (105 type) test line, data transmission (107 type) test line, loop around test line, short circuit test line and open circuit test line. In addition to the Acceptance and In-Service Testing described in Section 6.1.6 preceding, additional tests are available as set forth in Section 13.1.10 following.

(T)


6.2.4 Feature Group D (FGD)

(A) Description

- (1) FGD is provided at Telephone Company designated electronic end office switches whether routed directly or via Telephone Company designated electronic access tandem switches.



ACCESS SERVICE



6. Switched Access Service (Cont'd)

6.2 Provision and Description of Switched Access Service Arrangements (Cont'd)

6.2.4 Feature Group D (FGD) (Cont'd)

(A) Description (Cont'd)

- (2) FGD is provided as trunk side switching through the use of end office or access tandem switch trunk equipment. The switch trunk equipment is provided with wink start start-pulsing signals and answer and disconnect supervisory signaling.
- (3) FGD switching is provided with multifrequency address signaling. Up to 12 digits of the called party number dialed by the customer's end user using dual tone multifrequency or dial pulse address signals will be provided by Telephone Company equipment to the customer's premises where the Switched Access Service terminates. Such address signals will be subject to the ordinary transmission capabilities of the Local Transport provided.
- (4) FGD switching, when used in the terminating direction, may be used to access valid NXXs in the local exchange, time or weather announcement services of the Telephone Company, community information services of an information service provider, and other customers' services (by dialing the appropriate codes) when such services can be reached using valid NXX codes. When directly routed to an end office, only those valid NXX codes served by that office may be accessed. When routed through an access tandem, only those valid NXX codes served by end offices subtending the access tandem may be accessed. The customer will also be billed additional non-access charges for calls to certain

ACCESS SERVICE

6. Switched Access Service (Cont'd)

6.2 Provision and Description of Switched Access Service Arrangements (Cont'd)


6.2.4 Feature Group D (FGD) (Cont'd)

(A) Description (Cont'd)

(4) (Cont'd)

community information services, for which rates are applicable under Telephone Company exchange service tariffs, e.g., 976 (DIAL-IT) Network Service. Additionally, non-access charges will also be billed for calls from a FGD trunk to another customer's service in accordance with that customer's applicable service rates when the Telephone Company performs the billing function for that customer. Calls in the terminating direction will not be completed to 950-0XXX or 950-1XXX access codes, local operator assistance (0- and 0+), Directory Assistance (411 and 555-1212), service codes 611 and 911 and 101XXXX (C) access codes. Calls will be completed to Directory Assistance (NPA 555-1212 and 555-1212) when FGD switching is combined with Directory Assistance switching. The combination of FGD Switched Access Service with DA Service is provided as set forth in 9. following. FGD may not be switched, in the terminating direction, to Switched Access Service Feature Groups B, C or D.

(5) The Telephone Company will establish a trunk group or groups for the customer at end office switches or access tandem switches where FGD switching is provided. When required by technical limitations, a separate trunk group will be established for each type of FGD switching arrangement provided. Different types of FGD or other switching arrangements may be combined in a single trunk group at the option of the Telephone Company.



ACCESS SERVICE

6. Switched Access Service (Cont'd)

6.2 Provision and Description of Switched Access Service Arrangements (Cont'd)


6.2.4 Feature Group D (FGD) (Cont'd)

(A) Description (Cont'd)

- (6) The access code for FGD switching is a uniform access code of the form 101XXXX. These uniform access codes will be the assigned access number of all FGD access provided to the customer by the Telephone Company. No access code is required for calls to a customer over FGD Switched Access Service if the end user's telephone exchange service is arranged for presubscription to that customer as set forth in 13. following. (C)

Where no access code is required, the number dialed by the customer's end user shall be a seven or ten digit number for calls in the North American Numbering Plan (NANP). For international calls outside the NANP, a seven to twelve digit number may be dialed. The form of the numbers dialed by the customer's end user is NXX-XXXX, 0 or 1 + NXX-XXXX, NPA + NXX-XXXX, 0 or 1 + NPA NXX-XXXX and, when the end office is equipped for International Direct Distance Dialing (IDDD), 01 + CC + NN or 011 + CC + NN.

When the 101XXXX access code is used, FGD switching also provides for dialing the digit 0 for access to the customer's operator, 911 for access to the Telephone Company's emergency reporting service, or at the customer's option, the end-of-dialing digit (#) for cut-through access to the customer's premises. (C)



ACCESS SERVICE

6. Switched Access Service (Cont'd)

6.2 Provision and Description of Switched Access Service Arrangements (Cont'd)

6.2.4 Feature Group D (FGD) (Cont'd)

(A) Description (Cont'd)


(7) FGD switching will be arranged to accept calls from telephone exchange service locations without the need for dialing the 101XXXX uniform access code. Each telephone exchange service line may be marked with a presubscription code to identify which 101XXXX code its calls will be directed to for interLATA and intraLATA service. Presubscription codes are applied as set forth in 13. following. (C)

(8) When a customer has had FGB access in an end office and subsequently replaces the FGB access with FGD access, at the mutual agreement of the customer and the Telephone Company, the Telephone Company will, for a period of 90 days, direct calls dialed by the customer's end users using the customer's previous FGB access code to the customer's FGD access service. The customer must be prepared to handle normally dialed FGD calls as well as calls dialed with the FGB access code which requires the customer to receive additional address signaling from the end user. Such calls will be rated as FGD.

(B) Optional Features (where equipment is available)

(1) Local Switching Optional Features

- (a) Automatic Number Identification (ANI)
- (b) Service Class Routing
- (c) Alternate Traffic Routing



ACCESS SERVICE

6. Switched Access Service (Cont'd)


6.2 Provision and Description of Switched Access Service Arrangements (Cont'd)

6.2.4 Feature Group D (FGD) (Cont'd)

(B) Optional Features (where equipment is available) (Cont'd)

(1) Local Switching Optional Features (Cont'd)

- (d) Call Gapping Arrangement
- (e) Trunk Access Limitation
- (f) International Carrier Option
- (g) End Office End User Line Service Screening for use with Special Access Service utilized for connection with Switched Access Service
- (h) Hunt Group Arrangement for Use with Special Access Service utilized for connection with Switched Access Service
- (i) Uniform Call Distribution Arrangement for use with Special Access Service utilized for connection with Switched Access Service
- (j) Nonhunting Number for Use with Hunt Group Arrangement or Uniform Call Distribution Arrangement for Use with Special Access Service utilized for connection with Switched Access Service
- (k) Band Advance Arrangement for Use with Special Access Service utilized for connection with Switched Access Service
- (l) Cut-Through
- (m) Operator Trunk, Full Feature Arrangement
- (n) **Reserved For Future Use** (C)
- (o) Flexible Automatic Number Identification (Flex ANI)
- (p) Multifrequency Address Signaling
- (q) Signaling System 7 (SS7) Signaling
- (r) Specification of Feature Group Directionality
- (s) Common Channel Signaling/signaling System 7 (CCS/SS7) with optional features as follows:
 - (1) Charge Number (CN)
 - (2) Carrier Selection Parameter (CSP)
 - (3) Carrier Identification Parameter (CIP)
- (t) **Reserved For Future Use** (C)
- (u) Switched 64 Clear Channel Capability
- (v) Feature Group D with 950 Access
- (w) Intrastate Carrier Option



ACCESS SERVICE

6. Switched Access Service (Cont'd)

6.2 Provision and Description of Switched Access Service Arrangements (Cont'd)

6.2.4 Feature Group D (FGD) (Cont'd)

(B) Optional Features (where equipment is available) (Cont'd)

(2) Switched Transport Optional Features (where equipment is available)

- (a) Supervisory Signaling (as set forth in 6.1.3(B)(4)(a) preceding)
- (b) **Improved Return Loss**
- (c) **Data Transmission Parameters**
- (d) **Provision of Other Than Telephone Company Selected Traffic Routing**
- (e) **Customer Specification of Feature Group Directionality**

(3) End Office Signaling Service (as set forth in Section 6.3.1 following).


(C) Transmission Specifications

FGD is provided with either Type A, Type B or Type C Transmission Specifications as follows:

- When routed directly to the end office either Type B or C is provided
- When routed to an access tandem only Type A is provided.
- Type A is provided on the transmission path from the access tandem to the end office.

Type C Transmission Specifications are provided with Interface Group 1. Type A and Type B Transmission Specifications are provided with Interface Groups 2, 6 and 9.

Type DA Data Transmission Parameters are provided for the transmission path between the customer's premises and the access tandem and between the access tandem and the end office. Type DB Data Transmission Parameters are provided with FGD for the transmission path between the customer's premises and the end office when directly routed to the end office.



(N)
|
(N)

ISSUE DATE:
June 7, 2001

Rudolph R. Povirk, Jr.
Director-Carrier Tariffs

EFFECTIVE DATE:
June 17, 2001

ACCESS SERVICE

6. Switched Access Service (Cont'd)

6.2 Provision and Description of Switched Access Service Arrangements (Cont'd)

6.2.4 Feature Group D (FGD) (Cont'd)

(D) Testing Capabilities


FGD is provided, in the terminating direction where equipment is available, with seven digit access to balance (100 type) test line, milliwatt (102 type) test line, nonsynchronous or synchronous test line, automatic transmission measuring (105 type) test line, data transmission (107 type) test line, loop around test line, short circuit test line and open circuit test line. In addition to the Acceptance and In-Service Testing described in Section 6.1.6 preceding, additional tests are available for FGD as set forth in Section 13.1.10 following. When SS7 Signaling is ordered, network compatibility and other operational tests will be performed cooperatively by the Telephone Company and the customer as specified in Technical Reference **Publication GR-905**.

(T)

6.2.5 Toll Free Code (TFC) Access Service

(A) Description

TFC Access Service is an originating trunk side switched service that is available to the customer via TFC Access Service trunk groups, or can be provided to the customer in conjunction with FGB, FGC, or FGD services. The service provides for the forwarding of end user dialed TFC calls to a Telephone Company Service Switching Point (SSP) which will initiate a TFC data base query to the Telephone Company's TFC data base to perform the customer identification function. The call is forwarded to the appropriate customer based on the dialed TFC number. The customer has the option of having the TFC dialed number (e.g., TFC-NXX-XXXX) or, if the TFC to Local Exchange Number Translation optional feature described in Section 6.2.5(C)(1) is specified, a translated ten digit local exchange number (i.e., NPA NXX-XXXX), delivered to the customer premises.



ACCESS SERVICE

6. Switched Access Service (Cont'd)

6.2 Provision and Description of Switched Access Service Arrangements
(Cont'd)

6.2.5 Toll Free Code (TFC) Access Service (Cont'd) (C)

(A) Description (Cont'd)

No access code is required for TFC Access Service. (C)
When the TFC call is originated by an end user, the |
Telephone Company will perform the TFC data base (C)
query based on the dialed digits to determine the
customer location to which the call is to be routed. (C)
The TFC data base query will be performed from (C)
suitably equipped end offices or access tandems. If
the call originates from an end office not equipped
to perform the TFC data base query, the call will be (C)
routed to an access tandem at which the query
function is available. Once customer identification
has been established, the call will be routed to the (C)
customer. TFC calls may be routed to different (C)
customers based on the local access transport area
in which the call originates, however, calls
originating from an end office switch not included
in the customer's area of service for TFC Access (C)
Service will not be completed. (C)

The provision of TFC Access Service requires access (C)
to the TFC Service Management System (TFC SMS) by a (C)
Responsible Organization on behalf of the customer
or through direct access by the customer to the TFC (C)
SMS. (C)

When TFC Access Service originates from an end (C)
office equipped with equal access capabilities
(i.e., FGD), all such service will be provisioned in (C)
accordance with the technical characteristics
available with FGD. When TFC Access Service (C)
originates from an end office not equipped with
equal access, such service will be provisioned in
accordance with the technical characteristics
available with FGC. For FGB customers, end offices (C)
lacking equal access capability or the TFC data base
query function may only be served via an access (C)
tandem over FGD trunks or TFC Access Service trunk (C)



Certain material originally found on this page now appears on First Revised
Page 186.1

ISSUE DATE:
March 19, 1996

John L. Roe
Vice President
5454 West 110th Street
Overland Park, Kansas 66211

EFFECTIVE DATE:
March 29, 1996

ACCESS SERVICE

6. Switched Access Service (Cont'd)


6.2 Provision and Description of Switched Access Service Arrangements
(Cont'd)

6.2.5 Toll Free Code (TFC) Access Service (Cont'd) (C)

(A) Description (Cont'd)

groups. Such service will be provisioned in accordance with the characteristics available with FGC or FGD. In either case, when more than one access tandem is involved in the transport of a TFC Access Service call, standard transmission characteristics are not guaranteed. (C)

Unless prohibited by network considerations, (e.g., different dialing plans), the customer's TFC Access Service traffic may, at the option of the customer, be combined in the same trunk group arrangement with the customer's non-TFC switched access traffic except as follows. Combining TFC Access Service traffic with the customer's direct routed switched access traffic will be allowed only when the end office is equipped to perform the TFC data base query. When required by network considerations, a separate trunk group must be established for TFC Access Service. (C)



Certain material found on this page formerly appeared on Second Revised Page 186.

ISSUE DATE:
March 19, 1996

John L. Roe
Vice President
5454 West 110th Street
Overland Park, Kansas 66211

EFFECTIVE DATE:
March 29, 1996

ACCESS SERVICE

6. Switched Access Service (Cont'd)

6.2 Provision and Description of Switched Access Service Arrangements (Cont'd)

6.2.5 Toll Free Code (TFC) Access Service (Cont'd)

(A) Description (Cont'd)

Premium usage rates and charges apply to TFC Access Service calls originated from end offices with equal access capability or calls originated from nonconforming offices via FGC. Non premium transitional usage rates apply to TFC Access Service calls originated from end offices lacking equal access capability and routed over FGB trunks or TFC Access Service trunk groups. The TFC Access Service Data Base Query Charge, and the TFC Data Base Optional Service Features charge associated with various options ordered by the customer, as specified in Section 6.1.3(D) preceding and 6.2.5(c) following apply.

(B) Technical Specifications

TFC Access Service trunk groups are provided with either Type B or Type C Transmission Specifications as follows:

(T)


- When routed directly to the end office, either Type B or Type C is provided.
- When routed to an access tandem, only Type B is provided.
- Type B or Type C is provided on the transmission path from the access tandem to the end office.

Type C Transmission Specifications are provided with Interface Group 1 when routed directly to an end office. Type B is provided with Interface Groups 2, 6 and 9, whether routed directly to an end office or to an Access tandem.

(C)

(T)

Telephone Company switch and customer premises interfaces and design blocking criteria for Feature Group C apply to TFC Access Service.



ISSUE DATE:
April 20, 2000

Rudolph R. Povirk, Jr.
Director-Carrier Tariffs

EFFECTIVE DATE:
April 30, 2000

ACCESS SERVICE

6. Switched Access Service (Cont'd)

6.2 Provision and Description of Switched Access Service Arrangements
(Cont'd)

6.2.5 Toll Free Code (TFC) Access Service (Cont'd) (C)

(C) TFC Data Base Optional Service Features (C)


In addition to the TFC (e.g., 1+800-NXX-XXXX) call routing described in (A) preceding, at the customer's option, the Telephone Company will perform additional call routing service options as follows: (C)

(1) TFC to Local Exchange Number Translation (C)

This option allows a TFC Access Service Customer to specify standard local exchange telephone numbers for TFC call completion at the terminating end. When a TFC call is to be routed to a local exchange telephone number, the TFC Access Service customer must provide to its Responsible Organization or to the TFC SMS, the full ten digit local exchange number (NPA-NXX-XXXX) to be associated with the TFC number and indicate to which carrier the local exchange telephone number is to be delivered. If the TFC to Local Exchange Number Translation optional feature is used, the customer will be unable to determine that such calls originated as TFC (e.g., 1+800-NXX-XXXX) dialed calls unless the customer also orders the Flexible Automatic Number Identification (Flex ANI) optional feature. (C)

(2) Customized TFC Call Routing (C)

This option allows for routing to multiple carriers, except as specified in Section 6.2.5(A), or variable terminating locations for TFC call completion based on the following criteria: (C)



ACCESS SERVICE

6. Switched Access Service (Cont'd)

6.2 Provision and Description of Switched Access Service Arrangements
(Cont'd)

6.2.5 Toll Free Code (TFC) Access Service (Cont'd) (C)


(C) TFC Data Base Optional Service Features (C)

(2) Customized TFC Call Routing (Cont'd) (C)

- time of day
- day of week
- specific days of the year (e.g.,
December 25)
- percentage of traffic (in one percent
increments)
- calling NPA NXX (unless technical
limitations exist which do not provide for
originating number identification)

With this option, TFC calls can be delivered to (C)
the carrier in either the direct dialed TFC (C)
number format or in the local exchange
telephone number translated format. The
customer must enter the desired format and the
necessary ten digit local exchange telephone
number, if any, into the TFC SMS or provide (C)
such information to its Responsible
Organization for handling.

The rates for the TFC Data Base Optional Service (C)
Features described above are applied on a per query
basis. When a combination of one or more of the
optional features is requested, only one such charge
shall apply.



ISSUE DATE:
March 19, 1996

John L. Roe
Vice President
5454 West 110th Street
Overland Park, Kansas 66211

EFFECTIVE DATE:
March 29, 1996

ACCESS SERVICE

6. Switched Access Service (Cont'd)

6.2 Provision and Description of Switched Access Service Arrangements
(Cont'd)


6.2.6 900 Access Service

(A) Description

Originating 900 Access Service is a trunk side switched service that is available to the customer via 900 Access Service trunk groups, or can be provided to the customer in conjunction with FGB, FGC, or FGD services. When combined with FGB, FGC, or FGD, 900 Access Service traffic can, at the option of the customer, be carried on the same group with non-900 Access traffic. When a 1+900+NXX+XXXX call is originated by an end user, the Telephone Company will perform the customer identification function based on the dialed digits to determine the customer to which the call is to be routed. If the call originates from an end office not equipped to provide the customer identification function, the call will be routed to an office where the function is available. Once customer identification has been established, the call will be routed to the customer.

The manner in which 900 Access Service is provided depends on whether the end office from which the call originates has equal access capability and/or the customer identification function. In equal access end offices which have customer identification function capability, 900 Access Service is provided in accordance with technical characteristics available with FGD (however, ANI is required with 900 Access Service), either direct to the end office or via an equal access tandem on existing trunk groups. In end offices not equipped with equal access capabilities, 900 Access Service will be provisioned in accordance with the technical characteristics available with FGC. Customers other than customers of FGC, may only be served via an access tandem over 900 Access Service trunks when the end office lacks equal access capability or the customer identification function. At the customer's option, 900 Access Service and TFC Access Service may be combined on the same trunk group. For a customer of FGC, 900 Access Service can be provided through an existing trunk group or separate FGC trunk group which handles 900

(C)



ISSUE DATE:
March 19, 1996

John L. Roe
Vice President
5454 West 110th Street
Overland Park, Kansas 66211

EFFECTIVE DATE:
March 29, 1996

ACCESS SERVICE

6. Switched Access Service (Cont'd)

6.2 Provision and Description of Switched Access Service Arrangements (Cont'd)

6.2.6 900 Access Service (Cont'd)

(A) Description (Cont'd)


Access Service. 900 Access Service calls which are routed through operator services will be delivered at the equal access tandem over FGC or FGD. At the customer's option, 900 Access Service can be provided from both equal access and non-equal access end office switches over a FGD trunk group from the access tandem to the customer's premises if the customer can accept, on that trunk group, both exchange access and conventional signaling.

The Telephone Company will block calls to a 900 number dialed 1+ from coin telephones, 0+, 0-, 101XXXX, third number service, detention centers, mental institutions, hotel/motel service and calling cards. The customer may request, via an ASR to the Telephone Company, unblocking of 0+ and 0- 900 calling on all classes of services except detention centers.

At the carrier's option all 900 attempts will be passed to the identified IC, who subsequently can screen the appropriate ANI II digits for call disposition. The ANI II digits are described in **Technical Reference Publication FR-64**. This option is available in technically capable equal access offices.

(T)
(T)

900 Access Service originating from equal access end offices with the customer identification function will be provided using exchange access signaling with overlap outpulsing and ten digit ANI. 900 Access Service originating from equal access end offices without the customer identification function, from end offices not having equal access capability, or for calls routed through operator services, will be provided using conventional signaling. On traffic using conventional signaling, other than FGC, the customer's facilities shall provide off hook supervision upon receipt of the transmitted digits.



ACCESS SERVICE

6. Switched Access Service (Cont'd)

6.2 Provision and Description of Switched Access Service Arrangements
(Cont'd)

6.2.6 900 Access Service (Cont'd)

(A) Description (Cont'd)

Premium usage rates and charges apply to 900 Access Service calls originated from end offices with equal access capability or calls originated from nonconforming offices via the customer of FGC. Non premium transitional usage rates apply to 900 Access Service calls originated from end offices lacking equal access capability and routed over FGB trunks or 900 Access Service trunk groups. Additionally, nonrecurring charges as specified in Section 6.1.3(E) preceding and Section 6.8.5 following also apply.

(T)
(T)

(B) Technical Specifications


900 Access Service trunk groups are provided with either Type B or Type C Transmission Specifications as follows:

- When routed directly to the end office either Type B or Type C is provided.
- When routed to an access tandem only Type B is provided.
- Type B or Type C is provided on the transmission path from the access tandem to the end office.

Type C Transmission Specifications are provided with Interface Group 1 when routed directly to an end office. Type B is provided with Interface Groups 2, 6 and 9, whether routed directly to an end office or to an access tandem.

(C)
(T)

Telephone Company switch and customer premises interfaces and design blocking criteria for Feature Group C apply to 900 Access Service.



ACCESS SERVICE

6. Switched Access Service (Cont'd)

6.2 Provision and Description of Switched Access Service Arrangements
(Cont'd)

6.2.7 Interim 500 Access Service

(N)


(A) Description

Interim 500 Access Service is an outgoing service providing the customer identification function (500 NXX screening) based on the first six digits of the dialed 500 number.

Originating Interim 500 Access Service is a trunk side switched service that is available to the customer via Interim 500 Access Service trunk groups, or can be provided to the customer in conjunction with FGC or FGD services. When combined with FGC or FGD, Interim 500 Access Service traffic can, at the option of the customer, be carried on the same group with non-500 Access traffic. When a 1+500+NXX+XXXX or 0+500+NXX+XXXX call is originated by an end user, the Telephone Company will perform the customer identification function based on the dialed digits to determine the customer to which the call is to be routed. If the call originates from an end office not equipped to provide the customer identification function, the call will be routed to an office where the function is available. Once customer identification has been established, the call will be routed to the customer.

The manner in which Interim 500 Access Service is provided depends on whether the end office/tandem from which the call originates has equal access capability with the customer identification function. In equal access end offices/tandems which have customer identification function capability, Interim 500 Access Service is provided in accordance with technical characteristics available with FGD, either direct to the end office

(N)



ISSUE DATE:
March 19, 1996

John L. Roe
Vice President
5454 West 110th Street
Overland Park, Kansas 66211

EFFECTIVE DATE:
March 29, 1996

ACCESS SERVICE

6. Switched Access Service (Cont'd)

6.2 Provision and Description of Switched Access Service Arrangements
(Cont'd)

6.2.7 Interim 500 Access Service (Cont'd)

(N)

(A) Description (Cont'd)

or via an equal access tandem on existing trunk groups. In end offices not equipped with equal access capabilities, Interim 500 Access Service will be provisioned in accordance with the technical characteristics available with FGC. At the customer's option, Interim 500 Access Service, 900 Access Service, and TFC Access Service may be combined on the same trunk group. For a customer of FGC, Interim 500 Access Service can be provided through an existing trunk group or separate FGC trunk group which handles Interim 500 Access Service. At the customer's option, Interim 500 Access Service can be provided from both equal access and non-equal access end office switches over a FGD trunk group from the access tandem to the customer's premises if the customer can accept, on that trunk group, both exchange access and conventional signaling. (N)



ISSUE DATE:
March 19, 1996

John L. Roe
Vice President
5454 West 110th Street
Overland Park, Kansas 66211

EFFECTIVE DATE:
March 29, 1996

ACCESS SERVICE

6. Switched Access Service (Cont'd)

6.2 Provision and Description of Switched Access Service Arrangements (Cont'd)


6.2.7 Interim 500 Access Service (Cont'd)

(A) Description (Cont'd)

At the carrier's option, all 500 attempts will be passed to the identified IC, who subsequently can screen the appropriate ANI II digits for call disposition. The ANI II digits are described in **Technical Reference Publication FR-64**. This option is available in technically capable equal access offices. (T)

Interim 500 Access Service originating from equal access end offices with the customer identification function will be provided using exchange access signaling with overlap outpulsing and ten digit ANI. Interim 500 Access Service originating from equal access end offices/tandems without the customer identification function, from end offices not having equal access capability, or for calls routed through operator services, will be provided using conventional signaling. On traffic using conventional signaling, other than FGC, the customer's facilities shall provide off hook supervision upon receipt of the transmitted digits. (T)

Premium usage rates and charges apply to Interim 500 Access Service calls originated from end offices/ tandems with equal access capability or calls originated from nonconforming offices via the customer of FGC. Additionally, nonrecurring charges as specified in 6.1.3(F) preceding and 6.8.7 following also apply.



ACCESS SERVICE

6. Switched Access Service (Cont'd)

6.2 Provision and Description of Switched Access Service Arrangements (Cont'd)

6.2.7 Interim 500 Access Service (Cont'd)

(B) Technical Specifications


Interim 500 Access Service trunk groups are provided with either Type B or Type C Transmission Specifications as follows:

- When routed directly to the end office, either Type B or Type C is provided.
- When routed to an access tandem, only Type B is provided.
- Type B or Type C is provided on the transmission path from the access tandem to the end office.

Type C Transmission Specifications are provided with Interface Group 1 when routed directly to an end office. Type B is provided with Interface Groups 2, **6 and 9**, whether routed directly to an end office or to an access tandem.

(C)

Telephone Company switch and customer premises interfaces apply to Interim 500 Access Service.



ACCESS SERVICE

6. Switched Access Service (Cont'd)

6.3 Local Switching Optional Features (where equipment is available)

Following are descriptions of the various optional features that are available in lieu of, or in addition to, the standard features provided with the Feature Groups. They are provided as either Common Switching or Transport Termination options.

(A) Call Denial on Line or Hunt Group


This option allows for the screening of terminating calls within the exchange, and for the completion only of calls to 411, 611, 911, TFC, 555-1212, and a Telephone Company specified set of NXXs within the Telephone Company local exchange calling area of the dial tone office in which the arrangement is provided. All other calls are routed to a reorder tone or recorded announcement. This feature is provided in all electronic end offices. It is available with Feature Group A. (C)

(B) Service Code Denial on Line or Hunt Group

This option allows for the screening of terminating calls within the exchange, and for disallowing completion of calls to 0-, 555 and N11 (e.g., 411, 611, and 911). This feature is provided where available in all Telephone Company electronic end offices. It is available with Feature Group A. (C)

(C) Hunt Group Arrangement

This option provides the ability to sequentially access one of two or more line side connections in the originating direction, when the access code of the line group is dialed. This feature is provided in all Telephone Company end offices. It is available with Feature Group A.



ACCESS SERVICE

6. Switched Access Service (Cont'd)

6.3 Local Switching Optional Features (where equipment is available) (Cont'd) (C)

(D)

(D)

(D) Uniform Call Distribution Arrangement

This option provides a type of multiline hunting arrangement which provides for an even distribution of calls among the available lines in a hunt group. Where available, this feature is provided in Telephone Company electronic end offices only. It is available with Feature Group A.

(E) Nonhunting Number for Use with Hunt Group or Uniform Call Distribution Arrangement

This option provides an arrangement for an individual line within a multiline hunt or uniform call distribution group that provides access to that line within the hunt or uniform call distribution group when it is idle or provides busy tone when it is busy, when the nonhunting number is dialed. Where available, this feature is only provided in Telephone Company electronic end offices only. It is available with Feature Group A.

(F) Automatic Number Identification (ANI)

This option provides the automatic transmission of a seven or ten digit number and information digits to the customer's premises for calls originating in the exchange, to identify the calling station. The ANI feature is an end office software function which is associated on a call-by-call basis with (1) all individual transmission paths in a trunk group routed directly between an end office and a customer's premises or, where technically feasible, with (2) all individual transmission paths in a trunk group between an end office and an access tandem, and trunk group between an access tandem and a customer's premises.

RECEIVED

MAR 15 1991

ASST. TO PRESIDENT
COMMUNICATIONS

ISSUE DATE:
March 15, 1991

Vice President-Administration
5454 West 110th Street
Overland Park, Kansas 66211

EFFECTIVE DATE:
March 25, 1991

ACCESS SERVICE

6. Switched Access Service (Cont'd)

6.3 Local Switching Optional Features (where equipment is available)
(Cont'd)


(F) Automatic Number Identification (ANI) (Cont'd)

The seven digit ANI telephone number is available with Feature Groups B provided using Direct-Trunked Transport and with Feature Group and C. With these Feature Groups, technical limitations may exist in Telephone Company switching facilities which require ANI to be provided only on a directly trunked basis. ANI will be transmitted on all calls except those originating from multi-party lines, and pay telephones using Feature Group B, or when an ANI failure has occurred. Seven digit ANI is not available with SS7 signaling. (C)
(C)

The ten digit ANI telephone number is only available with Feature Group D. The ten digit ANI telephone number consists of the Numbering Plan Area (NPA) plus the seven digit ANI telephone number. The ten digit ANI telephone number will be transmitted on all calls except those identified as multi-party line or ANI failure, in which case only the NPA will be transmitted (in addition to the information digit described below). Ten digit ANI is provided with multifrequency address signaling or SS7 signaling. (C)
(C)

With Feature Group C, ANI is provided from end offices at which Telephone recording for end user billing is not provided, or where it is not required, as with TFC service. It is not provided from end offices for which the Telephone Company needs to forward ANI to its recording equipment.

Where ANI cannot be provided; e.g., on calls from certain multi party services, information digits will be provided to the customer.



ACCESS SERVICE


6. Switched Access Service (Cont'd)

6.3 Local Switching Optional Features (where equipment is available)
(Cont'd)

(F) The information digits identify: (1) telephone number is the station billing number - no special treatment required, (2) multiparty line - telephone number is a 2-, 4- or 8-party line and cannot be identified - number must be obtained via an operator or in some other manner, (3) ANI failure has occurred in the end office switch which prevents identification of calling telephone number - must be obtained by operator or in some other manner, (4) hotel/motel originated call which requires room number identification, (5) pay telephone, hospital, inmate, etc. call which requires special screening or handling by the customer and (6) call is an Automatic Identified Outward Dialed (AIOD) call from customer premises equipment. The ANI telephone number is the listed telephone number of the customer and is not the telephone number of the calling party. These ANI information digits are available with Feature Groups B, C, and D. (T)

(G) Up to 7 Digit Outpulsing of Access Digits to Customer

This option provides for the end office capability of providing up to 7 digits of the uniform access code (950-0XXX or 950-1XXX) to the customers premises. The customer can request that only some of the digits in the access code be forwarded. The access code digits would be provided to the customers premises using multifrequency signaling, and transmission of the digits would precede the forwarding of ANI if that feature were provided. It is available with Feature Group B.



ISSUED: January 15, 1997

EFFECTIVE: April 1, 1997

BY: John L. Roe
Vice President - Carrier & Regulatory Services
5454 West 110th Street
Overland Park, Kansas 66211

ACCESS SERVICE

6. Switched Access Service (Cont'd)

6.3 Local Switching Optional Features (where equipment is available)
(Cont'd)

(H) Cut-Through


This option allows end users of the customer to reach the customer's premises by using the end of dialing digit (#). This option provides for connection of the call to the premises of the customer indicated by the 101XXXX code upon receipt of the end of dialing digit (#). The Telephone Company will not record any other dialed digits for these calls. This option is available with Feature Group D. (C)

(I) Revertive Pulse Address Signaling

This option provides for a dc pulsing arrangement that transmits intelligence in the following manner:

- (1) The equipment at the originating location presets itself to represent the number of pulses required and to count the pulses received from the terminating location.
- (2) The equipment at the terminating location transmits a series of pulses by the momentary grounding of its battery supply until the originating location breaks the dc path to indicate that the required number of pulses has been counted.

This option is available with Feature Group C.



ACCESS SERVICE

6. Switched Access Service (Cont'd)

6.3 Local Switching Optional Features (where equipment is available) (Cont'd) (C)

(D)

(D)

(J) Delay Dial Start-Pulsing Signaling

This option provides a method of indicating to the near end trunk circuit readiness to accept address signaling information by the far end trunk circuit. Delay dial is often referred to as an off-hook, on-hook signaling sequence. The delay dial signal is the off-hook interval and the start-pulsing signal is the on-hook interval. With integrity check, the calling office will not outpulse until a delay dial (off-hook) signal followed by a start-pulsing (on-hook) signal has been identified at the calling office. This option is available with Feature Group C.

(K) Immediate Dial Pulse Address Signaling

This option provides for the forwarding of dial pulses from the Telephone Company end office to the customer without the need of a start-pulsing signal from the customer. It is available with Feature Group C.

(L) Dial Pulse Address Signaling

This trunk size option provides for the transmission of number information, e.g., called number, between the end office switching system and the customer's premises (in either direction) by means of direct current pulses. It is available with Feature Group C.

(M) Panel Call Indicator Address Signaling

This option provides a dc pulsing arrangement in which each digit is transmitted as a series of four marginal and polarized impulses. It is available with Feature Group C.

RECEIVED

MAR 15 1991

COMMUNICATIONS SECTION

ISSUE DATE:
March 15, 1991

Vice President-Administration
5454 West 110th Street
Overland Park, Kansas 66211

EFFECTIVE DATE:
March 25, 1991

ACCESS SERVICE

6. Switched Access Service (Cont'd)

6.3 Local Switching Optional Features (where equipment is available)
(Cont'd)


(N) Service Class Routing

This option provides the capability of directing originating traffic from an end office to a trunk group to a customer designated premises based on the line class of service (e.g., pay telephone, multiparty or hotel/motel), service prefix indicator (e.g., 0-, 0+, 01+ or 011+) or service access code (e.g., TFC or 900). It is provided in suitably equipped end office or access tandem switches and is available with Feature Groups C and D. (T)

(O) Alternate Traffic Routing

(1) Multiple Customer Premises Alternate Routing

This option provides the capability of directing originating traffic from an end office (or appropriately equipped access tandem) to a trunk group (the "high usage" group) to a customer designated premises until that group is fully loaded, and then delivering additional originating traffic (the "overflowing" traffic) from the same end office or access tandem to a different trunk group (the "final" group) to the same or a second customer designated premises. The customer shall specify the last trunk CCS desired for the high usage group. It is provided in suitably equipped end office or access tandem switches and is available with Feature Groups B, C and D.



ACCESS SERVICE

6. Switched Access Service (Cont'd)

6.3 Local Switching Optional Features (where equipment is available)
(Cont'd)

(O) Alternate Traffic Routing (Cont'd)


(2) This option provides an alternate routing arrangement for customers who order in trunks and have access for a particular Feature Group to an end office via two routes: one route via an access tandem and one direct route. The feature allows the customer's originating traffic from the end office to be offered first to the direct trunk group and then overflow to the access tandem group. It is provided in suitably equipped end offices and is available with Feature Groups B and D.

(P) Trunk Access Limitation

This option provides for the routing of originating 900 service calls to a specified number of transmission paths in a trunk group, in order to limit (choke) the completion of such traffic to the customer. Calls to the designated service which could not be completed over the subset of transmission paths in the trunk group, i.e., the choked calls, would be routed to reorder tone.

It is provided in all Telephone Company electronic end offices. It is available with Feature Groups C and D.

(C)



ACCESS SERVICE

6. Switched Access Service (Cont'd)

6.3 Local Switching Optional Features (where equipment is available) (Cont'd) (C)

(D)
(D)

(Q) Call Gapping Arrangement

This option, provided in suitably equipped end office switches, provides for the routing of originating calls to 900 service to be switched in the end office to all transmission paths in a trunk group at a prescribed rate of flow, e.g., one call every five seconds, in order to limit (choke) the completion of such traffic to the customer. Calls to the designated service which are denied access by this feature, i.e., the choked calls, would be routed to a no-circuit announcement. It is provided in selected Feature Group D equipped end offices and is available only with Feature Group D.

(R) Reserved for Future Use

(D)
|
(D)

MAR 15 1991

ISSUE DATE:
March 15, 1991

Vice President-Administration
5454 West 110th Street
Overland Park, Kansas 66211

EFFECTIVE DATE:
March 25, 1991

ACCESS SERVICE

6. Switched Access Service (Cont'd)

6.3 Local Switching Optional Features (where equipment is available) (Cont'd)


(S) Band Advance Arrangement for Use with Special Access Service Utilized for Connection with Switched Access Service

This option, which is provided in association with two or more Special Access Service groups, provides for the automatic overflow of terminating calls to a Special Access Service group, when that group has exceeded its call capacity, to another Special Access Service group with a band designation equal to or greater than that of the overflowing Special Access Service group. This arrangement does not provide for call overflow from a group with a higher band designation to one with a lower one. This option is available with Feature Groups A, B, C and D.

(T) End Office End User Line Service Blocking and Screening Options for Use with Special Access Service Utilized for Connection with Switched Access Service

The following options allow the customer to verify (by screening the called NPA and/or NXX) that an end user has dialed a telephone number which is in accordance with that end user's service agreement with the customer; e.g., WATS. Additionally, the customer may elect to have calls routed by the Telephone company for completion or, alternatively, to have end user dialed calls blocked when such calls are in conflict with state policies. Other options with this arrangement are offered for 101XXXX dialing, which is only offered at a WATS serving office that has been converted to equal access, 700, TFC, or 900 dialing. All 0+ calls will be passed to the designated customer unless elective screening options are requested. End offices which have been designated as WATS serving offices are as set forth in Exchange Carrier Association Tariff F.C.C. No. 4. Paragraphs (1) through (5) set forth the Telephone Company

(C)



ACCESS SERVICE

6. Switched Access Service (Cont'd)

6.3 Local Switching Optional Features (where equipment is available) (Cont'd)

(T) End Office End User Line Service Blocking and Screening Options for Use with Special Access Service Utilized for Connection with Switched Access Service (Cont'd)


options subject to availability. Other arrangements requested by the customer may be provided on an Individual Case Basis (ICB), determined by availability of facilities. The combination of a WATS Special Access Circuit (WSAC), which is a dedicated channel termination between the customer's end user and a WATS Serving Office, is the minimum configuration required as specified in 7.2.10(A).

(1) Predetermined Geographical Screening

Verifies (by screening the called NPA and/or NXX on the basis of geographical bands selected by the Telephone Company) that the party originating a call is dialing a geographically determined or bounded area, called party address which is in accordance with that end user's service agreement with the customer. This option is provided in all Telephone Company electronic end offices in which the WSO function is available. It is available with Feature Groups C and D. (T)

(2) Multiple Carrier Access Blocking

Provides for the blocking of 101XXXX dialed calls attempted by the end user on WSACs served from equal access WSOs. When this option is requested by the customer, the call attempt will be terminated to either a recorded message when available, or intercept. If this option is not requested, 101XXXX dialed calls will be delivered to the carrier identified by the XXXX code.



ACCESS SERVICE

6. Switched Access Service (Cont'd)

6.3 Local Switching Optional Features (where equipment is available)
(Cont'd)

(T) End Office End User Line Service Blocking and Screening
Options for Use with Special Access Service Utilized for
Connection with Switched Access Service

(3) 700 Code Blocking

Provides for the blocking of 700 dialed calls attempted by the end user on WSACs. When this option is requested by the customer, the call attempt will be completed to either a recorded message when available, or intercept. If this option is not requested, 700 dialed calls will be delivered to the carrier identified with the WSAC.

(4) Toll Free (TFC) Code Blocking

(C)

Provides for the blocking of TFC dialed calls attempted by the end user on WSACs. When this option is requested by the customer, the call attempt will be completed to either a recorded message when available, or intercept. If this option is not requested, TFC dialed calls will be completed in accordance with the Telephone company's TFC access translation tables.


(C)

(C)

(C)

(5) 900 Code Blocking

Provides for the blocking of 900 dialed calls attempted by the end user on WSACs. When this option is requested by the customer, the call attempt will be completed to either a recorded message when available, or intercept. If this option is not requested, 900 dialed calls will be delivered to the appropriate carrier identified with the WSAC.



ISSUE DATE:
March 19, 1996

John L. Roe
Vice President
5454 West 110th Street
Overland Park, Kansas 66211

EFFECTIVE DATE:
March 29, 1996

ACCESS SERVICE

6. Switched Access Service (Cont'd)

6.3 Local Switching Optional Features (where equipment is available)
(Cont'd)

(T) End Office End User Line Service Blocking and Screening Options
for Use with Special Access Service Utilized for Connection with
Switched Access Service (Cont'd)

(6) Reserved for Future Use

(N)

(7) Intrastate IntraLATA Access Blocking

Provides for the blocking of intrastate intraLATA dialed calls placed from a WSAC. This option may be used to meet state restrictions placed upon telephone communications originated from a WSAC in that state. When this option is requested by the customer, all intrastate intraLATA dialed calls placed on this WSAC including 0+ calls will be completed to either a recorded message when available, or intercept.

(8) Intrastate IntraLATA Access Screening

Provides for the screening of intrastate intraLATA dialed calls placed from a WSAC. This option may be used to meet state restrictions placed upon traffic originated from a WSAC in that state. When this option is requested by the customer, all intrastate intraLATA dialed calls attempted on the WSAC, including 0+ calls, will be completed on the Telephone Company's network. Unless other arrangements are made between the Telephone Company and the customer, all intrastate intraLATA usage will be billed from the appropriate state tariff to the customer of record. Other billing arrangements, such as direct billing to the end user, are possible upon mutual agreement of all parties.

(N)

RECEIVED

MAR 30 1993

ACCT. & ENCL. DEPARTMENT
Nebr. Public Service Commission

ISSUE DATE:
March 29, 1993

Vice President - Administration
5454 West 110th Street
Overland Park, Kansas 66211

EFFECTIVE DATE:
April 8, 1993

ACCESS SERVICE

6. Switched Access Service (Cont'd)

6.3 Local Switching Optional Features (where equipment is available)
(Cont'd)

(U) Hunt Group Arrangement for Use with Special Access Service
Utilized for Connection with Switched Access Service


This option provides the ability to sequentially access one of two or more Special Access Services utilized for connection with Switched Access Service (e.g., TFC Service Special Access Services) in the terminating direction, when the hunting number of the Special Access Service group is forwarded from the customer to the Telephone company. This feature is provided in all Telephone Company designated WATS Serving Offices. It is available with Feature Groups A, B, C and D. (C)

(V) Uniform Call Distribution Arrangement for Use with Special Access Service Utilized for Connection with Switched Access Service

This option provides a type of multiline hunting arrangement which provides for an even distribution of terminating calls among the available Special Access Services utilized for connection with Switched Access Service in the hunt group. Where available, this feature is only provided in Telephone Company designated WATS Service Offices. It is available with Feature Groups A, B, C and D.

(W) Nonhunting Number for Use with Hunt Group Arrangement or Uniform Call Distribution Arrangement for Use with Special Access Service Utilized for Connection with Switched Access Service

This option provides an arrangement for an individual Special Access Service utilized for connection with Switched Access Service with a multiline hunt or uniform call distribution group that provides access to that Special Access Service within the hunt or uniform call distribution.



ISSUE DATE:
March 19, 1996

John L. Roe
Vice President
5454 West 110th Street
Overland Park, Kansas 66211

EFFECTIVE DATE:
March 29, 1996

ACCESS SERVICE

6. Switched Access Service (Cont'd)

6.3 Local Switching Optional Features (where equipment is available) (Cont'd) (C)

(D)
(D)

- (W) Nonhunting Number for Use with Hunt Group Arrangement or Uniform Call Distribution Arrangement for Use with Special Access Service Utilized for Connection with Switched Access Service (Cont'd)

group when it is idle or provides busy tone when it is busy, when the nonhunting number is dialed. Where available, this feature is only provided in Telephone Company designated WATS Serving Offices. It is available with Feature Groups A, B, C and D.

- (X) InterLATA Call Denial on Line or Hunt Group

This chargeable optional feature allows for the screening of terminating calls, and for the completion of only those calls which remain within the LATA of the dial tone office. All calls to end offices which are outside the LATA of the dial tone office are routed to a reorder tone or recorded announcement. This feature is provided only in appropriately equipped end offices. It is available with Feature Group A. A nonrecurring charge will apply to each FGA line to be screened. This charge will be equal to the sum of: (1) the initial service connection service order charge for business customers, and (2) the central office work charge for business customers; both charges are detailed in the Telephone Company's local and/or general exchange service tariff.

(D)

- (Y) Rotary Dial Station Signaling

(T)

This option provides for the transmission of called party address signaling from rotary dial stations to the customer's premises for originating calls. This option is provided in the form of a specific type of Transport Termination. It is available with Feature Group B, only on a directly trunked basis.

RECEIVED

MAR 15 1991

ACCT. & BILL. DEPARTMENT
Nahr, Public Service Commission

ISSUE DATE:
March 25, 1991

Vice President-Administration
5454 West 110th Street
Overland Park, Kansas 66211

EFFECTIVE DATE:
March 25, 1991

ACCESS SERVICE

6. Switched Access Service (Cont'd)

6.3 Local Switching Optional Features (where equipment is available)
(Cont'd)


(Z) Operator Trunk - Pay Telephone (T)

This option may be ordered to provide pay telephone (T)
operation. It is available only with Feature Group C and is (T)
provided in electronic end offices and other Telephone
Company end offices where equipment is available. It is
provided as a trunk type of Transport Termination.

(D)
This arrangement provides for initial coin return control and
routing of 0+, 0-, 1+, 01+ or 011+ prefixed originating pay (T)
telephone calls requiring operator assistance to the (T)
customer's premises. Because operator assisted pay telephone (T)
traffic is routed over a trunk group dedicated to operator
assisted calls, this arrangement is only provided in
association with the Service Class Routing option.

(T)
The operator assistance pay telephone calling arrangement is (T)
also normally ordered by the customer in conjunction with the
ANI optional feature, since the preponderance of trunk groups
equipped with this arrangement will be terminated in the
customers TSPS systems, rather than in the customer's (T)
premises equipment. (T)

(D)
|
(D)



ACCESS SERVICE

6. Switched Access Service (Cont'd)

6.3 Local Switching Optional Features (where equipment is available)
(Cont'd)

(Z) Operator Trunk - Pay Telephone (T)

(D)

(D)


(D)

When so equipped, the ANI feature provides for the forwarding of information digits which identify that the call has originated from a hotel or motel, and whether room number identification is required, or that special screening is required, e.g., for pay telephone stations, dormitory or inmate stations, or other screening arrangements agreed to between the customer and the Telephone Company.

(T)

(D)

(D)



ISSUED: January 15, 1997

EFFECTIVE: April 1, 1997

BY: John L. Roe
Vice President - Carrier & Regulatory Services
5454 West 110th Street
Overland Park, Kansas 66211

ACCESS SERVICE

6. Switched Access Service (Cont'd)

6.3 Local Switching Optional Features (where equipment is available) (Cont'd)

(AA) Operator Trunk - Full Feature

This option provides the operator functions available in the end office to the customer's operator. These functions are (1) Operator Released, (2) Operator Attached, (3) Coin Collect, (4) Coin Return, and (5) Ringback. It is available with Feature Group D and is provided as a trunk type for Transport Termination.

(BB) **Reserved For Future Use**

(T)

(D)

(D)

(CC) Carrier Identification Parameter (CIP)

This option provides for the delivery of the Carrier Identification Code or the Access Code (101XXXX) to the customer within the initial address message SS7 call setup protocol. CIP is forwarded on originating Feature Group D Switched Access calls transported over SS7 trunks. CIP is available at no charge from suitably equipped end offices and access tandems.

(DD) Multifrequency Address Signaling

This feature, available with FGB, FGC and FGD, provides for the transmission of number information and control signals (e.g., number address signals, automatic number identification) between the end office switch and the customer's premises (in either direction). Multifrequency signaling arrangements make use of pairs of frequencies out of a group of six frequencies. Specific information transmitted is dependent upon feature group and call type (i.e., POTS, coin or operator). This feature is not available in combination with SS7 signaling.

(D)



ACCESS SERVICE

6. Switched Access Service (Cont'd)

6.3 Local Switching Optional Features (where equipment is available) (Cont'd)

(EE) Signaling System 7 (SS7) Signaling

This feature provides common channel out of band transmission of address and supervisory SS7 protocol signaling information between the end office switch or the tandem office switching system and the customer's designated premises. The signaling information is transmitted over facilities provided with the Common Channel Signaling/Signaling System 7 Interconnection Service as specified in 6.1.3 (B) (6) preceding. This feature is available with FGD and will be provided in accordance with the SS7 Interconnect specifications described in Technical Reference **Publication GR-905**.

(T)
(T)


Where the end office is capable of passing the Calling Party Number parameter within the initial address message, subject to the originating caller's use of available mechanisms to invoke the privacy of their number, the calling party number will be passed to the customer.

The Calling Party Number (CPN)* parameter provides for the automatic transmission of the ten digit directory number, associated with a calling station, to the customer's premises for calls originating in the LATA. The ten digit telephone number consists of the NPA plus the seven digit telephone number, which may or may not be the same number as the calling station's charge number. The ten digit telephone number will be coded as presented, or restricted via a "privacy indicator" for delivery to the called end user. This parameter is provided with originating FGD with SS7 signaling.

* CPN is available where technically feasible and where the Telephone Company has made optional blocking available to the originating end user.

(FF) International Carrier Option

This option allows for Feature Group D end office or access tandem switches equipped for International Direct Distance Dialing to be arranged to forward the international calls of one or more carriers to the customer (i.e., the Telephone Company is able to route originating international calls to a customer other than the one designated by the end user either through presubscription or 101XXXX dialing). This arrangement requires provision of written verification to the Telephone Company that the customer is authorized to forward such calls. The written verification must be in the form of a letter of agency authorizing the customer to order the option on behalf of the carrier. This option is only provided at Telephone Company end offices or access tandems equipped for International Direct Distance Dialing and is available only with Feature Group D.



ACCESS SERVICE

6. Switched Access Service (Cont'd)

6.3 Local Switching Optional Features (where equipment is available) (Cont'd)

(KK) Charge Number (CN)

This option provides for the automatic transmission of the ten digit billing number of the calling station number and originating line information. Customer use of the Charge Number feature is subject to the limitations set forth in Section 2.1.2(D) preceding. The specific protocol for CN is contained in Technical **Reference** Publication **GR-905** and related documentation. This feature is available only with Feature Group D when the SS7 signaling option is specified.

(T)


(LL) Call Screening

This feature provides for the passing of call screening digits on all calls that originate from Feature Group A lines. With Call Screening, the FGA dial tone office switched translations associated with the FGA line generate the ANI information digits of 07 on each call passed. Call Screening is available with FGA in suitably equipped end offices.

(MM) Switched 64 Clear Channel Capability

This option provides for a connection capable of transmitting 64.0 kbps digital data with clear channel capability between the customer's designated premises and a suitably equipped end office. Switched 64 Clear Channel Capability allows a customer to transport an all zero octet over a DS1/1.544 Mbps high capacity channel providing an available combined maximum 1.536 Mbps data rate. This option requires all digital facilities, including the use of Interface Group 6 or 9, and is available only with Feature Group D from end offices capable of providing SS7 signaling, Bipolar with Eight Zero Substitution (B8ZS) line code format, and Integrated Services Digital Network (ISDN) or other switched data base services. Switched 64 Clear Channel Capability is available in suitably equipped end offices as specified in National Exchange Carrier Association, *Inc.* Tariff F.C.C. No. 4.

(T)



ACCESS SERVICE

6. Switched Access Service (Cont'd)


6.3 Local Switching Optional Features (where equipment is available)
(Cont'd)

(PP) Flexible Automatic Number Identification (Flex ANI)

The Flex Ani feature provides an enhancement to the existing ANI Information Indicator (ANI II) digits which are included in the ANI optional feature as described in 6.3(F) preceding. The Flex ANI feature provides additional values for the ANI II digits that are associated with various classes of service not available with the standard ANI digits. This feature is provided per host central office on a Carrier Identification Code (CIC) basis. Flex ANI is available with Feature Group D service in equal access end offices where technically feasible and must be provisioned with the ten digit ANI optional feature.

(N)

(N)



ISSUE DATE:
April 20, 2000

Rudolph R. Povirk, Jr.
Director-Carrier Tariffs

EFFECTIVE DATE:
April 30, 2000

ACCESS SERVICE

6. Switched Access Service (Cont'd)

6.4 Transmission Specifications

Each Switched Access Service transmission path is provided with standard transmission specifications. There are three different standard specifications (Types A, B and C). The standard for a particular transmission path is dependent on the Feature Group, the Interface Group and whether the service is directly routed or via an access tandem. The available transmission specifications are set forth in 6.4.1 following. Data Transmission parameters are also provided with each Switched Access Service transmission path. The Telephone Company will, upon notification by the customer that the data parameters set forth in 6.4.2(A) or 6.4.2(B) not being met, conduct tests independently or in cooperation with the customer, and take any necessary action to insure that the data parameters are met.


The Telephone Company will maintain existing transmission specifications on functioning service configurations installed prior to the effective date of this tariff except that service configurations having performance specifications exceeding the standards listed in this provision will be maintained at the performance levels specified in this tariff.

The transmission specifications contained in this Section are immediate action limits. Acceptance limits are set forth in Technical Reference **Publication GR-3334**. This Technical Reference **Publication** also provides the basis for determining Switched Access Service maintenance limits.

(T)
(T)

6.4.1 Standard Transmission Specifications

Following are descriptions of the three Standard Transmission Specifications available with Switched Access Service Arrangements. The specific applications in terms of the Service Arrangement and Interface Groups with which the Service Arrangement Standard Transmission Specifications are provided are set forth in 6.2.1(C), 6.2.2(C), 6.2.3(C), 6.2.4(C) and 6.2.5(B) preceding.



ACCESS SERVICE

6. Switched Access Service (Cont'd)

6.4 Transmission Specifications (Cont'd)

6.4.1 Standard Transmission Specifications (Cont'd)

(A) Type A Transmission Specifications

Type A Transmission Specifications is provided with the following parameters:

(1) Loss Deviation

The maximum Loss Deviation of the 1004 Hz loss relative to the Expected Measured Loss (EML) is ± 2.0 dB.

(2) Attenuation Distortion

The maximum Attenuation Distortion in the 404 to 2804 Hz frequency band relative to the loss at 1004 Hz is - 1.0 dB to + 3.0 dB.


(3) C-Message Noise

The maximum C-Message Noise for the transmission path at the route miles listed is less than or equal to:

<u>Route Miles</u>	<u>C-Message Noise</u>
less than 50	32 dBrnC0
51 to 100	34 dBrnC0
101 to 200	37 dBrnC0
201 to 400	40 dBrnC0
401 to 1000	42 dBrnC0

(4) C-Notch Noise

The maximum C-Notch Noise, utilizing a -16 dBm0 holding tone, is less than or equal to 45 dBrnC0.



ISSUE DATE:
September 15, 1987

Vice President-Revenues
6666 West 110th Street
Overland Park, Kansas 66211

EFFECTIVE DATE:
October 1, 1987

ACCESS SERVICE

RECEIVED
SEP 15 1987
ACCT. & ENGI. DEPARTMENT
Nebr. Public Service Commission

6. Switched Access Service (Cont'd)

6.4 Transmission Specifications (Cont'd)

6.4.1 Standard Transmission Specifications (Cont'd)

(A) Type A Transmission Specifications (Cont'd)

(5) Echo Control

Echo Control, identified as Equal Level Echo Path Loss, and expressed as Echo Return Loss and Singing Return Loss, is dependent on the routing, i.e., whether the service is routed directly from the customer's point of termination (POT) to the end office or via an access tandem. It is equal to or greater than the following:

	<u>Echo Return Loss</u>	<u>Singing Return Loss</u>
POT to Access Tandem	21 dB	14 dB
POT to End Office		
- Direct	N/A	N/A
- Via Access Tandem	16 dB	11 dB

(B) Type B Transmission Specifications

Type B Transmission Specifications are provided with the following parameters:

RECEIVED
SEP 15 1987
ACCT. & ENGI. DEPARTMENT
Nebr. Public Service Commission

ISSUE DATE:
September 15, 1987

Vice President-Revenues
6666 West 110th Street
Overland Park, Kansas 66211

EFFECTIVE DATE:
October 1, 1987

ACCESS SERVICE

6. Switched Access Service (Cont'd)

6.4 Transmission Specifications (Cont'd)

6.4.1 Standard Transmission Specifications (Cont'd)

(T)

(B) Type B Transmission Specifications (Cont'd)

(1) Loss Deviation

The maximum Loss Deviation of the 1004 Hz loss relative to the Expected Measured Loss (EML) is + 2.5 dB.

(2) Attenuation Distortion


The maximum Attenuation Distortion in the 404 to 2804 Hz frequency band relative to loss at 1004 Hz is -2.0 dB to +4.0 dB.

(3) C-Message Noise

The maximum C-Message Noise for the transmission path at the route miles listed is less than or equal to:

Route Miles	C-Message Noise*	
	Type B1	Type B2
less than 50	32 dBrnCO	35 dBrnCO
51 to 100	33 dBrnCO	37 dBrnCO
101 to 200	35 dBrnCO	40 dBrnCO
201 to 400	37 dBrnCO	43 dBrnCO
401 to 4000	39 dBrnCO	45 dBrnCO

* For Feature Groups C and D only Type B2 will be provided. For Feature Groups A and B, Type B1 or B2 will be provided as set forth in Technical Reference Publication GR-3334.




ISSUE DATE:
March 3, 2008

Mark D. Harper
Director-State Regulatory

EFFECTIVE DATE:
March 13, 2008

ACCESS SERVICE



6. Switched Access Service (Cont'd)

6.4 Transmission Specifications (Cont'd)

6.4.1 Standard Transmission Specifications (Cont'd)

(B) Type B Transmission Specifications (Cont'd)

(4) C-Notch Noise

The maximum C-Notch Noise, utilizing a -16 dBm0 holding tone is less than or equal to 47 dBrnC0.

(5) Echo Control

Echo Control, identified as Impedance Balance for FGA and FGB and Equal Level Echo Path Loss for FGC and FGD, and expressed as Echo Return Loss (ERL) and Singing Return Loss (SRL), is dependent on the routing, i.e., whether the service is routed directly from the customer's point of termination (POT) to the end office or via an access tandem. The ERL and SRL also differ by Feature Group, type of termination, and type of transmission path. They are greater than or equal to the following:

	<u>Echo Return Loss</u>	<u>Singing Return Loss</u>
POT to Access Tandem		
- Terminated in 4-Wire trunk	21 dB	14 dB
- Terminated in 2-Wire trunk	16 dB	11 dB
POT to End Office		
- Direct	16 dB	11 dB

ACCESS SERVICE



6. Switched Access Service (Cont'd)

6.4 Transmission Specifications (Cont'd)

6.4.1 Standard Transmission Specifications (Cont'd)

(B) Type B Transmission Specifications (Cont'd)

(5) Echo Control (Cont'd)

	<u>Echo Return Loss</u>	<u>Singing Return Loss</u>
- Via Access Tandem		
. For FGB access	8 dB	4 dB
. For FGC access (Effective 4-Wire trans- mission path at end office)	16 dB	11 dB
. For FGC access (Effective 2-Wire trans- mission path at end office)	13 dB	6 dB

(C) Type C Transmission Specifications

Type C Transmission Specifications are provided with the following parameters:

ACCESS SERVICE

6. Switched Access Service (Cont'd)

6.4 Transmission Specifications (Cont'd)

6.4.1 Standard Transmission Specifications (Cont'd)

(T)

(C) Type C Transmission Specifications (Cont'd)

(1) Loss Deviation

The maximum Loss Deviation of the 1004 Hz loss relative to the Expected Measured Loss (EML) is + 3.0 dB.

(2) Attenuation Distortion


The maximum Attenuation Distortion in the 404 to 2804 Hz frequency band relative to loss at 1004 Hz is -2.0 dB to +5.5 dB.

(3) C-Message Noise


The maximum C-Message Noise for the transmission path at the route miles listed is less than or equal to:

<u>Route Miles</u>	<u>C-Message Noise*</u>	
	<u>Type B1</u>	<u>Type B2</u>
less than 50	32 dBrnCO	38 dBrnCO
51 to 100	33 dBrnCO	39 dBrnCO
101 to 200	35 dBrnCO	41 dBrnCO
201 to 400	37 dBrnCO	43 dBrnCO
401 to 4000	39 dBrnCO	45 dBrnCO

* For Feature Groups C and D only Type C2 will be provided. For Feature Groups A and B, Type C1 or C2 will be provided as set forth in Technical Reference Publication GR-3334.



ACCESS SERVICE



6. Switched Access Service (Cont'd)

6.4 Transmission Specifications (Cont'd)

6.4.1 Standard Transmission Specifications (Cont'd)

(C) Type C Transmission Specifications (Cont'd)

(4) C-Notch Noise


The maximum C-Notch Noise, utilizing a -16 dBm0 holding tone is less than or equal to 47 dBmCO.

(5) Echo Control

Echo Control, identified as Return Loss and expressed as Echo Return Loss and Singing Return Loss is equal to or greater than the following:

	<u>Echo Return Loss</u>	<u>Singing Return Loss</u>
POT to End Office - Direct	13dB	6dB

ACCESS SERVICE



6. Switched Access Service (Cont'd)

6.4 Transmission Specifications (Cont'd)

6.4.2 Data Transmission Parameters

Two types of Data Transmission Parameters, i.e., Type DA and Type DB, are provided for the Feature Group arrangements. The specific applications in terms of the Feature Groups with which they are provided are set forth in 6.2.1(C), 6.2.2(C), 6.2.3(C) and 6.2.4(C) preceding. Following are descriptions of each.

(A) Data Transmission Parameters Type DA

(1) Signal to C-Notched Noise Ratio

The Signal to C-Notched Noise Ratio is equal to or greater than 33 dB.

(2) Envelope Delay Distortion

The maximum Envelope Delay Distortion for the frequency bands and route miles specified is:


604 to 2804 Hz

less than 50 route miles	500 microseconds
equal to or greater than 50 route miles	900 microseconds

1004 to 2404 Hz

less than 50 route miles	200 microseconds
equal to or greater than 50 route miles	400 microseconds

ACCESS SERVICE



6. Switched Access Service (Cont'd)

6.4 Transmission Specifications (Cont'd)

6.4.2 Data Transmission Parameters (Cont'd)

(A) Data Transmission Parameters Type DA (Cont'd)

(3) Impulse Noise Counts

The Impulse Noise Counts exceeding a 65 dBrnC0 threshold in 15 minutes is no more than 15 counts.

(4) Intermodulation Distortion

The Second Order (R2) and Third Order (R3) Intermodulation Distortion products are equal to or greater than:

Second Order (R2)	33 dB
Third Order (R3)	37 dB

(5) Phase Jitter

The Phase Jitter over the 4-300 Hz frequency band is less than or equal to 5° peak-to-peak.

(6) Frequency Shift


The maximum Frequency Shift does not exceed -2 to +2 Hz.

(B) Data Transmission Parameters Type DB

(1) Signal to C-Notched Noise Ratio

The signal to C-Notched Noise Ratio is equal to or greater than 30 dB.

ACCESS SERVICE



6. Switched Access Service (Cont'd)

6.4 Transmission Specifications (Cont'd)

6.4.2 Data Transmission Parameters (Cont'd)

(B) Data Transmission Parameters Type DB (Cont'd)

(2) Envelope Delay Distortion

The maximum Envelope Delay Distortion for the frequency bands and route miles specified is:

604 to 2804 Hz

less than 50 route miles	800 microseconds
equal to or greater than 50 route miles	1000 microseconds

1004 to 2404 Hz

less than 50 route miles	320 microseconds
equal to or greater than 50 route miles	500 microseconds

(3) Impulse Noise Counts

The Impulse Noise Counts exceeding a 67 dBrnC0 threshold in 15 minutes is no more than 15 counts.

(4) Intermodulation Distortion

The Second Order (R2) and Third Order (R3) Intermodulation Distortion products are equal to or greater than:

Second Order (R2)	31 dB
Third Order (R3)	34 dB

ACCESS SERVICE

6. Switched Access Service (Cont'd)

6.4 Transmission Specifications (Cont'd)

6.4.2 Data Transmission Parameters (Cont'd)

(B) Data Transmission Parameters Type DB (Cont'd)

(5) Phase Jitter

The Phase Jitter over the 4-300 Hz frequency band is less than or equal to 7° peak-to-peak.

(6) Frequency Shift

The maximum Frequency Shift does not exceed -2 to +2 Hz.


6.4.3 Interface Groups

Four Interface Groups are provided for terminating an Entrance Facility at the customer's premises. Interface groups define the transmission characteristics associated with the Entrance Facility and all transport facilities with which it is interconnected.

Network Channel (NC) codes, feature group and technical specifications provide the available supervisory signaling options. The combination of the interface group and supervisory signaling ordered will identify the appropriate premises interface code (network channel interface code). Feature Group and technical specifications are set forth in Technical Reference **Publication GR-3334**.

Depending upon the interface group chosen by the customer, multiplexing arrangements may also be required. When the customer requests interconnection of an Entrance Facility to a Direct-Trunked Transport or Tandem-Switched Transport, and the interconnecting facilities use connections with different capacities or bandwidths, multiplexing arrangements are required to provide the interconnection. A multiplexing arrangement is also required to interconnect certain facilities with specific switch types. Multiplexing is available as set forth in 6.1.3(B)(5)(d) preceding.

(T)
(T)



ACCESS SERVICE

6. Switched Access Service (Cont'd)

6.4 Transmission Specifications (Cont'd)

6.4.3 Interface Groups (Cont'd)


As a result of the customer's access order and the type of Telephone Company transport facilities serving the customer's premises, the need for signaling conversions or two-wire to four-wire conversions, or the need to terminate digital or high frequency facilities in the channel bank equipment may require that Telephone Company equipment be placed at the customer's premises. For example, if a voice frequency interface is ordered by the customer and the Telephone Company facilities serving the customer's premises are digital, then Telephone Company channel bank equipment must be placed at the customer's premises in order to provide the voice frequency interface ordered by the customer.

Interface Group 1 is provided with Type C Transmission Specifications, and Interface Groups 2, 6 and 9 are provided with Type A or B Transmission Specifications, depending on the Feature Group and whether the Access Service is routed directly or through an access tandem. All interface Groups are provided with Data Transmission Parameters. (C)

Only certain premises interfaces are available at the customer's premises. The premises interfaces associated with the Interface Groups may vary among Feature Groups. The various premises interfaces which are available with the Interface Groups, and the Feature Groups with which they may be used, are set forth in 6.4.3(E) following. (T)

(A) Interface Group 1 (C)

Interface Group 1, except as set forth in the following, provides two-wire analog voice frequency transmission at the point of termination at the customer's premises. The interface is capable of transmission of voice and associated telephone signals within the frequency bandwidth of approximately 300 to 3000 Hz.



(D)

ACCESS SERVICE

6. Switched Access Service (Cont'd)

6.4 Transmission Specifications (Cont'd)

6.4.3 Interface Groups (Cont'd)

(A) Interface Group 1 (Cont'd)

(C)

Interface Group 1 is not provided in association with FGC and FGD when the first point of switching is an access tandem. In addition, Interface Group 1 is not provided in association with FGB, FGC or FGD when the first point of switching provides only four-wire terminations.

The transmission path between the point of termination at the customer's premises and the first point of switching may be comprised of any form or configuration of plant capable of and typically used in the telecommunications industry for the transmission of voice and associated telephone signals within the frequency bandwidth of 300 to 3000 Hz.

The interface is provided with loop supervisory signaling. When the interface is associated with FGA, such signaling will be loop start or ground start signaling. When the interface is associated with FGB, FGC or FGD, such signaling, except for two-way calling which is E&M signaling, will be reverse battery signaling.

(B) Interface Group 2

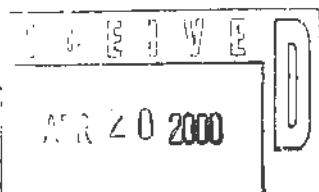
(C)

Interface Group 2 provides four-wire analog voice frequency transmission at the point of termination at the customer's premises. The interface is capable of transmission of voice and associated telephone signals within the frequency bandwidth of approximately 300 to 3000 Hz.

The transmission path between point of termination at the customer's premises and the first point of switching may be comprised of any form or configuration of plant capable of and typically used in the telecommunications industry for the transmission of voice and associated telephone signals within the frequency bandwidth of approximately 300 to 3000 Hz.

The interface is provided with loop supervisory signaling. When the interface is associated with FGA, such signaling will be loop start or ground start signaling. When the interface is associated with FGB, FGC or FGD, such signaling, except for two-way calling which is E&M signaling, will be reverse battery signaling.


(D)



ACCESS SERVICE

- 6. Switched Access Service (Cont'd)
- 6.4 Transmission Specifications (Cont'd)
- 6.4.3 Interface Groups (Cont'd)

(D)



(D)

(D)


ISSUE DATE:
April 20, 2000

Rudolph R. Povirk, Jr.
Director-Carrier Tariffs

EFFECTIVE DATE:
April 30, 2000

ACCESS SERVICE

- 6. Switched Access Service (Cont'd)
- 6.4 Transmission Specifications (Cont'd)
- 6.4.3 Interface Groups (Cont'd)



(D)

(C) Interface Group 6

(D)
(C)

Interface Group 6 provides DS1 level digital transmission at the point of termination at the customer premises. The interface is capable of transmitting electrical signals at a nominal 1.544 Mbps, with the capability to channelize up to 24 voice frequency transmission paths. Before the first point of switching, when analog switching utilizing analog terminations is provided, the Telephone Company will provide multiplex and channel bank equipment to derive 24 transmission paths of a frequency bandwidth of approximately 300 to 3000 Hz. When digital switching or analog switching with digital carrier terminations is provided, the Telephone Company will provide, at the first point of switching, a DS1 signal in D3/D4 format.


The interface is provided with individual transmission path bit stream supervisory signaling.

(D)

ACCESS SERVICE

- 6. Switched Access Service (Cont'd)
 - 6.4 Transmission Specifications (Cont'd)
 - 6.4.3 Interface Groups (Cont'd)

(D)



(D)

(D)

ISSUE DATE:
April 20, 2000

Rudolph R. Povirk, Jr.
Director-Carrier Tariffs

EFFECTIVE DATE:
April 30, 2000

ACCESS SERVICE

6. Switched Access Service (Cont'd)

6.4 Transmission Specifications (Cont'd)

6.4.3 Interface Groups (Cont'd)


(D) Interface Group 9

(C)

Interface Group 9 provides DS3 level digital transmission at the point of termination at the customer's premises. The interface is capable of transmitting electrical signals at a nominal 44.736 Mbps, with the capability to channelize up to 672 voice frequency transmission paths. Before the first point of switching, when analog switching utilizing analog terminations is provided, the Telephone Company will provide multiplex and channel bank equipment to derive up to 672 transmission paths of a frequency bandwidth of approximately 300 to 3000 Hz. When digital switching, or analog switching with digital carrier terminations is provided, the Telephone Company will provide, at the first point of switching, DS1 signals in D3/D4 format.

The interface is provided with individual transmission path bit stream supervisory signaling

(D)



(D)

(D)

ACCESS SERVICE

6. Switched Access Service (Cont'd)

6.4 Transmission Specifications (Cont'd)

6.4.3 Interface Groups (Cont'd)

(E) Available Premises Interface Codes

(T)

Following is a matrix showing, for each Interface Group, which premises interface codes are available as a function of the Telephone Company switch supervisory signaling and Feature Group. For explanations of these codes, see 7.3.1 following.

<u>Interface Group</u>	<u>Telephone Company Switch Supervisory Signaling</u>	<u>Premises Interface Code</u>	<u>Feature Group</u>			
			<u>A</u>	<u>B</u>	<u>C</u>	<u>D</u>
1	LO	2LS2	X			
	LO	2LS3	X			
	GO	2GS2	X			
	GO	2GS3	X			
	RV, EA, EB, EC	2DX3		X	X	X
	RV, EA, EB, EC	4EA2-E		X	X	X
	RV, EA, EB, EC	4EA3-E		X	X	X
	RV, EA, EB, EC	4EA2-M		X	X	X
	RV, EA, EB, EC	4EA3-M		X	X	X
	RV, EA, EB, EC	6EB2-E		X	X	X
	RV, EA, EB, EC	6EB3-E		X	X	X
	RV, EA, EB, EC	6EB2-M		X	X	X
	EA, EB, EC, EC	6EB3-M		X	X	X
	EA, EB, EC,	6EC2			X	X
	EA, EB, EC,	6EC3			X	X
	RV	2RV3-0		X	X	X
	RV	2RV3-T		X	X	X
	CCS	2N02				X

(D)

(D)

(N)

(N)


(N)

(N)

(N)

(C)

(N)



(D)

ACCESS SERVICE

6. Switched Access Service (Cont'd)


6.4 Transmission Specifications (Cont'd)

6.4.3 Interface Groups (Cont'd)

(E) Available Premises Interface Codes (Cont'd)

(T)

<u>Interface Group</u>	<u>Telephone Company Switch Supervisory Signaling</u>	<u>Premises Interface Code</u>	<u>Feature Group</u>				
			<u>A</u>	<u>B</u>	<u>C</u>	<u>D</u>	
2	LO, GO	4SF2	X				(C) (D)
	LO	4LS2	X				(D) (D)
	GO	4GS2	X				(D) (D)
							(D) (D)
	LO, GO	6EX2-B	X				(D)
	RV, EA, EB, EC	4SF2		X	X	X	(D)
	RV, EA, EB, EC	4DX2		X	X	X	(D)
	RV, EA, EB, EC	6DX2		X			(C)
	RV, EA, EB, EC	6EA2-E		X	X	X	
	RV, EA, EB, EC	6EA2-M		X	X	X	
	RV, EA, EB, EC	8EB2-E		X	X	X	
	RV, EA, EB, EC	8EB2-M		X	X	X	(C)
	EA, EB, EC	8EC2-M		X	X	X	(C)
	RV	4RV2-0		X	X	X	
	RV	4RV2-T		X	X	X	
	RV	4RV3-0		X	X		(D)
	CCS	4NO2					(N)



(D)

ACCESS SERVICE

6. Switched Access Service (Cont'd)

6.4 Transmission Specifications (Cont'd)

6.4.3 Interface Groups (Cont'd)

(E) Available Premises Interface Codes (Cont'd)

(T)

<u>Interface Group</u>	<u>Telephone Company Switch Supervisory Signaling</u>	<u>Premises Interface Code</u>	<u>Feature Group</u>			
			<u>A</u>	<u>B</u>	<u>C</u>	<u>D</u>
6	LO, GO	4DS9-15	X			
	LO, GO	4DS9-15L	X			
	RV, EA, EB, EC	4DS9-15		X	X	X
	RV, EA, EB, EC	4DS9-15L		X	X	X
	CCS	4DS9-15				X
	CCS	4DS9-15N				X
	CCS	4DS9-1BN				X
	CCS	4DS9-15B				X
9	LO, GO	4DS6-44	X			
	LO, GO	4DS6-44L	X			
	RV, EA, EB, EC	4DS6-44		X	X	X
	RV, EA, EB, EC	4DS6-44L		X	X	X
	CCS	4DS6-44				X

(D)

(D)


(N)

(N)

(D)

(D)

(N)



(D)

ACCESS SERVICE

6. Switched Access Service (Cont'd)

(D)


(D)

6.5 Obligations of the Telephone Company

In addition to the obligations of the Telephone Company set forth in 2. preceding, the Telephone Company has certain other obligations pertaining only to the provision of Switched Access Service. These obligations are as follows:

6.5.1 Network Management

The Telephone Company will administer its network to insure the provision of acceptable service levels to all telecommunications users of the Telephone Company's network services. Generally, service levels are considered acceptable only when both end users and customers are able to establish connections with little or no delay encountered within the Telephone Company network. The Telephone Company maintains the right to apply protective controls, i.e., those actions, such as call gapping, which selectively cancel the completion of traffic, over any traffic carried over its network, including that associated with a customer's Switched Access Service. Generally, such protective measures would only be taken as a result of occurrences such as failure or overload of Telephone Company or customer facilities, natural disasters, mass calling or national security demands. In the event that the protective controls applied by the Telephone Company result in the complete loss of service by the customer, the customer will be granted a Credit Allowance for Service Interruption as set forth in 2.4.4(B) (3) preceding.




(D)
(D)

ISSUE DATE:
April 20, 2000

Rudolph R. Povirk, Jr.
Director-Carrier Tariffs

EFFECTIVE DATE:
April 18, 2000

ACCESS SERVICE



6. Switched Access Service (Cont'd)

6.5 Obligations of the Telephone Company (Cont'd)

6.5.1 Network Management (Cont'd)

which selectively cancel the completion of traffic, over any traffic carried over its network, including that associated with a customer's Switched Access Service. Generally, such protective measures would only be taken as a result of occurrences such as failure or overload of Telephone Company or customer facilities, natural disasters, mass calling or national security demands. In the event that the protective controls applied by the Telephone Company result in the complete loss of service by the customer, the customer will be granted a Credit Allowance for Service Interruption as set forth in 2.4.4(B)(3) preceding.

6.5.2 Design and Traffic Routing of Switched Access Service

For Feature Group C and Feature Group D when ordered in busy hour minutes of capacity, the Telephone Company shall design and determine the routing of Switched Access Service, including the selection of the first point of switching and the selection of facilities from the interface to any switching point and to the end offices where busy hour minutes of capacity are ordered. The Telephone Company shall also decide if capacity is to be provided by originating only, terminating only, or two-way trunk groups. Finally, the Telephone Company will decide whether trunk side access will be provided through the use of two-wire or four-wire trunk terminating equipment. Selection of facilities and equipment and traffic routing of the service are based on standard engineering methods, available facilities and equipment, and the Telephone Company traffic routing plans. If the customer desires routing or directionality different from that determined by the Telephone Company, the Telephone Company will work cooperatively with the customer in determining (1) whether the service is to be routed directly to an end office or through an access tandem switch and (2) the directionality of the service.

ACCESS SERVICE



6. Switched Access Service (Cont'd)

6.5 Obligations of the Telephone Company (Cont'd)


6.5.2 Design and Traffic Routing of Switched Access (Cont'd)

For Feature Groups A and B and Feature Group D when ordered in trunks, the customer desired line or trunk directionality and/or traffic routing of the Switched Access Service between the customer's premises and the entry switch are specified on the customer's order for service. The Telephone Company will determine the optimal network configuration based on the capacity ordered. If the customer desires routing or directionality different from the optimal configuration determined by the Telephone Company, the Telephone Company will work cooperatively with the customer in determining (1) whether the service is to be routed directly to an end office or through an access tandem switch and (2) the directionality of the service before establishing a firm order. Additionally, for Feature Group B the customer may order the optional feature Customer Specification of Local Transport Termination.

6.5.3 Provision of Service Performance Data

Subject to availability, end-to-end service performance data available to the Telephone Company through its own service evaluation routines, may also be made available to the customer based on previously arranged intervals and format. These data provide information on overall end-to-end call completion and non-completion performance, e.g., customer equipment blockage, failure results and transmission performance. These data do not include service performance data which are provided under other tariff sections, e.g., testing service results. The charges for providing such data will be determined on an individual case basis.

ACCESS SERVICE



6. Switched Access Service (Cont'd)

6.5 Obligations of the Telephone Company (Cont'd)

6.5.4 Trunk Group Measurements Reports

Subject to availability, the Telephone Company will make available trunk group data in the form of usage in CCS, peg count and overflow, to the customer based on previously agreed to intervals. The charges for providing such data will be determined on an individual case basis.

6.5.5 Determination of Number of Transmission Paths


For Feature Groups A and B, which are ordered on a per line or per trunk basis respectively, and Feature Group D when ordered on a per trunk basis, the customer specifies the number of transmission paths in the order for service. The Telephone Company will determine the number of Switched Access Service transmission paths to be provided for the Switched Access Feature Group C or D busy hour minutes of capacity ordered. A transmission path is a communication path within the frequency bandwidth of approximately 300 to 3000 Hz or a derived communication path of a frequency bandwidth of approximately 300 Hz to 3000 Hz provided over a high frequency analog facility or a high speed digital facility between a customer's premises and a Telephone Company location. The number of transmission paths will be developed using the total busy hour minutes of capacity by traffic type (as described in 6.1.1(E) preceding) for the end offices for each Feature Group ordered from a customer's premises. The total busy hour minutes of capacity by type for the end office will be converted to transmission paths using standard Telephone Company traffic engineering methods. The number of transmission paths provided shall be the number required based on (1) the use of access tandem switches and end office switches, (2) the use of end office switches only, or (3) the use of tandem switches only.

ISSUE DATE:
September 15, 1987

Vice President-Revenues
6666 West 110th Street
Overland Park, Kansas 66211

EFFECTIVE DATE:
October 1, 1987

ACCESS SERVICE



6. Switched Access Service (Cont'd)

6.5 Obligations of the Telephone Company (Cont'd)


6.5.6 Determination of Number of End Office Transport Terminations

For analog entry switches, a termination will be provided for each transmission path provided. For digital entry switches an equivalent termination will be provided for each transmission path provided.

6.5.7 Design Blocking Probability

The Telephone Company will design and monitor the facilities used in the provision of Switched Access Service to meet the blocking probability criteria as set forth in (A) through (D) following:

- (A) For Feature Groups A and B no design blocking criteria apply.
- (B) For Feature Group C, the design blocking objective will be no greater than one percent (.01) between the point of termination at the customer's premises and the first point of switching when traffic is directly routed without an alternate route. Standard traffic engineering methods will be used by the Telephone Company to determine the number of transmission paths required to achieve this level of blocking.
- (C) For Feature Group D, the design blocking objective for the final group will be no greater than one percent (.01) between the point of termination at the customer's premises and the end office switch, whether the traffic is directly routed without an alternate route or routed via an access tandem. Standard traffic engineering methods will be used by the Telephone Company to determine the number of transmission paths required to achieve this level of blocking. The Telephone Company will determine which traffic tables are used based on trunk group type and switch technology. The customer will be provided with these tables upon request.



ISSUE DATE:
September 15, 1987

Vice President-Revenues
6666 West 110th Street
Overland Park, Kansas 66211

EFFECTIVE DATE:
October 1, 1987

ACCESS SERVICE

6. Switched Access Service (Cont'd)

6.5 Obligations of the Telephone Company (Cont'd)

6.5.7 Design Blocking Probability (Cont'd)

(D) The Telephone Company will perform routine measurement functions for the capacity ordered, whether ordered in lines, trunks or BHMCs, to assure that an adequate number of transmission paths are in service. The Telephone Company will recommend that additional capacity (i.e., busy hour minutes of capacity, lines or trunks) be ordered by the customer when additional paths are required to reduce the measured blocking level. For the Feature Group C or D capacity ordered, the design blocking objective is assumed to have been met if the routine measurements show that the measured blocking does not exceed the thresholds listed in the following tables.

(1) For transmission paths carrying only first routed traffic directly between an end office and a customer's premises without an alternate route, and for paths carrying only overflow traffic, the measured blocking thresholds are as follows:

Number of Transmission Paths Per Trunk Group	Measured Blocking Thresholds in the Time Consistent Busy Hour for the Number of Measurements Per Trunk Group			
	15-20	11-14	7-10	3-6
	<u>Measurements</u>	<u>Measurements</u>	<u>Measurements</u>	<u>Measurements</u>
2	.070	.080	.090	.140
3	.050	.060	.070	.090
4	.050	.060	.070	.080
5-6	.040	.050	.060	.070
7 or more	.030	.035	.040	.050

RECEIVED
SEP 15 1987
ACCT. & ENGI. DEPARTMENT
Nebr. Public Service Commission

ISSUE DATE:
September 15, 1987

Vice President-Revenues
6666 West 110th Street
Overland Park, Kansas 66211

EFFECTIVE DATE:
October 1, 1987

ACCESS SERVICE

6. Switched Access Service (Cont'd)

6.5 Obligations of the Telephone Company (Cont'd)

6.5.7 Design Blocking Probability (Cont'd)


(D) (Cont'd)

- (2) For transmission paths carrying first routed traffic between an end office and a customer's premises via an access tandem, the measured blocking thresholds are as follows:

<u>Number of Transmission Paths Per Trunk Group</u>	<u>Measured Blocking Thresholds in the Time Consistent Busy Hour for the Number of Measurements Per Trunk Group</u>			
	<u>15-20</u>	<u>11-14</u>	<u>7-10</u>	<u>3-6</u>
	<u>Measurements</u>	<u>Measurements</u>	<u>Measurements</u>	<u>Measurements</u>
2	.045	.055	.060	.095
3	.035	.040	.045	.060
4	.035	.040	.045	.055
5-6	.025	.035	.040	.045
7 or more	.020	.025	.030	.040

6.6 Obligations of the Customer

In addition to the Obligations of the Customer set forth in 2. preceding, the customer has certain specific obligations pertaining to the use of Switched Access Service. These obligations are as follows:



ISSUE DATE:
September 15, 1987

Vice President-Revenues
6666 West 110th Street
Overland Park, Kansas 66211

EFFECTIVE DATE:
October 1, 1987

ACCESS SERVICE

6. Switched Access Service (Cont'd)

6.6 Obligations of the Customer (Cont'd)

6.6.1 Report Requirements

Customers are responsible for providing the following reports to the Telephone Company, when applicable.

(A) Jurisdictional Reports

When a customer orders Switched Access Service for both interstate and intrastate use, the customer is responsible for providing reports as set forth in 2.3.14 preceding. Charges will be apportioned in accordance with those reports. The method to be used for determining the interstate charges is set forth in 2.3.15 preceding.

(B) Code Screening Reports

When a customer orders service class routing, trunk access limitation or call gapping arrangements, it must report the number of trunks and/or the appropriate codes to be instituted in each end office or access tandem switch, for each of the arrangements ordered.

(D)
|
(D)

RECEIVED

APR 21 1993

ACCT. & ENCL. DEPARTMENT
Nebr. Public Service Commission

ISSUE DATE:
April 21, 1993

Vice President - Administration
5454 West 110th Street
Overland Park, Kansas 66211

EFFECTIVE DATE:
May 1, 1993

ACCESS SERVICE

6. Switched Access Service (Cont'd)

6.6 Obligations of the Customer (Cont'd)

6.6.1 Report Requirements (Cont'd)

(C) 900 Access Service NXX Codes

All 900 NXX Code assignments and administration shall be in accordance with the North American Numbering Plan (NANP).

When ordering 900 Access Service, NXX Codes to be activated and NXX Codes to be deactivated must be provided to the Telephone Company at least 30 calendar days prior to the effective date of the change. Customer assigned codes, for which an order has not been received, will be blocked. When 900 Access Service intrastate traffic is terminated on a switched access line and not on a dedicated access line, the customer must notify the Telephone Company of all local exchange telephone numbers to which 900 Access Service traffic is designated so that the Telephone Company can balance the end office in accordance with standard Telephone Company engineering practices for heavy volume lines.

(D) Interim 500 Access Service NXX Codes

(N)

All 500 NXX Code assignments and administration shall be in accordance with the North American Numbering Plan (NANP).

When ordering Interim 500 Access Service, NXX Codes to be activated and NXX Codes to be deactivated must be provided to the Telephone Company at least 30 calendar days prior to the effective date of the change. Customer assigned codes, for which an order has not been received, will be blocked. When Interim 500 Access Service traffic is terminated on a switched access line and not on a dedicated access line, the customer must notify the Telephone Company of all local exchange telephone numbers to which Interim 500 Access Service traffic is designated so that the Telephone Company can balance the end office in accordance with standard Telephone Company engineering practices for heavy volume lines.

(N)



Material formerly found on this page now appears on First Revised Page 222.1.

ISSUE DATE:
March 19, 1996

John L. Roe
Vice President
5454 West 110th Street
Overland Park, Kansas 66211

EFFECTIVE DATE:
March 29, 1996

ACCESS SERVICE

6. Switched Access Service (Cont'd)

6.6 Obligations of the Customer (Cont'd)

6.6.2 Supervisory Signaling

(M)

The customer's facilities shall provide the necessary on-hook, off-hook, answer and disconnect supervision.


(M)

6.6.3 Trunk Group Measurement Reports

With the agreement of the customer, trunk group data in the form of usage in CCS, peg count and overflow for its end of all access trunk groups, where technologically feasible, will be made available to the Telephone Company. These data will be used to monitor trunk group utilization and service performance and will be based on previously arranged intervals and format.

6.6.4 Design of Switched Access Services

When a customer orders Switched Access Service on a per line or per trunk basis, it is the customer's responsibility to assure that sufficient access services have been ordered to handle its traffic.



Material found on this page formerly appeared on Second Revised Page 222.

ISSUE DATE:
March 19, 1996

John L. Roe
Vice President
5454 West 110th Street
Overland Park, Kansas 66211

EFFECTIVE DATE:
March 29, 1996

ACCESS SERVICE

6. Switched Access Service (Cont'd)

6.7 Rate Regulations

This section contains the specific regulations governing the rates and charges that apply for Switched Access Service.

6.7.1 Description and Application of Rates and Charges

There are four types of rates and charges that apply to Switched Access Service. These are monthly recurring rates (including fixed and per mile), nonrecurring charges, usage rates and zone density charges. These rates and charges are applied differently to the various rate elements as set forth in (D) following. (C)

(A) Monthly Rates

Monthly rates are flat recurring rates that apply each month or fraction thereof that a specific rate element is provided regardless of the amount of usage. Monthly rates may be either distance sensitive (per mile) or non-distance sensitive (fixed). For billing purposes, each month is considered to have 30 days.

(B) Usage Rates

Usage rates are rates that apply only when a specific rate element is used. These are applied on a per access minute basis as described in Section 6.7.1 (D), or on a per query basis as described in Section 6.2.5. Usage rates may be either distance sensitive (per mile) or non-distance sensitive (fixed). Access minute charges are accumulated over a monthly period.

(C) Nonrecurring Charges

Nonrecurring charges are one-time charges that apply for a specific work activity (i.e., installation or change to an existing service) and are developed at full cost recovery on a labor hours per labor time basis. When service is jointly provided under the Single Bill Method of Multiple Company (Interconnection Point) Billing, the nonrecurring charges reflect the average weighted costs of the exchange telephone companies involved and are applicable to all nonrecurring functions in the provision of Switched Access Service. Under the Multiple Bill Method, the nonrecurring charges reflect only the Telephone Company's costs and are applicable only when the nonrecurring function occurs within its territory. The types of nonrecurring charges that apply for Switched Access Service are: installation of service, installation of optional features, service rearrangements, Interim 500 Access Service, and 900 Access Service.

ISSUED:
May 9, 2013

Gary L. Kepley
Director, Regulatory Operations
5454 West 110th Street
Overland Park, KS 66211

EFFECTIVE:
July 2, 2013

ACCESS SERVICE

6. Switched Access Service (Cont'd)

6.7 Rate Regulations

6.7.1 Description and Application of Rates and Charges (Cont'd)

(C) Nonrecurring Charges (Cont'd)

(1) Installation of Service


Nonrecurring charges apply to each Switched Access Service installed. For FGA, the per line installation charge is applicable. For FGB, FGC, FGD, Interim 500 Access, TFC and 900, the per trunk installation charge is applicable on a per end office or tandem basis. (C)

(2) Installation of Optional Features

If a separate nonrecurring charge applies for the installation of an optional feature available with Switched Access Service, the charge applies whether the feature is installed coincident with the initial installation of service or at any time subsequent to the initial installation of service. (C)

(3) Service Rearrangements

Service rearrangements are changes to existing services installed which do not result in either a change in the minimum period requirements as set forth in 5.2.5 preceding or a change in the physical location of the point of termination at the customer's premises or the customer's end user's premises. Changes which result in the establishment of new minimum period obligations are treated as disconnects.



ISSUE DATE:
March 19, 1996

John L. Roe
Vice President
5454 West 110th Street
Overland Park, Kansas 66211

EFFECTIVE DATE:
March 29, 1996

ACCESS SERVICE

6. Switched Access Service (Cont'd)

6.7 Rate Regulations (Cont'd)

6.7.1 Description and Application of Rates and Charges (Cont'd)

(C) Nonrecurring Charges (Cont'd)


(3) Service Rearrangements (Cont'd)

and starts. Changes in the physical location of the point of termination are treated as moves and are described and charged for as set forth in 6.7.7 following.

The charge to the customer for the service rearrangement is dependent on whether the change is administrative only in nature or involves an actual physical change to the service.

Administrative changes will be made without charge(s) to the customer. Such changes require the continued provision and billing of the Access Service to the same entity (i.e., customer remains responsible for all outstanding indebtedness for the Access Service). Administrative changes are as follows:

- Change of customer name (i.e., the customer of record does not change but rather the customer of record changes its name--e.g., AT&T-Long Lines to AT&T-Communications),
- Change of customer or customer's end user premises address when the change of address is not a result of a physical relocation of equipment,



ISSUE DATE:
September 15, 1987

Vice President-Revenues
6666 West 110th Street
Overland Park, Kansas 66211

EFFECTIVE DATE:
October 1, 1987

ACCESS SERVICE

6. Switched Access Service (Cont'd)

6.7 Rate Regulations (Cont'd)

6.7.1 Description and Application of Rates and Charges (Cont'd)

(C) Nonrecurring Charges (Cont'd)


(3) Service Rearrangements (Cont'd)

- Change in billing data (name, address, or contact name or telephone number),
- Change of agency authorization,
- Change of customer circuit identification,
- Change of billing account number,
- Change of customer test line number,
- Change of customer or customer's end user contact name or telephone number,
- Change of jurisdiction

All other service rearrangements will be charged for as follows:

- If the change involves the addition of or a modification to an optional feature which has a separate nonrecurring charge, that nonrecurring charge will apply.
- Rearrangements to convert FGD trunks from multifrequency address signaling to SS7 signaling will be provided at no charge. Rearrangements to convert FGD trunks from SS7 signaling to multifrequency address signaling will incur nonrecurring charge(s) as specified in the Price List following. Such conversions will be scheduled on a project basis by the Telephone Company in cooperation with the customer.

(C)
(C)



ACCESS SERVICE

6. Switched Access Service (Cont'd)


6.7 Rate Regulations

6.7.1 Description and Application of Rates and Charges (Cont'd)

(C) Nonrecurring Charges (Cont'd)

(3) Service Rearrangements (Cont'd)

- When the service switching point (SSP) is located at the Telephone Company's access tandem, end office and tandem trunk rearrangements will be provided at the charges set forth in 15.2.1(B) following when all of the following conditions apply:
 - (a) End office and tandem trunk rearrangements will be provided only on Feature Group D trunks located at the end office switch.
 - (b) The customer must disconnect one trunk at the end office or access tandem for each trunk installed at the SSP-equipped tandem. The number of trunks being connected at the SSP-equipped tandem cannot exceed the number of trunks disconnected.
 - (c) The customer must place the order to connect at the SSP-equipped tandem at the same time the order is placed to disconnect from the end office or tandem. The due date of the disconnection order cannot be more than six months past the due date of the order to install at the SSP-equipped tandem.
 - (d) Orders to install at the SSP-equipped tandem must be received by the Telephone Company with a due date no later than six months after conversion to TFC number portability. (C)



If the Telephone company installs an SSP at the end office or tandem, upon receipt of an access order prior to December 31, 1995, the customer's trunks will be rearranged from the SSP-equipped tandem to the original end office or tandem at the access order charges set forth in 5.2.2 preceding.

ISSUE DATE:
March 19, 1996

John L. Roe
Vice President
5454 West 110th Street
Overland Park, Kansas 66211

EFFECTIVE DATE:
March 29, 1996

ACCESS SERVICE

RECEIVED
APR 21 1993
ACCT. & ENCL. DEPARTMENT
Nebr. Public Service Commission

6. Switched Access Service (Cont'd)

6.7 Rate Regulations (Cont'd)

6.7.1 Description and Application of Rates and Charges (Cont'd)

(C) Nonrecurring Charges (Cont'd)

(3) Service Rearrangements (Cont'd)

- When the SSP is not located at the Telephone Company's point of switching, and traffic routing changes for end office to tandem trunking are required, a charge equal to one half the Local Transport nonrecurring (i.e., installation) charge will apply on a per end office basis.
- When changes to an existing service are made prior to May 1, 1994, in connection with a customer converting trunks from tandem-switched transport to direct-trunked transport or from direct-trunked transport to tandem-switched transport, or when a customer orders the disconnection of over-provisioned trunks, service rearrangement nonrecurring charges do not apply.
- For all other changes, including the addition of, or modifications to, optional features without separate nonrecurring charges, a charge equal to one half the Local Transport nonrecurring (i.e., installation) charge will apply. When an optional feature is not required on each transmission path, but rather for an entire transmission path group, an end office or an access tandem switch, only one such charge will apply (i.e., it will not apply per transmission path).

(N)
|
(N)
|
(M)
|
(M)

Certain material on this page formerly appeared on Original Page 226.

ISSUE DATE:
April 21, 1993

Vice President - Administration
5454 West 110th Street
Overland Park, Kansas 66211

EFFECTIVE DATE:
May 1, 1993

ACCESS SERVICE

6. Switched Access Service (Cont'd)

6.7 Rate Regulations (Cont'd)


6.7.1 Description and Application of Rates and Charges (Cont'd)

(C) Nonrecurring Charges (Cont'd)

(3) Service Rearrangements (Cont'd)

These nonrecurring charges include installation of new facilities between the Telephone Company serving wire center and the customer's designated premises when such facilities are required to provision rerouted trunks.

- The nonrecurring charges associated with upgrades in capacity (i.e., multiple DS0s converting to DS1s, **multiple DS1s converting to DS3s or STS1s, or DS3s converting to STS1s**) will not apply when the customer maintains the same customer premises location. Requests to add or change optional features will be subject to the nonrecurring charges associated with the features requested. (C)
(C)
- Service rearrangements to redirect traffic from direct routed to tandem routed for performance of the TFC data base query required for TFC Access Service, where the TFC query function is initially available only at the tandem, will be assessed the End Office to Tandem Rearrangement Charge set forth in the Price List following. When the TFC data base query function becomes available for TFC Access Service at end offices subtending the tandem to which customers have redirected TFC traffic, customers will be allowed to rearrange TFC traffic from tandem routed to direct routed at no charge provided that the same customer premises is maintained.
- For all other charges, including the addition of, or modifications to, optional features without separate nonrecurring charges, a charge equal to one half the Switched Transport nonrecurring (i.e., installation) charge will apply. When an optional feature is not required on each transmission path, but rather for an entire transmission path group, an end office or an access tandem switch, only one such charge will apply (i.e., it will not apply per transmission path).



ACCESS SERVICE

6. Switched Access Service (Cont'd)

6.7 Rate Regulations (Cont'd)

6.7.1 Description and Application of Rates and Charges (Cont'd)


(C) Nonrecurring Charges (Cont'd)

(4) 900 Access Service

A nonrecurring charge as specified in 6.8.5 following applies each time a change is made which involves the addition or deletion of 900 NXX codes to be routed to the customer. The charge is assessed per 900 NXX code added or deleted for each Telephone Company end office switch or access tandem in which translation changes are required. This charge applies to the initial loading of one or more 900 NXX codes required to establish service for the customer, and to any subsequent changes (i.e., additions or deletions) to those codes. There is also an Assembly of Route Pattern nonrecurring charge which applies once for each Telephone Company end office, but only on the customer's initial request to the Telephone Company for 900 Access Service in the state, LATA, access tandem or end office.

(T)

(T)



(D)

ISSUE DATE:
April 20, 2000

Rudolph R. Povirk, Jr.
Director-Carrier Tariffs

EFFECTIVE DATE:
April 30, 2000

ACCESS SERVICE

6. Switched Access Service (Cont'd)

6.7 Rate Regulations (Cont'd)


6.7.1 Description and Application of Rates and Charges (Cont'd)

(C) Nonrecurring Charges (Cont'd)

(5) Interim 500 Access Service

A nonrecurring charge as specified in 15.3.6 following applies each time a change is made which involves the addition or deletion of 500 NXX codes to be routed to the customer. The charge is assessed per 500 NXX code added or deleted for each Telephone Company end office switch or access tandem in which translation changes are required. This charge applies to the initial loading of one or more 500 NXX codes required to establish service for the customer, and to any subsequent changes (i.e., additions or deletions) to those codes. There is also an Assembly of Route Pattern nonrecurring charge which applies once for each Telephone Company end office, but only on the customer's initial request to the Telephone Company for Interim 500 Access Service in the state, LATA, access tandem or end office.

(T)



ISSUE DATE:
April 20, 2000

Rudolph R. Povirk, Jr.
Director-Carrier Tariffs

EFFECTIVE DATE:
April 30, 2000

ACCESS SERVICE

6. Switched Access Service (Cont'd)

6.7 Rate Regulations (Cont'd)

6.7.1 Description and Application of Rates and Charges (Cont'd)

(D) Application of Rates

Local Switching rates are applied as premium rates. (C)

The specific application of premium rates for a specific customer is dependent upon the Feature Group and the availability of equal access capabilities in the end office to which the service is provided. (C)

The following rules provide the basis for applying the premium rates.

(D)

(D)

- (1) Premium rates apply to all FGC and FGD access minutes, to all FGA and FGB access minutes that originate from or terminate at end offices equipped with equal access (i.e., FGD) capabilities, and to all access minutes that originate or terminate at end offices not equipped with equal access capabilities when the service is provided to customers which furnish intrastate MTS/WATS. Premium rates also apply to all Interim 500, TFC and 900 Access Service minutes that originate from equal access end offices via FGD or Interim 500, TFC and 900 Access Service minutes that originate from non equal access end offices for customers who subscribe to FGC.

(T)

ISSUED:
May 9, 2013

Gary L. Kepley
Director, Regulatory Operations
5454 West 110th Street
Overland Park, KS 66211

EFFECTIVE:
July 2, 2013

ACCESS SERVICE

6. Switched Access Service (Cont'd)

6.7 Rate Regulations (Cont'd)

6.7.1 Description and Application of Rates and Charges (Cont'd)

(D) Application of Rates (Cont'd)

- (2) Premium rates, including Local Switching, apply to all FGB, FGC, and FGD usage at an end office for any customer which provides MTS and WATS services and subscribes to FGB and either FGC or FGD originating and/or terminating at those end offices. (T)

(D)

(D)

- (5) When FGA or FGB Switched Access Service provided to an entry switch (i.e., dial tone office for FGA and access tandem for FGB) has usage originating from and/or terminating at both end offices that have been converted to equal access, the premium rates for Switched Access Service will apply in the following manner: (C)

- (a) All access minutes that originate from or terminate at the equal access end office(s) will be billed at premium rates. (C)

(D)

(D)

ISSUED:
May 9, 2013

Gary L. Kepley
Director, Regulatory Operations
5454 West 110th Street
Overland Park, KS 66211

EFFECTIVE:
July 2, 2013

ACCESS SERVICE

6. Switched Access Service (Cont'd)


6.7 Rate Regulations (Cont'd)

6.7.1 Description and Application of Rates and Charges (Cont'd)

(D) Application of Rates (Cont'd)

(4) (Cont'd)

- (b) The number of access minutes to be rated as premium access minutes is determined as follows:
- (i) Where measurement capability exists, and end office specific usage data is available, premium rates will apply to all access minutes originating from or terminating at equal access end offices.
 - (ii) Where measurement capability does not exist and/or end office specific usage data is not available, originating and/or terminating usage will be apportioned between premium and non-premium usage as described following. The usage to be apportioned will be the recorded usage or the assumed usage as set forth in 6.7.8 following. Such apportionment will be



ISSUE DATE:
September 15, 1987

Vice President-Revenues
6666 West 110th Street
Overland Park, Kansas 66211

EFFECTIVE DATE:
October 1, 1987

ACCESS SERVICE

6. Switched Access Service (Cont'd)

6.7 Rate Regulations (Cont'd)

6.7.1 Description and Application of Rates and Charges (Cont'd)

(D) Application of Rates (Cont'd)

(4) (Cont'd)

(b) (Cont'd)

(ii) (Cont'd)

based on the ratio of the number of subscriber lines in the access area (i.e., local calling area or end offices subtending the access tandem, as appropriate) of the entry switch that are served by equal access end offices to the total number of subscriber lines in that access area. The ratio thus developed is applied to the total measured or assumed originating FGA usage, terminating FGA usage, originating FGB usage or terminating FGB usage, as applicable, to determine the usage to be billed at premium rates, unless adjusted as set forth in (iii) following.

The ratios used to determine the premium usage will be updated on a quarterly basis. The ratios to be used for the succeeding quarter will be provided to the customer with the last bill rendered in the quarter or mailed separately within five working days after the first day of the new quarter (i.e., January, April, July and October).

For purposes of administering this provision: (1) subscriber lines are defined as exchange service lines, Centrex lines and Centrex-type lines provided by the Telephone Company under its local and/or general exchange service tariff; (2) the access area is defined as the local calling area of the dial tone office for originating and terminating FGA and all

ISSUE DATE:
September 15, 1987

Vice President-Revenues
6666 West 110th Street
Overland Park, Kansas 66211

EFFECTIVE DATE:
October 1, 1987

RECEIVED
SEP 15 1987
ACCT. & ENGI. DEPARTMENT
Nebr. Public Service Commission

ACCESS SERVICE

6. Switched Access Service (Cont'd)

6.7 Rate Regulations (Cont'd)

6.7.1 Description and Application of Rates and Charges (Cont'd)

(D) Application of Rates (Cont'd)

(4) (Cont'd)

(b) (Cont'd)

(ii) (Cont'd)

end offices subtending the access tandem for originating and terminating FGB; and (3) the local calling area of the dial tone office is as defined in the Telephone Company's local and/or general exchange service tariff.

(iii) Where FGD Switched Access Service is provided to a customer in an end office(s) where FGA or FGB premium access minutes have been determined in accordance with (ii) preceding, such premium access minutes will be adjusted in the following manner. For each FGD access minute originating from or terminating at that end office, the originating or terminating FGA or FGB premium access minutes determined as set forth in (ii) preceding will be reduced on a one for one basis, but in no event shall the reduction exceed the total number of FGA or FGB premium access minutes originating from or terminating at that end office. The customer will be billed for the revised number of premium access minutes.



ACCESS SERVICE

6. Switched Access Service (Cont'd)

6.7 Rate Regulations (Cont'd)

6.7.1 Description and Application of Rates and Charges (Cont'd)

(D) Application of Rates (Cont'd)

(6) (Cont'd)

- (c) The Telephone Company will provide written notification to all access customers of record within a particular local calling area that an end office in that local calling area is scheduled to be converted to an equal access end office. This notification will be sent, via certified U.S. Mail, to each customer of record in the local calling area where the conversion is scheduled to occur, at least six months in advance of the conversion date. (Z)

The customer will have the choice of converting existing services to equal access (i.e., Feature Group D) at no charge pursuant to the conditions set forth in 6.7.4 following, or retaining the existing services. Premium rates will apply to the total access minutes beginning on the actual conversion date, whether the customer chooses to convert to FGD or retain existing services.



ISSUE DATE:
March 3, 2008

Mark D. Harper
Director-State Regulatory

EFFECTIVE DATE:
March 13, 2008


ACCESS SERVICE

6. Switched Access Service (Cont'd)

6.7 Rate Regulations (Cont'd)

6.7.1 Description and Application of Rates and Charges (Cont'd)

(D)



(D)

ISSUE DATE:
April 20, 2000

Rudolph R. Povirk, Jr.
Director-Carrier Tariffs

EFFECTIVE DATE:
April 30, 2000

ACCESS SERVICE


6. Switched Access Service (Cont'd)

6.7 Rate Regulations (Cont'd)

6.7.1 Description and Application of Rates and Charges (Cont'd)

(D)

(D)



ISSUE DATE:
April 20, 2000

Rudolph R. Povirk, Jr.
Director-Carrier Tariffs

EFFECTIVE DATE:
April 30, 2000

ACCESS SERVICE

6. Switched Access Service (Cont'd)

6.7 Rate Regulations (Cont'd)

6.7.1 Description and Application of Rates and Charges (Cont'd)

(D) Application of Rates (Cont'd)

(D)

(D)

RECEIVED

MAR 15 1991

ADJUT. GENERAL DEPARTMENT
Nebr. Public Service Commission

ISSUE DATE:
March 25, 1991

Vice President-Administration
5454 West 110th Street
Overland Park, Kansas 66211

EFFECTIVE DATE:
March 25, 1991

ACCESS SERVICE

6. Switched Access Service (Cont'd)

6.7 Rate Regulations (Cont'd)

6.7.2 Minimum Periods


The minimum service period for all switched access services is one month, with the exception of Feature Group D. Feature Group D is provided for a minimum period of three months.

6.7.3 Minimum Monthly Charge

Switched Access Service is subject to a minimum monthly charge. The minimum charge applies for the total capacity provided. The minimum monthly charge consists of the following elements:

For usage rated Switched Access Services, the minimum monthly charge for the Interconnection, Tandem-Switched Transport, Local Switching, and Information Surcharge rate elements is the sum of the charges set forth in the **Effective** Price List following for the measure or assumed usage for the month. For flat rated Switched Access service, the minimum monthly charge for the Entrance Facility and Direct-Trunked Transport rate elements is the applicable monthly rate for the service.

(T)



ISSUE DATE:
December 17, 2001

Warren Hannah
Director – Tariffs

EFFECTIVE DATE:
January 17, 2002

ACCESS SERVICE



6. Switched Access Service (Cont'd)

6.7 Rate Regulations (Cont'd)

6.7.6 Change of Feature Group Type

Changes from one type of Feature Group to another will be treated as a discontinuance of one type of service and a start of another. Nonrecurring charges will apply, with two exceptions.

- (1) When a customer upgrades a Feature Group A or B service to a Feature Group D service, the nonrecurring charges will not apply if the following conditions are met:
 - (a) The same customer premises is maintained, and
 - (b) The orders for the disconnect of the FGA or FGB service and the start of FGD service are placed with the Telephone Company at the same time, and
 - (c) The customer requests the same effective date for both the disconnect of service and start of service orders, or
 - (d) The customer requests the FGA or FGB service be disconnected no more than 90 days after the start of the FGD service.
- (2) When a FGC service is upgraded to a FGD service, the nonrecurring charge will not apply. Because FGC is no longer available in an end office once the end office is equipped with equal access capabilities, (i.e., FGD), such upgrades will be performed by the Telephone Company without the customer being required to place an order for the change.

When the effective dates for the disconnect and start of service are the same, minimum period obligations will not change, (i.e., the time elapsed in the existing minimum period obligations will be credited to the minimum period obligations for FGD). When the effective dates for the disconnect and start of service are different, new minimum period obligations will be established for the FGD service. For all other changes from one type of Feature Group to another, new minimum period obligations will also be established.

ISSUE DATE:
September 15, 1987

Vice President-Revenues
6666 West 110th Street
Overland Park, Kansas 66211

EFFECTIVE DATE:
October 1, 1987

ACCESS SERVICE

6. Switched Access Service (Cont'd)

6.7 Rate Regulations (Cont'd)

6.7.5 Moves

A move involves a change in the physical location of one of the following:

- The point of termination at the customer's premises (T)
- The customer's premises (T)

The charges for the move are dependent on whether the move is to a new location within the same building or to a different building.

(A) Moves Within the Same Building (T)

When the move is to a new location within the same building, the charge for the move will be an amount equal to one half of the nonrecurring (i.e., installation) charge for the capacity affected. There will be no change in the minimum period requirements.


(B) Moves to a Different Building (T)

Moves to a different building will be treated as a discontinuance and start of service and all associated nonrecurring charges will apply. New minimum period requirements will be established for the new service. The customer will also remain responsible for satisfying all outstanding minimum period charges for the discontinued service.

When moves to a different building occur simultaneously with rerouting trunks from tandem to end office or from end office to tandem transport, a charge equal to one half of the associated installation charges will apply.

6.7.6 Accumulation of Number of Transmission Paths

The number of transmission paths used to determine the charges as set forth in Price List shall be the sum of the number of paths actually provided as set forth in Section 6.5.5.



ACCESS SERVICE

6. Switched Access Service (Cont'd)


6.7 Rate Regulations (Cont'd)

6.7.8 Measuring Access Minutes

Customer traffic to end offices will be measured (i.e., recorded or assumed) by the Telephone Company at end office switches or access tandem switches. Originating and terminating calls will be measured (i.e., recorded or assumed) by the Telephone Company to determine the basis for computing chargeable access minutes. For terminating calls over FGA and FGB, FGC to TFC, and FGD, and for originating calls over FGA, FGB, and FGD, the measured minutes are the chargeable access minutes. For originating calls over FGC, chargeable originating access minutes are derived from measured conversation minutes and through the use of Telephone Company factors. Chargeable terminating access minutes for FGC are derived on an individual entity basis from measured originating access minutes through application of a factor based on the Jurisdictional Traffic Separations System (JTSS) Report Out + In/Out Ratio minus 1. (C)

When assumed minutes are used, the assumed minutes are the chargeable access minutes.

FGA access minutes or fractions thereof, the exact value of the fraction being a function of the switch technology where the measurement is made, are accumulated over the billing period for each line or hunt group, and are then rounded up to the nearest access minute for each line or hunt group.



ISSUE DATE:
March 19, 1996

John L. Roe
Vice President
5454 West 110th Street
Overland Park, Kansas 66211

EFFECTIVE DATE:
March 29, 1996

ACCESS SERVICE

6. Switched Access Service (Cont'd)


6.7 Rate Regulations (Cont'd)

6.7.8 Measuring Access Minutes (Cont'd)

FGB, FGC and FGD access minutes or fractions thereof, the exact value of the fraction being a function of the switch technology where the measurement is made, are accumulated over the billing period for each end office, and are then rounded up to the nearest access minute for each end office.

Assumed minutes are used for FGA and FGB services which originate or terminate in end offices not equipped with measurement capabilities.

Where originating and/or terminating recording capability does not exist for FGA, the number of access minutes will be assumed to be 3080 access minutes per line if the line is arranged for two way calling, 1629 access minutes per line if the line is arranged for originating only calling, and 1451 access minutes per line if the line is arranged for terminating only calling. When the line is arranged for two way calling and there is no recording capability for either direction, 1629 access minutes will be assumed to be originating and 1451 access minutes will be assumed to be terminating. Where recording capability exists for either originating or terminating usage, but not both, on a line arranged for two way calling, the number of access minutes per line will be an assumed 3080 or the recorded usage, whichever is greater. If the usage in the measured direction exceeds 3080 access minutes, it will be assumed that there is zero usage in the unmeasured direction. If the measured usage is less than 3080 access minutes, the usage in the unmeasured direction will be assumed to be 3080 access minutes minus the measured usage (e.g., 3080-2000 measured = 1080 assumed in the unmeasured direction). Application of assumed access minutes of FGA lines (i.e., 1629, 1451, and 3080 assumed minutes of FGA lines arranged for originating only, terminating only, and two way calling respectively) will expire on July 1, 1987, unless sooner cancelled or extended.



ISSUE DATE:
September 15, 1987

Vice President - Revenues
6666 West 110th Street
Overland Park, Kansas 66211

EFFECTIVE DATE:
October 1, 1987

ACCESS SERVICE

6. Switched Access Service (Cont'd)

6.7 Rate Regulations (Cont'd)


6.7.8 Measuring Access Minutes (Cont'd)

Where originating and/or terminating recording capability does not exist for FGB provided to an entry switch, the number of access minutes will be assumed to be 9000 access minutes per trunk if the trunk is arranged for two way calling, and 4500 access minutes per trunk if the trunk is arranged for one way calling. When the trunk is arranged for two way calling and there is no recording capability for either direction, 4500 access minutes will be assumed to be originating and 4500 access minutes will be assumed to be terminating. Where recording capability exists for either originating or terminating usage, but not both, on a trunk arranged for two way calling, the number of access minutes per trunk will be an assumed 9000 or the recorded usage, whichever is greater. If the usage in the measured direction exceeds 9000 access minutes, it will be assumed that there is zero usage in the unmeasured direction. If the measured usage is less than 9000 access minutes, the usage in the unmeasured direction will be assumed to be 9000 access minutes minus the measured usage (e.g., 9000 - 6000 measured = 3000 assumed in unmeasured direction). Application of assumed access minutes on FGB trunks (i.e., 4500 and 9000 assumed minutes on FGB trunks arranged for one way and two way calling respectively) will expire on July 1, 1987, unless sooner cancelled or extended.

(A) Feature Group A Usage Measurement

For originating calls over FGA, usage measurement begins when the originating FGA entry switch receives an off-hook supervisory signal forwarded from the customer's point of termination, indicating that the customer has received the call.

The measurement of originating call usage over FGA ends when the originating FGA entry switch receives an on-hook supervisory signal from either the originating end user's end office, indicating the originating end user has disconnected, or the customer's point of termination, whichever is recognized first by the entry switch.



ISSUE DATE:
September 15, 1987

Vice President-Revenues
6666 West 110th Street
Overland Park, Kansas 66211

EFFECTIVE DATE:
October 1, 1987

ACCESS SERVICE

6. Switched Access Service (Cont'd)

6.7 Rate Regulations (Cont'd)

6.7.8 Measuring Access Minutes (Cont'd)

(A) Feature Group A Usage Measurement (Cont'd)

For terminating calls over FGA, usage measurement begins when the terminating FGA entry switch receives an off-hook supervisory signal from the terminating end user's end office, indicating the terminating end user has answered. The measurement of terminating call usage over FGA ends when the terminating FGA entry switch receives an on-hook supervisory signal from either the terminating end user's end office, indicating the terminating end user has disconnected, or the customer's point of termination, whichever is recognized first by the entry switch.


(B) Feature Group B Usage Measurement

For originating calls over FGB, usage measurement begins when the originating FGB entry switch receives answer supervision forwarded from the customer's point of termination, indicating the customer's equipment has answered.

The measurement of originating call usage over FGB ends when the originating FGB entry switch receives disconnect supervision from either the originating end user's end office, indicating the originating end user has disconnected, or the customer's point of termination, whichever is recognized first by the entry switch.

For terminating calls over FGB, usage measurement begins when the terminating FGB entry switch receives answer supervision from the terminating end user's end office, indicating the terminating end user has answered.

The measurement of terminating call usage over FGB ends when the terminating FGB entry switch receives disconnect supervision from either the terminating end user's end office, indicating the terminating end user has disconnected, or the customer's point of termination, whichever is recognized first by the entry switch.



ACCESS SERVICE

6. Switched Access Service (Cont'd)

6.7 Rate Regulations (Cont'd)

6.7.8 Measuring Access Minutes (Cont'd)

(C) Feature Group C Usage Measurement


For originating calls over FGC, usage measurement begins when the originating FGC entry switch receives answer supervision from the customer's point of termination, indicating that the called party has answered.

The measurement of originating call usage over FGC ends when the originating FGC entry switch receives disconnect supervision from either the originating end user's end office, indicating the originating end user has disconnected, or the customer's point of termination, whichever is recognized first by the entry switch.

For terminating calls over FGC to services other than TFC, 900 or Directory Assistance, terminating FGC usage may not be directly measured at the terminating entry switch, but may be imputed from originating usage, excluding usage from calls to TFC, 900 or Directory Assistance Services. Actual measured usage will be used where available rather than an imputed value. (C)

For terminating calls over FGC to TFC Service, usage measurement begins when the terminating FGC entry switch receives answer supervision from the terminating end user's end office, indicating the terminating TFC Service end user has answered. (C)

The measurement of terminating call usage over FGC to TFC Service ends when the terminating FGC entry switch receives an on-hook supervisory signal from the terminating end user's end office, indicating the terminating TFC Service end user has disconnected, or from the customer's point of termination, whichever is recognized first by the entry switch. (C)



ISSUE DATE:
March 19, 1996

John L. Roe
Vice President
5454 West 110th Street
Overland Park, Kansas 66211

EFFECTIVE DATE:
March 29, 1996

ACCESS SERVICE

6. Switched Access Service (Cont'd)

6.7 Rate Regulations (Cont'd)

6.7.8 Measuring Access Minutes (Cont'd)

(D) Feature Group D Usage Measurement

For originating calls over FGD, usage measurement begins when the originating FGD entry switch receives the first wink supervisory signal forwarded from the customer's point of termination.

The measurement of originating call usage over FGD ends when the originating FGD entry switch receives disconnect supervision from either the originating end user's end office, indicating the originating end user has disconnected, or the customer's point of termination, whichever is recognized first by the entry switch.

For terminating calls over FGD, the measurement of access minutes begins when the terminating FGD entry switch receives answer supervision from the terminating end user's end office, indicating the terminating end user has answered.

The measurement of terminating call usage over FGD ends when the terminating FGD entry switch receives disconnect supervision from either the terminating end user's end office, indicating the terminating end user has disconnected, or the customer's point of termination, whichever is recognized first by the entry switch.

RECEIVED

SEP 15 1987

ACCT. & ENGI. DEPARTMENT
Nebr. Public Service Commission

ISSUE DATE:
September 15, 1987

Vice President-Revenues
6666 West 110th Street
Overland Park, Kansas 66211

EFFECTIVE DATE:
October 1, 1987

ACCESS SERVICE

6. Switched Access Service (Cont'd)

6.7 Rate Regulations (Cont'd)

6.7.8 Measuring Access Minutes (Cont'd)


(E) Toll Free Code (TFC) Access Service Usage Measurement (C)

Usage measurement from non-equal access and equal access end offices without the customer identification function begins when the originating end office switch receives off-hook supervision forwarded from the customer's point of termination, indicating the transmitted digits have been received, except for FGC as stated following.

Usage measurement for FGC begins when the originating end office receives off-hook answer supervision forwarded from the customer's point of termination, indicating the called party has answered.

Usage measurement from equal access end offices with the customer identification function begins when the originating end office switch receives the first wink supervisory signal forwarded from the customer's point of termination.

In all cases, usage measurement ends when the originating end office receives on-hook disconnect supervision from either the originating end user's end office, indicating the originating end user has disconnected, or the customer's point of termination, which ever is recognized first by the end office.



ISSUE DATE:
March 19, 1996

John L. Roe
Vice President
5454 West 110th Street
Overland Park, Kansas 66211

EFFECTIVE DATE:
March 29, 1996

ACCESS SERVICE

6. Switched Access Service (Cont'd)

6.7 Rate Regulations (Cont'd)

6.7.8 Measuring Access Minutes

(F) 900 Access Service Usage Measurement

Usage measurement from non-equal access and equal access end offices without the customer identification function begins when the originating end office switch receives off-hook supervision forwarded from the customer's point of termination, indicating the transmitted digits have been received, except for FGC as stated following.

Usage measurement for FGC begins when the originating end office receives off-hook answer supervision forwarded from the customer's point of termination, indicating the called party has answered.

Usage measurement from equal access end offices with the customer identification function begins when the originating end office switch receives the first wink supervisory signal forwarded from the customer's point of termination.

In all cases, usage measurement ends when the originating end office receives on-hook disconnect supervision from either the originating end user's end office, indicating the originating end user has disconnected, or the customer's point of termination, which ever is recognized first by the end office.

(N)

(N)

RECEIVED

MAR 15 1991

ACCOUNTS DEPARTMENT
Missouri Public Service Commission

ISSUE DATE:
March 25, 1991

Vice President-Administration
5454 West 110th Street
Overland Park, Kansas 66211

EFFECTIVE DATE:
March 25, 1991

ACCESS SERVICE

6. Switched Access Service (Cont'd)

6.7 Rate Regulations (Cont'd)

6.7.7 Measuring Access Minutes (Cont'd)

(G) Interim 500 Access Service Usage Measurement

(N)


Usage measurement from non-equal access and equal access end offices without the customer identification function begins when the originating end office switch receives off-hook supervision forwarded from the customer's point of termination, indicating the transmitted digits have been received, except for FGC as stated following.

Usage measurement for FGC begins when the originating end office receives off-hook answer supervision forwarded from the customer's point of termination, indicating the called party has answered.

Usage measurement from equal access end offices with the customer identification function begins when the originating end office switch receives the first wink supervisory signal forwarded from the customer's point of termination.

In all cases, usage measurement ends when the originating end office receives on-hook disconnect supervision from either the originating end user's end office, indicating the originating end user has disconnected, or the customer's point of termination, whichever is recognized first by the end office.

(N)



ISSUE DATE:
March 19, 1996

John L. Roe
Vice President
5454 West 110th Street
Overland Park, Kansas 66211

EFFECTIVE DATE:
March 29, 1996

ACCESS SERVICE

6. Switched Access Service (Cont'd)

6.7 Rate Regulations (Cont'd)

6.7.8 Network Blocking Charge for Feature Group D

The customer will be notified by the Telephone Company to increase its capacity (quantities of trunks) when excessive trunk group blocking occurs on groups carrying Feature Group D traffic. Excessive trunk group blocking occurs when the blocking thresholds as described in 6.5.6 preceding are exceeded. If the order for sufficient additional capacity to handle the customers' traffic has not been received by the Telephone Company within 15 days of the notification, the Telephone Company will bill the customer, at the rate set forth in the price list, 1.3.1 (C) following, for each overflow in excess of the chargeable threshold.

Chargeable Thresholds


For Trunk Groups As Specified in 6.5.7(D)(1)

<u>Trunk Group Size</u>	<u>Allowable Overflows Per Trunk Per Month</u>
1-2	18
3-4	19
5-6	13
7-40	10
41-139	9
140-500	8
501 or greater	7

(Z)

For Trunk Groups As Specified in 6.5.7(D)(2)

<u>Trunk Group Size</u>	<u>Allowable Overflows Per Trunk Per Month</u>
1-4	10
5-6	8
7-125	6
126 or greater	5



ACCESS SERVICE

6. Switched Access Service (Cont'd)

6.7 Rate Regulations (Cont'd)

6.7.10 Application of Rates for Extension Service

Feature Group A Switched Access Service is available with extensions, i.e., additional terminations of the service at different building(s) in the same or a different exchange. Feature Group A extensions within the same exchange are charged for under the Telephone Company's local and/or general exchange service tariffs. Feature Group A extensions in different exchanges are charged for as Special Access Service. The rate elements which apply are: A Voice Grade Channel Termination, Channel Mileage, if applicable, and a Signaling Capability, if applicable. All appropriate monthly rates and nonrecurring charges set forth in 7.5.3 following will apply. Such extensions are ordered as set forth in 5.2 preceding.

(C)
(C)

6.7.11 Message Unit Credit

Calls from end users to the seven digit local telephone numbers associated with Feature Groups A Switched Access Service will not be charged, therefore, a message unit credit will not be applicable.

6.7.12 Local Information Delivery Services

Calls over Switched Access in the terminating direction to certain community information services will be rated under the applicable rates for Switched Access Service as set forth in 6.8 following. In addition, the charges per call as specified under the Telephone Company's local and/or general exchange service tariffs, e.g., 976 (DIAL-IT) Network Services, will also apply.

6.7.13 Mileage Measurement

The mileage to be used to determine the rate for Local Transport is calculated based on the airline distance between the end office switch where the call carried by Local Transport originates or terminates and the customer's

RECEIVED

MAR 15 1991

ADJUT. GEN. DEPARTMENT
Nebr. Public Service Commission

ISSUE DATE:
March 25, 1991

Vice President-Administration
5454 West 110th Street
Overland Park, Kansas 66211

EFFECTIVE DATE:
March 25, 1991

ACCESS SERVICE

6. Switched Access Service (Cont'd)

6.7 Rate Regulations (Cont'd)

6.7.13 Mileage Measurement (Cont'd)

serving wire center, except as set forth in (A) through (I) following. The V&H coordinates method is used to determine mileage. This method is set forth in the EXCHANGE CARRIER ASSOCIATION TARIFF F.C.C. NO. 4 for Wire Center Information (V&H coordinates).

Mileage is shown in 15.3.1(A) following in terms of mileage bands. To determine the rate to be billed, first compute the mileage using the V&H coordinates method, then find the band into which the computed mileage falls and apply the rate shown for that band. If the calculation results in a fraction of a mile, always round up to the next whole mile before determining the mileage band and applying the rates.

Exceptions to the mileage measurement rules are as follows:

- (A) Mileage for access minutes in the originating direction over Feature Group A Switched Access Service will be calculated on an airline basis, using the V&H coordinates method, between the end office switch where the Feature Group A switching dial tone is provided and the customer's serving wire center for the Switched Access Service provided. This exception does not apply to access minutes originating and/or terminating in an Extended Area Service area as set forth in 6.7.1(D)(5) preceding. Extended Area Service area mileage measurement exceptions are found in (H) following.
- (B) When trunks are rerouted from an end office to an access tandem as set forth in 6.7.1(c)(3) preceding, the local transport mileage will be calculated on the airline distance between the end office and the serving wire center of the customer's POP associated with that access tandem.

(C)
|
(C)

ISSUE DATE:
April 21, 1993

Vice President - Administration
5454 West 110th Street
Overland Park, Kansas 66211

EFFECTIVE DATE:
May 1, 1993

RECEIVED
APR 21 1993
ACCT. & ENCL. DEPARTMENT
Nebr. Public Service Commission

ACCESS SERVICE

RECEIVED

APR 21 1993

ACCT. & ENCL. DEPARTMENT
Nebr. Public Service Commission

- 6. Switched Access Service (Cont'd)
- 6.7 Rate Regulations (Cont'd)
- 6.7.13 Mileage Measurement (Cont'd)

(D)
|
-
|
(D)

(C) When the Alternate Traffic Routing optional feature is provided with Feature Groups B, C, and D to provide service from an end office to different customer premises locations, Local Transport access minutes will be apportioned between the two transmission routes used to provide this feature. For Feature Groups B and C, such apportionment will be made using standard Telephone Company traffic engineering methodology and will be based on the last trunk CCS desired for the high usage group, as described in 6.3.1(0) preceding, and the relative capacity ordered to the end office, when the feature is provided at an end office switch, or to the subtending end offices when the feature is provided at an access tandem switch. For Feature Group D, the apportionment will be based on the actual measured data which is recorded against the specific trunk group that carried a particular call. This apportionment will serve as the basis for the Local Transport mileage calculation. The customer will be billed accordingly.

ISSUE DATE:
April 21, 1993

Vice President - Administration
5454 West 110th Street
Overland Park, Kansas 66211

EFFECTIVE DATE:
May 1, 1993

ACCESS SERVICE

6. Switched Access Service (Cont'd)

6.7 Rate Regulations (Cont'd)


6.7.12 Mileage Measurement (Cont'd)

(E) Mileage for access minutes in the originating direction over Feature Group A Switched Access Service will be calculated on an airline basis, using the V&H coordinates method, between the end office switch where the Feature Group A switching dial tone is provided and the customer's serving wire center for the Switched Access Service provided.

(F) When trunks are rerouted from an end office to an access tandem as set forth in 6.7.1(C) (3) preceding, the Switched Transport mileage will be calculated on the airline distance between the end office and the serving wire center of the customer's POP associated with that access tandem.

(G) When the Alternate Traffic Routing optional feature is provided with Feature Groups B, C and D to provide service from an end office to different customer premises locations, Switched Transport access minutes will be apportioned between the two transmission routes used to provide this feature. For Feature Groups B and C, such apportionment will be made using standard Telephone Company traffic engineering methodology and will be based on the last trunk CCS desired for the high usage group, as described in 6.3(O) preceding, and the relative capacity ordered to the end office, when the feature is provided at an end office switch, or to the subtending end offices when the feature is provided at an access tandem switch. For Feature Group D, the apportionment will be based on the actual measured data which is recorded against the specific trunk group that carried a particular call. This apportionment will serve as the basis for the Switched Transport mileage calculation. The customer will be billed accordingly.

(D)
|
(D)



ACCESS SERVICE

6. Switched Access Service (Cont'd)

6.7 Rate Regulations (Cont'd)

6.7.12 Mileage Measurement (Cont'd)


(L) Reserved for Future Use

(C)
(D)

(D)

(M) Where Feature Groups A, B, C, and D Switched Access Services are connected with Special Access Service at a WATS Serving Office, the Telephone Company will measure mileage on an airline mileage basis between:

- (1) The WATS Serving Office and the Serving Wire Center for the customer designated premises, or
- (2) The Feature Group A or B entry switch and the Serving Wire Center for the customer designated premises.




ISSUE DATE:
April 20, 2000

Rudolph R. Povirk, Jr.
Director-Carrier Tariffs

EFFECTIVE DATE:
April 30, 2000

ACCESS SERVICE



6. Switched Access Service (Cont'd)

6.7 Rate Regulations (Cont'd)

6.7.14 Shared Use

Shared use occurs when Switched Access Service and Special Access Service are provided over the same analog or digital high capacity facility through a common interface. The regulations governing the provision of Shared Use Facilities are set forth in 7.4.8 following. Switched Access rates and charges as set forth in 6.8 following will apply for each channel of the high capacity facility that is used to provide Switched Access Service.

6.7.15 Information Surcharge

The Information Surcharge is a charge to recover costs that have been assigned to the interstate Information category through Part 69 of the Commission's Rules. These costs are other than those incurred in the provision of interstate Directory Assistance Service as set forth in 9. following.

The Information Surcharge is assessed to the customer based on the total number of access minutes. The rates are set forth in 6.8.6 following. The application of these rates with respect to the individual Feature Groups is as set forth in 6.7.1(D) preceding.

ACCESS SERVICE

6. Switched Access Service (Cont'd)

6.7 Rate Regulations (Cont'd)

6.7.15 Interim 500 or 900 NXX in Multi-State LATAs

For customers ordering LATA-wide Interim 500 Access Service or 900 Access Service in LATAs that cross state boundaries but are served by the same screening office, the applicable nonrecurring charge for that screening office, as set forth in the Price List following, will not be billed twice (i.e., once for each state); they will only be billed once for each NXX code activated or deactivated in that screening office.

6.7.16 Switched Access Zone Density Plan

The Switched Access Zone Density Plan is applicable only to DS1 and DS3 Entrance Facilities, Direct-Trunked Transport, Tandem Switched Transmission, Tandem Switching, DS1 to Voice Multiplexing and DS3 to DS1 Multiplexing as set forth in Section 6.1.2 preceding.

The Switched Access Zone Density Plan will become effective concurrent with the first operational Expanded Interconnection arrangement, as described in Section 17.1 following, in the relevant Telephone Company study area.

The Entrance Facility, Direct-Trunked Transport, Tandem Switched Transmission, Tandem Switching, DS1 to Voice Multiplexing and DS3 to DS1 Multiplexing rates applicable for DS1 and DS3 services subject to the Zone Density Plan are dependent upon the zone in which the Telephone Company serving area is located. Direct-Trunked Transport and Tandem Switched Transmission provided between wire centers in different zones will be assessed the rate for the higher zone. Specific Zone Density Charges are set forth in Sections 6.8 and 21.8 following. The zones for each Telephone Company serving area are identified following:

Zone 1		Zone 2	
<u>End Office</u>	<u>CLLI</u>	<u>End Office</u>	<u>CLLI</u>
None	None	None	None
Zone 3		Zone 4	
<u>End Office</u>	<u>CLLI</u>	<u>End Office</u>	<u>CLLI</u>
Scottsbluff	SCTSNE XU	All Other	All Other

(N)

(N)

ISSUED:
May 9, 2013

Gary L. Kepley
Director, Regulatory Operations
5454 West 110th Street
Overland Park, KS 66211

EFFECTIVE:
July 2, 2013

ACCESS SERVICE

6. Switched Access Service (Cont'd)

6.8 Rates and Charges

6.8.1 Reserved for Future Use

6.8.2 Local Transport

(A) Local Transport Rates

See effective price list

6.8.3 End Office

(A) Local Switching Rates

See effective price list

(B) Line Termination

See effective price list

(C) Intercept

See effective price list

6.8.4 Toll Free Code (TFC) Access Service

(C)

See effective price list

6.8.5 900 Access Service

See effective price list

6.8.6 Information Surcharge


See effective price list

6.8.7 Interim 500 Access Service

(C)

See effective price list

(T)



ISSUE DATE:
March 19, 1996

John L. Roe
Vice President
5454 West 110th Street
Overland Park, Kansas 66211

EFFECTIVE DATE:
March 29, 1996

ACCESS SERVICE

7. Special Access Service

7.1 General

Special Access Service provides a transmission path to connect customer designated premises*, either directly or through a Telephone Company Hub where bridging or multiplexing functions are performed, or to connect a customer designated premises and a WATS Serving Office. Special Access Service includes all exchange access not utilizing Telephone Company end office switches.

The connections provided by Special Access Service can be either analog or digital. Analog connections are differentiated by spectrum and bandwidth. Digital connections are differentiated by bit rate.


7.1.1 Channel Types

There are five types of channels used to provide Special Access Services. Each type has its own characteristics. All are subdivided by one or more of the following: (C)

- Transmission specifications,
- Bandwidth
- Speed (i.e., bit rate),
- Spectrum

Customers can order a basic channel and select, from a list of available transmission parameters and channel interfaces, those that they desire to meet specific communications requirements.

- * Telephone Company Centrex CO-like switches are considered to be customer premises for purposes of this tariff.



ACCESS SERVICE

7. Special Access Service (Cont'd)

7.1 General (Cont'd)

7.1.1 Channel Types (Cont'd)

For purposes of ordering channels, each has been identified as a type of Special Access Service. However, such identification is not intended to limit a customer's use of the channel nor to imply that the channel is limited to a particular use.

Following is a brief description of each type of channel:

Voice Grade ^[1] - a channel for the transmission of analog signals within an approximate bandwidth of 300-3000 Hz.

(C)

[1] **Effective September 1, 2020, Voice Grade Services are grandfathered. Availability to current customers is limited to circuits in service at existing locations.**

(N)
(N)

ISSUED:
August 20, 2020

BY: Darlene Terry
Manager, Tariffs

EFFECTIVE:
September 1, 2020

NE2020-12

Received by NPSC
08/20/2020

ACCESS SERVICE

7. Special Access Service (Cont'd)

7.1 General (Cont'd)

7.1.1 Channel Types (Cont'd)

Digital Data ^[1] - a channel for the digital transmission of synchronous serial data at rates of 2.4, 4.8, 9.6, 19.2, 56.0 or 64 kbps. (C)

High Capacity - a channel for the transmission of isochronous serial digital data at a rate of 1.544 Mbps or 44.736 Mbps.

Detailed descriptions of each of the channel types are provided in 7.2 following.

The customer also has the option of ordering High Capacity facilities (i.e., 1.544 Mbps) to a Telephone Company Hub for multiplexing to individual channels of a lower capacity or bandwidth. Descriptions of the types of multiplexing available at the Hubs, as well as the number of individual channels which may be derived from each type of facility are set forth in 7.2 following. Additionally, the customer may specify optional features of the individual channels derived from the facility to further tailor the channel to meet specific communications requirements. Descriptions of the optional features and functions available are also set forth in 7.2 following.

[1] **Effective September 1, 2020, Digital Data Services are grandfathered. Availability to current customers is limited to circuits in service at existing locations.** (N)
(N)

ISSUED:
August 20, 2020

BY: Darlene Terry
Manager, Tariffs

EFFECTIVE:
September 1, 2020

NE2020-12

Received by NPSC
08/20/2020

ACCESS SERVICE

7. Special Access Service (Cont'd)

7.1 General (Cont'd)

7.1.1 Channel Types (Cont'd)

For example, a customer may order a 3.152 Mbps facility from a customer designated premises to a Telephone Company Hub for multiplexing to two 1.544 Mbps channels. The 1.544 Mbps channels may be further multiplexed at the same or a different Hub to Voice Grade (i.e., Group level) channels or (C) may be extended to other customer designated premises. Optional features may be added to either the 1.544 Mbps or the Voice Grade Channels.

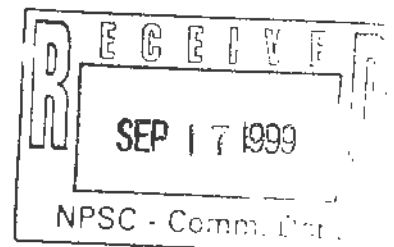
7.1.2 Rate Categories

There are three basic rate elements which apply to Special Access Service:

- Channel Terminations (described in 7.1.2(A) following) (T)
- Channel Mileage (described in 7.1.2(C) following)
- Optional Features and Functions (Described in 7.1.2(E) following)

(A) Channel Termination (T)

The Channel Termination rate category provides for the (T) communications path between a customer designated premises and the serving wire center or WATS Serving Office of that premises. Include as part of the Channel Termination is a standard channel interface (T) arrangement which defines the technical characteristics associated with the type of facilities to which the access service is to be connected at the Point of Termination (POT). A Channel Termination can be (T) ordered with or without signaling as set forth in 7.5.3 (A) following. One Channel Termination charge applies (T) per customer designated premises at which the channel is terminated. This charge will apply even if the customer designated premises and the serving wire center are collocated in a Telephone Company building.



ACCESS SERVICE

7. Special Access Service (Cont'd)

7.1 General (Cont'd)

7.1.2 Rate Categories (Cont'd)

(B) Reserved For Future Use

(C) Channel Mileage

The Channel Mileage rate category provides for the transmission facilities between the serving wire centers associated with two customer designated premises, between a serving wire center associated with a customer designated premises and a Telephone Company Hub or between two Telephone Company Hubs. Channel mileage is portrayed in mileage bands. There are two rates that apply for each band, i.e., a fixed rate per band and a rate per mile. The calculation of mileage measurement is set forth in 7.4.6 following.

(T)
(T)

Channel mileage fixed rates are based on the cost to provide terminations in the serving wire centers associated with two customer designated premises and/or hubs.

(N)

The Telephone Company applies 50% of the channel mileage fixed rate on jointly owned circuits, and applies 100% on wholly owned circuits.

(N)

(D) Reserved For Future Use

RECEIVED

MAR 15 1991

ADJ. CLERK DEPARTMENT
Miss. Public Service Commission

ISSUE DATE:
March 15, 1991

Vice President-Administration
5454 West 110th Street
Overland Park, Kansas 66211

EFFECTIVE DATE:
March 25, 1991

ACCESS SERVICE

7. Special Access Service (Cont'd)

7.1 General (Cont'd)

7.1.2 Rate Categories (Cont'd)

(E) Optional Features and Functions

The Optional Features and Functions rate category provides for optional features and functions which may be added to a Special Access Service to improve its quality or utility to meet specific communications requirements. These are not necessarily identifiable with specific equipment, but rather represent the end result in terms of performance characteristics which may be obtained. These characteristics may be obtained by using various combinations of equipment. Although the equipment necessary to perform a specified function may be installed at various locations along the path of the service, they will be charged for as a single rate element.


Examples of Optional Features and Functions that are available include, but are not limited to, the following:

- Hubbing Functions
- Conditioning

(D)

A Hub is a Telephone Company designated serving wire center at which bridging or multiplexing functions are performed. The bridging functions performed are to connect three or more customer designated premises in a multipoint arrangement. The multiplexing functions are to channelize analog or digital facilities to individual services requiring a lower capacity or bandwidth.

Descriptions for each of the available Optional Features and Functions are set forth in 7.2 following.



ACCESS SERVICE

7. Special Access Service (Cont'd)

7.1 General (Cont'd)

7.1.3 Service Configurations

There are two types of service configurations over which Special Access Services are provided: two-point service, multipoint service, and extension service.

(A) Two-Point Service

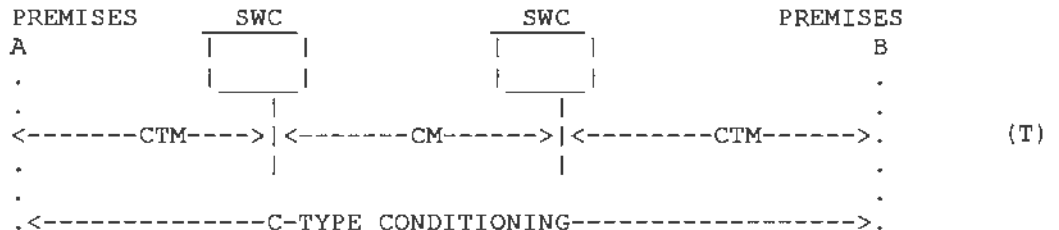
A two-point service connects two customer designated premises, either on a directly connected basis or through a Hub where multiplexing functions are performed, or a customer designated premises and a WATS Serving Office.

Applicable rate elements are:


- Channel Terminations (T)
- Channel Mileage (as applicable)
- Optional Features and Functions (when applicable)

In addition, a Special Access Surcharge set forth in 7.4.2 following may be applicable.

The following diagram depicts a two-point Voice Grade Service connecting two customer designated premises located 15 miles apart. The service is provided with C-Type Conditioning.



- CTM - Channel Termination (T)
- CM - Channel Mileage
- SWC - Serving Wire Center



ACCESS SERVICE

7. Special Access Service (Cont'd)

7.1 General (Cont'd)

7.1.3 Service Configurations (Cont'd)

(A) Two-Point Service (Cont'd)

Applicable rate elements are:

- Channel Terminations (2 applicable)
- Channel Mileage (mileage band Over 8 to 25 miles)
- C-Type Conditioning Optional Features


(B) Multipoint Service

Multipoint service connects three or more customer designated premises through a Telephone Company Hub. There is no limitation on the number of mid-links available with multipoint service. However, when more than three mid-links are provided in tandem, the quality of the service may be degraded. A mid-link is a channel between Hubs (i.e., bridging locations). Only certain types of Special Access Service are provided as multipoint service. These are so designated in the Service Descriptions set forth in 7.2 following.

Multipoint service utilizing a customized technical specifications package as set forth in 7.2 following will be provided when technically possible. If the Telephone Company determines that the requested characteristics for a multipoint service are not compatible, the customer will be advised and given the opportunity to change the order.

When ordering, the customer will specify the desired bridging Hub(s) selected from the National Exchange Carrier Association, *Inc.* Tariff F.C.C. No. 4. This tariff identifies the type(s) of bridging functions which are available and the serving wire centers at which they are available.

(T)



ACCESS SERVICE

7. Special Access Service (Cont'd)

7.1 General (Cont'd)

7.1.3 Service Configurations (Cont'd)

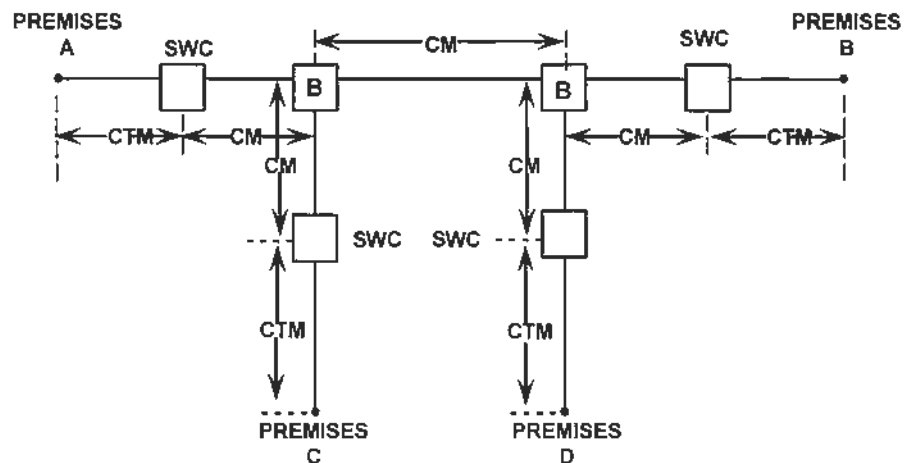
(B) Multipoint Service (Cont'd)

Applicable Rate Elements are:

- Channel Terminations (one per customer designated premises)
- Channel Mileage (as applicable between each designated customer premises and the Hub and between Hubs)
- Bridging
- Additional Optional Features (when applicable)


In addition, the Special Access Surcharge as set forth in 7.4.2 following may be applicable.

Example: Voice Grade multipoint service connecting four customer premises via two customer specified bridging hubs.



- CTM - Channel Termination
- CM - Channel Mileage
- B - Bridging
- SWC - Serving Wire Center

(N)



(N)

ISSUE DATE:
March 3, 2008

Mark D. Harper
Director-State Regulatory

EFFECTIVE DATE:
March 13, 2008

ACCESS SERVICE

7. Special Access Service (Cont'd)

7.1 General (Cont'd)

7.1.3 Service Configurations (Cont'd)

(B) Multipoint Service (Cont'd)

Applicable Rate Elements are:


- Channel Terminations (4 applicable) (T)
- Channel Mileage (5 sections, each from appropriate mileage band)
- Bridging (6 applicable, i.e., each bridge port)

(C) Extension Service

Special Access Service utilized for connection with Feature Group A Switched Access Service is available with extensions, i.e., additional terminations of the service at different building(s) in the same or a different exchange. Feature Group A extensions within the same exchange are charged for under the Telephone Company's local and/or general exchange service tariffs. Feature Group A extensions in different exchanges and Voice Grade extensions in the same or different exchanges are charged for as Special Access Service. The rate elements which apply are: Voice Grade Channel Termination, Channel Mileage, if applicable, and Voice Bridging, if applicable. All appropriate monthly rates and nonrecurring charges set forth in 7.5.3 following will apply. Such extensions are ordered as set forth in 5.2 preceding. (T)

7.1.4 Alternate Use

Alternate Use occurs when a service is arranged by the Telephone Company so that the customer can select different types of transmission at different times. A customer may use a service in any privately beneficial manner. However, where technical or engineering changes are required to effectuate an alternate use, the Telephone Company will make such special arrangements available on an individual case basis.



ACCESS SERVICE

7. Special Access Service (Cont'd)

7.1 General (Cont'd)

7.1.4 Alternate Use (Cont'd)


The arrangement required to transfer the service from one operation to the other (i.e., the transfer relay and control leads) will be rated and provided on an individual case basis and filed in Section 12., Specialized Service or Arrangements. The customer will pay the stated tariff rates for the Access Service rate elements for the service ordered (i.e., Channel Terminations, Channel Mileage [as applicable] and Optional Features [if any]). (T)

7.1.5 Special Facilities Routing

A customer may request that the facilities used to provide Special Access Service be specially routed. The regulations, rates and charges for Special Facilities Routing (i.e., Avoidance, Diversity and Cable-Only) are set forth in 11. following.

7.1.6 Design Layout Report

At the request of the customer, the Telephone Company will provide to the customer the make-up of the facilities and services provided under this tariff as Special Access Service to aid the customer in designing its overall service. This information will be provided in the form of a Design Layout Report. The Design Layout Report will be provided to the customer at no charge, and will be reissued or updated whenever these facilities are materially changed.



ACCESS SERVICE

7. Special Access Service (Cont'd)

7.1 General (Cont'd)

7.1.7 Acceptance Testing


At no additional charge, the Telephone Company will, at the customer's request, cooperatively test, at the time of installation, the following parameters:

- (A) For Voice Grade analog services, acceptance tests will include tests for loss, 3-tone slope, DC continuity, operational signaling, C-notched noise and C-message noise when these parameters are applicable and specified in the order for service. Additionally, for Voice Grade services, a balance (improved loss) test will be made if the customer has ordered the improved loss optional feature.
- (B) For analog services (*i.e.*, **WATS** Access Line) and for digital services (*i.e.*, Digital Data and High Capacity) acceptance tests will include tests for the parameters applicable to the service as specified in the order for service. (D)

Additional tests, may be ordered as set forth in 13.1.10 following. Charges for these additional tests are set forth in 15.9.3(G).

7.1.8 Ordering Options and Conditions

Special Access service is ordered under the Access Order provisions set forth in 5. preceding. Also included in that section are other charges which may be associated with ordering Special Access Service (e.g., Access Order Charges, Service Date Change Charges, Design Change Charges, etc.).



ACCESS SERVICE

7. Special Access Service (Cont'd)

7.2 Service Descriptions

For the purposes of ordering, there are three categories of Special Access Service. These are:

Voice Grade ^[1]	(VG)	(C)
Digital Data ^[1]	(DA)	(C)
High Capacity	(HC)	

Each service consists of a basic channel to which a technical specifications package (customized or predefined), channel interface(s) and, when desired, optional features and functions are added to construct the service desired by the customer. Each of the components of the service are described in this section.

Customized technical specifications packages will be provided where technically feasible. If the Telephone Company determines that the requested parameter specifications are not compatible, the customer will be advised and given the opportunity to change the order.

When a customized channel is ordered the customer will be notified whether Additional Engineering Charges apply. In such cases, the customer will be given an estimate of the hours to be billed before any further action is taken on the order.

^[1] **Effective September 1, 2020, Voice Grade and Digital Data Services are grandfathered. Availability to current customers is limited to circuits in service at existing locations.** (N)
(N)

ISSUED:
August 20, 2020


BY: Darlene Terry
Manager, Tariffs

EFFECTIVE:
September 1, 2020

NE2020-12

Received by NPSC
08/20/2020

ACCESS SERVICE



7. Special Access Service (Cont'd)

7.2 Service Descriptions (Cont'd)

The channel description specifies the characteristics of the basic channel and indicates whether the channel is provided between customer designated premises, between a customer designated premises and a Telephone Company Hub where bridging or multiplexing functions are performed, or between a customer designated premises and a WATS Serving Office.

Information pertaining to the technical specifications packages indicates the transmission parameters that are available with each package. This information is displayed in a matrix with the transmission parameters listed down the left side and the packages listed across the top. Each package is identified by a code, e.g., VGC. The first two letters of the code indicate the category of Special Access Service to which the parameters are applicable. These two letter codes are shown above in parentheses following the category of Special Access Service. The letter "C" following the two letter code indicates the technical specifications package for a customized service. A numeric or alpha-numeric designation following the two letter code indicates the specific predefined package. For a customized service, the customer may select any parameters available with that category of service as long as the parameters are compatible. When appropriate, the Technical Reference which contains detailed specifications for the parameters is shown following the matrix.

Channel interfaces at each point of termination on a two-point service may be symmetrical or asymmetrical. On a multipoint service they may also be symmetrical or asymmetrical. However, communications can only be provided between points of termination with compatible channel interfaces. Only certain channel interfaces are compatible. These are set forth in 7.3.5 following in a combination format.

Only certain channel interface combinations are available with the predefined technical specifications packages. These are delineated in the Technical References set forth at the end of the 7.2. When a customized channel is requested, all channel interface combinations available with the specified type of service are available with the customized channel.

ACCESS SERVICE

7. Special Access Service (Cont'd)

7.2 Service Descriptions (Cont'd)


The optional features and functions available with each type of Special Access Service are described in this section. The optional features and functions information also indicates with which technical specifications packages they are available. Such information is displayed in a matrix with the optional feature or function listed down the left side and the technical specifications package listed across the top.

The Telephone Company will maintain existing transmission specifications on services installed prior to the effective date of this tariff, except that the existing services with performance specifications exceeding the standard listed in this provision will be maintained at the performance levels specified in this tariff. All services installed after the effective date of this tariff will conform to the transmission specification standards contained in this tariff or in the following Technical Reference for each category of service:

Voice Grade	TR-NWT-000335 MDP-326-584 GR-3334
Digital Data	TR-NWT-000341 MDP-326-726
High Capacity	GR-342 GR-54
Clear Channel Capability	GR-54 GR-342

(D)
(D)

7.2.1 Reserved For Future Use



ACCESS SERVICE

7. Special Access Service (Cont'd)

7.2 Service Descriptions (Cont'd)

7.2.2 Reserved For Future Use

7.2.3 Voice Grade Service - GRANDFATHERED

Effective September 1, 2020, Voice Grade Services are grandfathered. Availability to current customers is limited to circuits in service at existing locations.

(A) Basic Channel Description

A Voice Grade channel is a channel which provides voice frequency transmission capability in the nominal frequency range of 300 to 3000 Hz and may be terminated two-wire or four-wire. Voice Grade channels are provided between customer designated premises or between a customer designated premises and a Telephone Company Hub.

(M) (N)

(N)

(M)

(M) Material moved from Original Page 272.

ISSUED:
August 20, 2020

BY: Darlene Terry
Manager, Tariffs

EFFECTIVE:
September 1, 2020

NE2020-12

Received by NPSC
08/20/2020

ACCESS SERVICE

7. Special Access Service (Cont'd)

7.2 Service Descriptions (Cont'd)

7.2.3 Voice Grade Service - GRANDFATHERED (Cont'd)

(C)

(M)

(M)

(B) Technical Specifications Packages

Parameter	Package VG-												
	C*	1	2	3	4	5	6	7	8	9	10	11	12
Attenuation													
Distortion	X	X	X	X	X	X	X	X	X	X	X	X	X
C-Message Noise	X	X	X	X	X	X	X	X	X	X	X	X	X
Echo Control	X	X	X	X		X		X	X			X	X
Envelope Delay													
Distortion	X						X	X	X	X	X	X	X
Frequency Shift	X						X	X	X	X	X	X	X
Impulse Noise	X					X	X	X	X	X	X	X	X
Intermodulation													
Distortion	X						X	X	X	X	X	X	
Loss Deviation	X	X	X	X	X	X	X	X	X	X	X	X	X
Phase Hits, Gain													
Hits, and													
Dropouts	X												
Phase Jitter	X						X	X	X	X	X	X	
Signal-to-C													
Message Noise					X								
Signal-to-C													
Notch Noise	X						X	X	X	X	X	X	X

* All parameters are available within ranges selected by the customer where technically feasible.

* The desired parameters are selected by the customer from the list of available parameters.

(M) Material moved to Third Revised Page 271.

ISSUED:
August 20, 2020

BY: Darlene Terry
Manager, Tariffs

EFFECTIVE:
September 1, 2020

NE2020-12

ACCESS SERVICE

7. Special Access Service (Cont'd)

7.2 Service Descriptions (Cont'd)

7.2.3 Voice Grade Service - GRANDFATHERED (Cont'd)

(C)

(B) Technical Specifications Packages (Cont'd)

The technical specifications for these parameters (except for dropouts, gain hits, and phase hits) are delineated in Technical Reference Publication TR-NWT-000335 and associated Addendum. The technical specifications for dropouts, phase hits, and gain hits are delineated in Technical Reference Publication MDP-326-584.

(C) Channel Interfaces

The following channel interfaces for Voice Grade service do not require signaling capability: SH, DA, DB, DD, DE, DS, NO, PR and TF.

The following channel interfaces for Voice Grade service require signaling capability: AB, AC, CT, DX, DY, EA, EB, EC, EX, GO, GS, LA, LB, LC, LO, LR, LS, RV, and SF.

Compatible channel interfaces are set forth in 7.3.5(C) following.

(D) Optional Features and Functions

(1) Central Office Bridging Capability

- (a) Voice Bridging (two-wire or four-wire)
- (b) Data Bridging (two-wire or four-wire)
- (c) Telephoto Bridging (two-wire or four-wire)

ISSUED:
August 20, 2020

BY: Darlene Terry
Manager, Tariffs

EFFECTIVE:
September 1, 2020

NE.2020-12

Received by NPSC
08/20/2020

ACCESS SERVICE

7. Special Access Service (Cont'd)

7.2 Service Descriptions (Cont'd)

7.2.3 Voice Grade Service - GRANDFATHERED (Cont'd)

(C)

(D) Optional Features and Functions (Cont'd)

(2) Loopback Capability

Loopback Capability allows transmission tests of circuits to be performed from the serving central office to the customer premises without the assistance of personnel at the customer premises.

(3) Conditioning

Conditioning provides more specific transmission characteristics for Voice Grade services. C-Type conditioning controls attenuation distortion and envelope delay distortion. Sealing Current helps maintain continuity on dry metallic loops.

More stringent specifications than those provided with C-Type Conditioning are available separately for attenuation distortion and envelope delay distortion. The customer has the option of ordering Improved Attenuation Distortion and/or Improved Envelope Delay Distortion in lieu of C-Type conditioning.

For two-point services, the parameters apply to each service. For multipoint services, the parameters apply to each mid link or end link. C-Type conditioning and Data Capability may be combined on the same service.

ISSUED:
August 20, 2020

BY: Darlene Terry
Manager, Tariffs

EFFECTIVE:
September 1, 2020

NE2020-12

Received by NPSC
08/20/2020

ACCESS SERVICE

7. Special Access Service (Cont'd)

7.2 Service Descriptions (Cont'd)

7.2.3 Voice Grade Service - GRANDFATHERED (Cont'd)

(C)

(D) Optional Features and Functions (Cont'd)

(3) Conditioning (Cont'd)

(a) C-Type Conditioning

C-Type Conditioning is provided for the additional control of attenuation distortion and envelope delay distortion on data services. The attenuation distortion and envelope delay distortion specifications for C-Type Conditioning are as set forth in Technical Reference Publication TR-NWT-000335.

(b) Improved Attenuation Distortion

Improved Attenuation Distortion upgrades the frequency vs. loss response limits. The specifications are as set forth in Technical Reference Publication TR-NWT-000335.

(c) Improved Envelope Delay Distortion

Improved Envelope Delay Distortion upgrades the frequency vs. delay response limits of the channel. The specifications are as set forth in Technical Reference Publication TR-NWT-000335.

ISSUED:
August 20, 2020

BY: Darlene Terry
Manager, Tariffs

EFFECTIVE:
September 1, 2020

NE2020-12

Received by NPSC
08/20/2020

ACCESS SERVICE

7. Special Access Service (Cont'd)

7.2 Service Descriptions (Cont'd)

7.2.3 Voice Grade Service - GRANDFATHERED (Cont'd)

(C)

(D) Optional Features and Functions (Cont'd)

(3) Conditioning (Cont'd)

(d) Sealing Current Conditioning

Sealing Current Conditioning is normally provided by the Telephone Company to ensure continuity on four-wire dry metallic facilities, and is primarily associated with channel interface codes DA and NO. In instances where the Telephone Company does not require the addition of sealing current conditioning to maintain service continuity, customers may order this option to achieve a higher standard of reliability. Customer orders are subject to the rates and charges set forth in 15.4.2(E)(2) following.

(4) Customer Specified Premises Receive Level

This option allows the customer to specify the receive level at the Point of Termination. This level must be within a specific range on effective four-wire transmission. The ranges are delineated in Technical Reference Publication TR-NWT-000335.

(5) Improved Return Loss

- (a) On Effective Four-Wire Transmission at Four-Wire Point of Termination (applicable to each two-wire port): Provides for a fixed 600 ohm impedance, variable level range and simplex reversal. Telephone Company equipment is required at the customer's premises where this option is ordered. The Improved Return Loss parameters are delineated in Technical Reference Publication TR-NWT-000335.

ISSUED:
August 20, 2020

BY: Darlene Terry
Manager, Tariffs

EFFECTIVE:
September 1, 2020

NE2020-12

Received by NPSC
08/20/2020

ACCESS SERVICE

7. Special Access Service (Cont'd)

7.2 Service Descriptions (Cont'd)

7.2.3 Voice Grade Service - GRANDFATHERED (Cont'd)

(C)

(D) Optional Features and Functions (Cont'd)

(5) Improved Return Loss (Cont'd)

- (b) On Effective Two-Wire Transmission at Two-Wire Point of Termination: Provides for more stringent Echo Control Specifications. In order for this option to be applicable, the transmission path must be four-wire at one POT and two-wire at the other POT. Placement of Telephone Company equipment may be required at the customer's premises with the two-wire POT. The Improved Return Loss parameters are delineated in Technical Reference Publication TR-NWT-000335.

(6) Data Capability

Data Capability provides transmission characteristics suitable for data communications. Specifically, Data Capability provides for the control of Signal to C-Notched Noise Ratio and intermodulation distortion. It is available for two-point services or multipoint services.

The Signal to C-Notched Noise Ratio and intermodulation distortion parameters for Data Capability are:

- Signal to C-Notched Noise Ratio is equal to or greater than 32dB
- Intermodulation distortion:
- Signal to second order modulation products (R2) is equal to or greater than 38dB
- Signal to third order modulation products (R3) is equal to or greater than 42dB

ISSUED:
August 20, 2020

BY: Darlene Terry
Manager, Tariffs

EFFECTIVE:
September 1, 2020

NE2020-12

Received by NPSC
08/20/2020

ACCESS SERVICE

7. Special Access Service (Cont'd)

7.2 Service Descriptions (Cont'd)

7.2.3 Voice Grade Service - GRANDFATHERED (Cont'd)

(C)

(D) Optional Features and Functions (Cont'd)

(6) Data Capability (Cont'd)

When a service equipped with Data Capability is used for voice communications, the quality of the voice transmission may not be satisfactory

(7) Telephoto Capability

Telephoto Capability provides transmission characteristics suitable for telephotographic communications. Specifically, Telephoto Capability is provided for the control of attenuation distortion and envelope delay distortion on telephotographic services. The attenuation distortion and envelope delay distortion parameters for Telephoto Capability are:

Attenuation Distortion
(1004 Hz Reference)

<u>Frequency</u> <u>Range (Hz)</u>	<u>Variation</u> <u>(dB)</u>
500-3000	-0.5 to +1.5
300-3200	-1.0 to +2.5

Envelope Delay Distortion

<u>Frequency</u> <u>Range (Hz)</u>	<u>Variation</u> <u>(mcs)</u>
1000-2600	110
800-2800	180

ISSUED:
August 20, 2020

BY: Darlene Terry
Manager, Tariffs

EFFECTIVE:
September 1, 2020

NE2020-12

Received by NPSC
08/20/2020

ACCESS SERVICE

7. Special Access Service (Cont'd)

7.2 Service Descriptions (Cont'd)

7.2.3 Voice Grade Service - GRANDFATHERED (Cont'd)

(C)

(D) Optional Features and Functions (Cont'd)

(8) Reserved for Future Use

(9) Reserved for Future Use

(10) Effective Four-Wire

An arrangement which permits the simultaneous independent transmission of information in both directions over a signal facility. Effective four-wire transmission must be terminated with a four-wire channel termination as specified in 7.5.3 following.

ISSUED:
August 20, 2020

BY: Darlene Terry
Manager, Tariffs

EFFECTIVE:
September 1, 2020

NE2020-12

Received by NPSC
08/20/2020

ACCESS SERVICE

7. Special Access Service (Cont'd)

7.2 Service Descriptions (Cont'd)

7.2.3 Voice Grade Service - GRANDFATHERED (Cont'd)

(C)

(D) Optional Features and Functions (Cont'd)

The following table shows the technical specifications packages with which the optional features and functions are available.

Parameter	Available with Technical Specifications Package VG-												
	C	1	2	3	4	5	6	7	8	9	10	11	12
C-Type													
Conditioning	X					X	X	X	X	X	X		
Central Office													
Bridging Capability	X		X			X	X				X	X	X
Customer Specified													
Premises Receive Level	X	X	X	X	X	X	X	X	X	X	X	X	X
Data Capability Improved	X						X	X			X		
Attenuation Distortion	X					X	X	X	X	X	X		
Improved Envelope Delay Distortion	X					X	X	X	X	X	X		
Improved Return Loss:													
For Effective Four-Wire Transmission	X	X	X	X	X	X	X	X	X	X	X	X	X
For Effective Two-Wire Transmission	X			X	X			X					
Loopback Capability	X	X	X	X	X	X	X	X	X	X	X	X	X
Sealing Current Conditioning	X						X						
Telephoto Capability	X											X	

ISSUED:
August 20, 2020

BY: Darlene Terry
Manager, Tariffs

EFFECTIVE:
September 1, 2020

NF 2020-12

ACCESS SERVICE

7. Special Access Service (Cont'd)

7.2 Service Descriptions (Cont'd)

7.2.3 Voice Grade Service - GRANDFATHERED (Cont'd)

(C)

(E) Four-Wire/Two-Wire Conversions

When a customer requests that an effective four-wire channel be terminated with a two-wire channel interface at the customer designated premises, a four-wire to two-wire conversion is required. The rate for the conversion is included as part of the basic Channel Termination rate.

7.2.4 Reserved For Future Use

ISSUED:
August 20, 2020

BY: Darlene Terry
Manager, Tariffs

EFFECTIVE:
September 1, 2020

NE2020-12

Received by NPSC
08/20/2020

ACCESS SERVICE


7. Special Access Service (Cont'd)

7.2 Service Descriptions (Cont'd)

7.2.4 Reserved For Future Use

(D)

(D)



ISSUED:
July 18, 2002

Warren D. Hannah
Director, Tariffs

EFFECTIVE:
July 29, 2002

ACCESS SERVICE


7. Special Access Service (Cont'd)

7.2 Service Descriptions (Cont'd)

7.2.4 Reserved For Future Use

(D)

(D)



ACCESS SERVICE

7. Special Access Service (Cont'd)


7.2 Service Descriptions (Cont'd)

7.2.4 Reserved For Future Use

(D)

7.2.5 Reserved For Future Use

(D)



ACCESS SERVICE


7. Special Access Service (Cont'd)

7.2 Service Descriptions (Cont'd)

7.2.5 Reserved For Future Use

(D)

(D)



ISSUED:
July 18, 2002

Warren D. Hannah
Director, Tariffs

EFFECTIVE:
July 29, 2002

ACCESS SERVICE


7. Special Access Service (Cont'd)

7.2 Service Descriptions (Cont'd)

7.2.5 Reserved For Future Use

(D)

(D)



ISSUED:
July 18, 2002

Warren D. Hannah
Director, Tariffs

EFFECTIVE:
July 29, 2002

ACCESS SERVICE


7. Special Access Service (Cont'd)

7.2 Service Descriptions (Cont'd)

7.2.5 Reserved For Future Use

(D)

(D)



ACCESS SERVICE

7. Special Access Service (Cont'd)

7.2 Service Description (Cont'd)

7.2.6 Reserved for Future Use

(C)

(D)

(D)

RECEIVED

MAR 15 1991

ADMINISTRATIVE DEPARTMENT
100 WEST 110TH STREET
OVERLAND PARK, KANSAS 66211

ISSUE DATE:
March 15, 1991

Vice President-Administration
5454 West 110th Street
Overland Park, Kansas 66211

EFFECTIVE DATE:
March 25, 1991

ACCESS SERVICE

7. Special Access Service (Cont'd)

7.2 Service Descriptions (Cont'd)

7.2.6 Reserved for Future Use

(C)

(D)

(D)

RECEIVED

MAR 15 1991

ADMINISTRATIVE
SERVICES DIVISION

ISSUE DATE:
March 15, 1991

Vice President-Administration
5454 West 110th Street
Overland Park, Kansas 66211

EFFECTIVE DATE:
March 25, 1991

United Telephone Company
of the West
Nebraska

First Revised Page 290
Cancels Original Page 290

ACCESS SERVICE

7. Special Access Service (Cont'd)

7.2 Service Descriptions (Cont'd)

7.2.6 Reserved for Future Use

(C)

(D)

(D)

RECEIVED

MAR 15 1991

ACCT. & FIN. DEPARTMENT
Nebr. Public Service Commission

ISSUE DATE:
March 15, 1991

Vice President-Administration
5454 West 110th Street
Overland Park, Kansas 66211


EFFECTIVE DATE:
March 25, 1991

ACCESS SERVICE

- 7. Special Access Service (Cont'd)
 - 7.2 Service Descriptions (Cont'd)
 - 7.2.7 Reserved for Future Use

(C)
(D)

(D)



ISSUE DATE:
September 17, 1999

Rudolph R. Povirk, Jr.
Director-Carrier Tariffs

EFFECTIVE DATE:
September 27, 1999

ACCESS SERVICE

7. Special Access Service (Cont'd)


7.2 Service Descriptions (Cont'd)

7.2.7 Reserved for Future Use (Cont'd)

(C)

(D)

(D)



ISSUE DATE:
September 17, 1999

Rudolph R. Povirk, Jr.
Director-Carrier Tariffs

EFFECTIVE DATE:
September 27, 1999

ACCESS SERVICE

7. Special Access Service (Cont'd)

7.2 Service Descriptions (Cont'd)

7.2.8 Digital Data Service – **GRANDFATHERED**

(N)

Effective September 1, 2020, Digital Data Services are grandfathered. Availability to current customers is limited to circuits in service at existing locations.

(N)

(A) Basic Channel Description

A Digital Data channel is a channel for duplex four-wire transmission of synchronous serial data at the rate of 2.4, 4.8, 9.6, 19.2, 56 or 64 Kbps. The actual bit rate is a function of the channel interface selected by the customer. The channel provides a synchronous service with timing provided by the Telephone Company through the Telephone Company's facilities to the customer in the received bit stream. Subrating is not available at the 19.2 Kbps speed.

A Digital Service Unit/Channel Service Unit (DSU/CUS) or appropriate digital terminating equipment provided by the customer is required at the customer's premise to provide the proper interface between the Telephone Company network and the customer's equipment. The interim program for interconnection of such equipment is set forth in Technical Reference Publication PUB AS No. 1.

(B) Technical Specifications Packages

Parameter	Package DA-			
	1	2	3	4
Error-Free Seconds	X	X	X	X

The Telephone Company will provide a channel capable of meeting a monthly average performance equal to or greater than 99.875% error-free seconds while the channel is in service, if it is measured through a CSU equivalent which is designated, manufactured, and maintained to conform with the specifications contained in Technical Reference Publication MDP-326-726.

ISSUED:
August 20, 2020

BY: Darlene Terry
Manager, Tariffs

EFFECTIVE:
September 1, 2020

NE2020-12

ACCESS SERVICE

7. Special Access Service (Cont'd)

7.2 Service Descriptions (Cont'd)

7.2.8 Digital Data Service – **GRANDFATHERED** (Cont'd)

(C)

(C) Channel Interfaces

The following channel interfaces (Cis) define the bit rates that are available for a Digital Data channel:

<u>CI</u>	<u>Bit Rate</u>
DU-24	2.4 Kbps
DU-48	4.8 Kbps
DU-96	9.6 Kbps
DU-19	19.2 Kbps
DU-56	56.0 Kbps
DU-64	64.0 Kbps

Compatible channel interfaces are set forth in 7.3.5(H) following.

(D) Optional Features and Functions

(1) Central Office Bridging Capability

Provides for the parallel connection of one virtual circuit to another virtual circuit without interrupting the integrity or continuity of the first. This service is only available from a company-designated digital hub.

ISSUED:
August 20, 2020

BY: Darlene Terry
Manager, Tariffs

EFFECTIVE:
September 1, 2020

NE2020-12

Received by NPSC
08/20/2020

ACCESS SERVICE

7. Special Access Service (Cont'd)

7.2 Service Descriptions (Cont'd)

7.2.8 Digital Data Service – **GRANDFATHERED** (Cont'd)

(C)

(D) Optional Features and Functions

(2) Data Amplification

Provides for data transmission when the customer is located beyond the normal range of 42 decibel (dB) loss for digital data service (56.0 Kbps and 64.0 Kbps). The dB loss is determined by the route and length of the cable in addition to the gauge of the cable from the last signaling point (usually, but not always the switching office) to the customer's premise. When the dB loss is greater than 42, a repeater and associated equipment must be installed to regenerate the digital signal for accurate and acceptable data transmission to occur.

ISSUED:
August 20, 2020

BY: Darlene Terry
Manager, Tariffs

EFFECTIVE:
September 1, 2020

NE2020-12

Received by NPSC
08/20/2020

ACCESS SERVICE

7. Special Access Service (Cont'd)

7.2 Service Descriptions (Cont'd)

7.2.8 Digital Data Service (Cont'd)

(D) Optional Features and Functions (Cont'd)

The following table shows the technical specifications packages with which the optional features and functions are available.

	Available with Technical Specifications Package DA-			
	<u>1</u>	<u>2</u>	<u>3</u>	<u>4</u>
Central Office Bridging Capability	X	X	X	X
Data Amplification				X


7.2.9 High Capacity Service

(A) Basic Channel Description

- (1) A High Capacity channel is a channel for the transmission of 1.544 Mbps or 44.736 Mbps isochronous serial data. The actual bit rate and framing format is a function of the channel interface selected by the customer. High Capacity channels are provided between customer designated premises or between a customer designated premises and a Telephone Company Hub.

The customer must furnish the Network Channel Terminating Equipment associated with High Capacity Equipment associated with the High Capacity channel at the customer's premises. The interim program for interconnection of such equipment is set forth in Technical Reference **Publication** PUB AS No. 1.

(T)



ACCESS SERVICE

7. Special Access Service (Cont'd)

7.2 Service Descriptions (Cont'd)

7.2.9 High Capacity Service (Cont'd)

(A) Basic Channel Description

- (2) Fractional DS1 channels ^[1] provide simultaneous, two-way transmission at contiguous bit rates of 128.0, 256.0 and 384.0 kbps. Fractional DS1 channels operate over the combined bandwidth of adjacent channels to create a contiguous bit rate. (C)

Due to technical limitations associated with the provision of Fractional DS1, this service will be offered only in end offices where a compatible channel bank exists and the distance between the central office and the customer designated premises is less than or equal to 12,000 feet.

(B) Technical Specifications Packages

Parameters ⁰	Package HC -				
	<u>1</u>	<u>1C</u>	<u>2</u>	<u>3</u>	<u>4</u>
Error-Free Seconds	X	X			

A channel with technical specifications package HC1 will be capable of an error-free seconds performance of 98.75% over a continuous 24 hour period as measured at the 1.544 Mbps rate through a CSU equivalent which is designed, manufactured, and maintained to conform with the specifications contained in Technical Reference Publication GR-54.

(C) Channel Interfaces

The following channel interface (CI) define the bit rate that is available for a High Capacity channel:

<u>CI</u>	<u>Bit Rate</u>
DS-15	1.544 Mbps (DS1)
DS-3	44736 Mbps (DS3)

[1] **Effective September 1, 2020, Fractional DS1 Services are grandfathered. Availability to current customers is limited to circuits in service at existing locations.** (N)
(N)

ISSUED:
August 20, 2020

BY: Darlene Terry
Manager, Tariffs

EFFECTIVE:
September 1, 2020

NE 2020-12

ACCESS SERVICE

7. Special Access Service (Cont'd)

7.2 Service Descriptions (Cont'd)

7.2.9 High Capacity Service (Cont'd)

(D) Optional Features and Functions

(1) Automatic Loop Transfer


The Automatic Loop Transfer provides protection on a 1xN basis against failure of the facilities between customer designated premises and the wire center serving that premises. Protection is furnished through the use of a switching arrangement that automatically switches to a spare channel when a working channel fails. ***Spare channel priority is given to the lowest numbered slot based upon slot position.*** The spare channel is not included as a part of the option. This option requires compatible equipment at both the serving wire center and the customer premises. The customer is responsible for providing the equipment at its premises. This feature is not available with ***1.544 Mbps*** channels having the B8ZS line code.

(C)

(C)

(C)

(2) Reserved for Future Use



ACCESS SERVICE

7. Special Access Service (Cont'd)

7.2 Service Descriptions (Cont'd)

7.2.9 High Capacity Service (Cont'd)


(D) Optional Features and Functions

(3) Central Office Multiplexing

(a) DS1 to Voice

An arrangement that converts a 1.544 Mbps channel to 24 channels for use with Voice Grade Services. A channel(s) of this DS1 to the Hub can also be used for Digital **Data**.

(D)



ISSUED:
July 18, 2002

Warren D. Hannah
Director, Tariffs

EFFECTIVE:
July 29, 2002

ACCESS SERVICE

7. Special Access Service (Cont'd)

7.2 Service Descriptions (Cont'd)

7.2.9 High Capacity Service (Cont'd)

(D) Optional Features and Functions (Cont'd)


(3) Central Office Multiplexing (Cont'd)

(b) DS1 to DS0

An arrangement that converts a 1.544 Mbps channel to **24** (T)
64.0 kbps channels utilizing digital time division
multiplexing.

(4) Clear Channel Capability

Clear Channel Capability provides an increase in usable
bandwidth from 1.344 Mbps to 1.536 Mbps of an unconstrained
data stream across the network. Clear Channel Capability is
provided only in offices with existing technical capability on 1.544
Mbps High Capacity Service **and on multiplexed 44.736 Mbps** (C)
High Capacity Service, and requires the customer signal at the (C)
channel interface to conform to Bipolar with Eight Zero
Substitution (B8ZS) line code **format**. **Customer** equipment (C)
must be compatible with this method of providing the
unconstrained signal.



ACCESS SERVICE

7. Special Access Service (Cont'd)

7.2 Service Descriptions (Cont'd)


7.2.9 High Capacity Service (Cont'd)

(D) Optional Features and Functions (Cont'd)

The following table shows the technical specifications packages with which the optional features and functions are available.

	Available with Technical Specifications Package HC-					
	<u>0</u>	<u>1</u>	<u>1C</u>	<u>2</u>	<u>3</u>	<u>4</u>
Automatic Loop Transfer		X				
Central Office Multiplexing:						
DS1 to Voice		X				
DS1 to DS0		X				
Clear Channel Capability		X			X	

(C)



ISSUE DATE:
November 7, 2000

Rudolph R. Povirk, Jr.
Director – Carrier Tariffs

EFFECTIVE DATE:
November 17, 2000

ACCESS SERVICE

7. Special Access Service (Cont'd)

7.2 Service Descriptions (Cont'd)

7.2.10 Reserved for Future Use

(C)

(M)

(M)

Material originally found on this page is now located on Page 93.

RECEIVED

MAR 15 1991

ACCT. & FIN. DEPARTMENT
Nebr. Public Service Commission

ISSUE DATE:
March 15, 1991

Vice President-Administration
5454 West 110th Street
Overland Park, Kansas 66211

EFFECTIVE DATE:
March 25, 1991

ACCESS SERVICE

7. Special Access Service (Cont'd)

7.3 Channel Interface and Network Channel Codes

Network Channel Codes are comprised of four characters. The first and second characters describe the technical specifications package within the service type. The third and fourth characters describe and specify options associated with the service. The Telephone Company abides by nationally accepted standards in its use of Network Channel Codes which are available from the Telephone Company upon request.

Channel interface Codes describe the electrical characteristics of the interface at the customer's premises. Compatible Channel Interface codes for the requested service must be specified by the customer when ordering the service. Channel Interface codes for each category of Special Access Service can be found in the Technical Reference Publications set forth in 7.2 preceding.

7.3.1 Glossary of Channel Interface Codes and Options


<u>Code</u>	<u>Option</u>	<u>Definition</u>
AB	-	accepts 20 Hz ringing signal at customer's point of termination
AC	-	accepts 20 Hz ringing signal at customer's end user's point of termination
AH	-	analog high capacity interface
	- B	60 kHz to 108 kHz (12 channels)
	- C	312 kHz to 552 kHz (60 channels)
	- D	564 kHz to 3084 kHz (600 channels)
CT	-	Centrex Tie Trunk Termination
DA	-	data stream in VF frequency band at customer's end user's point of termination
DB	-	data stream in VF frequency band at customer's point of termination

(C)

(C)

(D)

(D)




ACCESS SERVICE

7. Special Access Service (Cont'd)

7.3 Channel Interface and Network Channel Codes (Cont'd)

7.3.1 Glossary of Channel Interface Codes and Options (Cont'd)

<u>Code</u>	<u>Option</u>	<u>Definition</u>	
DC -		direct current or voltage	
	- 1	monitoring interface with series RC combination (McCulloh format)	
	- 2	Telephone Company energized alarm channel	
DS -		digital hierarchy interface	
	- 15	1.544 Mbps (DS1) format plus D4	(C)
	- 15B	1.544 Mbps (DS1) format plus D4 with B8ZS clear channel capability	(N) (N)
	- 15E	8-bit PCM encoded in one 64 kbps of the DS1 signal	
	- 15F	8-bit PCM encoded in two 64 kbps of the DS1 signal	
	- 15G	8-bit PCM encoded in three 64 kbps of the DS1 signal	
	- 15H	14/11-bit PCM encoded in six 64 kbps of the DS1 signal	
	- 15J	1.544 Mbps format	(C)
	- 15K	1.544 Mbps format plus extended framing format	(C)
	- 15L	1.544 Mbps (DS1) with SF signaling	
	- 15S	1.544 Mbps using B8ZS line code and extended framing format	
	- 27	274.176 Mbps (DS4)	
	- 27L	274.176 Mbps (DS4) with SF signaling	
	- 31	3.152 Mbps (DS1C)	
	- 31L	3.152 Mbps (DS1C) with SF signaling	
	- 44	44.736 Mbps (DS3)	
	- 44L	44.736 Mbps (DS3) with SF signaling	



ACCESS SERVICE


7. Special Access Service (Cont'd)

7.3 Channel Interface and Network Channel Codes (Cont'd)

7.3.1 Glossary of Channel Interface Codes and Options (Cont'd)

<u>Code</u>	<u>Option</u>	<u>Definition</u>
DU -		digital access interface
	- 24	2.4 Kbps
	- 48	4.8 Kbps
	- 56	56.0 Kbps
	- 64	64.0 Kbps
	- 96	9.6 Kbps
	- A	1.544 Mbps format
	- B	1.544 Mbps format plus D4
	- C	1.544 Mbps format plus extended framing format
	- D	1.544 Mbps format plus D4 with B8ZS clear channel capability
	- S	1.544 Mbps using B8ZS line code and extended framing format
DX -		duplex signaling interface at customer's point of termination
DY -		duplex signaling interface at customer's end user's point of termination
EA	- E	Type I E&M Lead Signaling. Customer at POT or customer's end user at POT originates on E Lead
EA	- M	Type I E&M Lead Signaling. Customer at POT or customer's end user at POT originates on M Lead
EB	- E	Type II E&M Lead Signaling. Customer at POT or customer's end user at POT originates on E Lead.
EB	- M	Type II E&M Lead Signaling. Customer at POT or customer's end user at POT originates on M Lead.
EC -		Type III E&M signaling at customer POT
EX	- A	tandem channel unit signaling for loop start or ground start and customer supplies open end (dial tone, etc.) functions
Ex	- B	tandem channel unit signaling for loop start or ground start and customer supplies closed end (dial pulsing, etc.) functions

(D)
(D)



ACCESS SERVICE


7. Special Access Service (Cont'd)

7.3 Channel Interface and Network Channel Codes (Cont'd)

7.3.1 Glossary of Channel Interface Codes and Options (Cont'd)

<u>Code</u>	<u>Option</u>	<u>Definition</u>
GO -		ground start loop signaling - open end function by customer or customer's end user
GS -		ground start loop signaling - closed end function by customer or customer's end user
IA -		E.I.A. (25 pin RS-232)
LA -		end user loop start loop signaling - Type A OPS registered port open end
LB -		end user loop start loop signaling - Type B OPS registered port open end
LC -		end user loop start loop signaling - Type C OPS registered port open end
LO -		loop start loop signaling - open end function by customer or customer's end user
LR -		20 Hz automatic ringdown interface at customer POT with Telephone Company provided PLAR
LS -		loop start loop signaling - closed end function by customer or customer's end user
NO -		no signaling interface, transmission only
RV	- 0	reverse battery signaling, one way operation, originate by customer
	- T	reverse battery signaling, one way operation, terminate function by customer or customer's end user
SF -		single frequency signaling with VF band at either customer POT or customer's end user POT
TF -		telephotograph interface
TT -		teletypewriter interface at either customer POT or customer's end user POT

(D)
|
(D)



(D)
(D)

ISSUED:
August 1, 2002

Warren D. Hannah
Director, Tariffs

EFFECTIVE:
August 12, 2002

ACCESS SERVICE


7. Special Access Service (Cont'd)

7.3 Channel Interface and Network Channel Codes (Cont'd)

7.3.1 Glossary of Channel Interface Codes and Options (Cont'd)

<u>Code</u>	<u>Option</u>	<u>Definition</u>
TT	- 2	20.0 milliamperes
	- 3	3.0 milliamperes
	- 4	62.5 milliamperes

(D)
—
(D)



ISSUED:
July 18, 2002

Warren D. Hannah
Director, Tariffs

EFFECTIVE:
July 29, 2002

ACCESS SERVICE

7. Special Access Service (Cont'd)

7.3 Channel Interface and Network Channel Codes (Cont'd)

(D)


(D)

(D)

7.3.2 Impedance

The nominal reference impedance with which the channel will be terminated for the purpose of evaluating transmission performance:

<u>Value (ohms)</u>	<u>Code(s)</u>
110	0
150	1
600	2
900	3
135	5
75	6
124	7
Variable	8
100	9



ISSUE DATE:
September 17, 1999

Rudolph R. Povirk, Jr.
Director-Carrier Tariffs

EFFECTIVE DATE:
September 27, 1999

ACCESS SERVICE

7. Special Access Service (Cont'd)

7.3 Channel Interface and Network Channel Codes (Cont'd)

7.3.3 Digital Hierarchy Channel Interface Codes (4DS)

Customers selecting the multiplexed four-wire DSX-1 or higher facility interface option at the customer designated premises will be requested to provide subsequent system and channel assignment data. The various digital bit rates in the digital hierarchy employ the channel interface code 4DS9, 4DS0 or 4DS6 plus the speed options indicated below:


<u>Interface Code and Speed Option</u>	<u>Nominal Bit Rate (Mbps)</u>	<u>Digital Hierarchy Level</u>
4DS9-15	1.544	DS1
4DS9-31	3.152	DS1C
4DS6-44	44.736	DS3

(D)

(D)

7.3.4 Service Designator/Network Channel Code Conversion Table

The purpose of this table is to show the relationship between the service designator codes (e.g., VGC, DA1, etc.) and the network channel codes that are used for various administrative purposes:



ISSUE DATE:
December 17, 2001

Warren Hannah
Director – Tariffs

EFFECTIVE DATE:
January 17, 2002

ACCESS SERVICE


7. Special Access Service (Cont'd)

7.3 Channel Interface and Network Channel Codes (Cont'd)

7.3.4 Service Designator/Network Channel Code Conversion Table
(Cont'd)

<u>Service Designator Code</u>	<u>Network Channel Code</u>
VGC	LQ
VG1	LB
VG2	LC
VG3	LD
VG4	LE
VG5	LF
VG6	LG
VG7	LH
VG8	LJ
VG9	LK
VG10	LN
VG11	LP
VG12	LR
APC	PQ
AP0	PD
AP1	PE
AP2	PF
AP3	PJ
AP4	PK
TVC	TQ
TV1	TV
TV2	TW

(D)
|
(D)



ISSUE DATE:
September 17, 1999

Rudolph R. Povirk, Jr.
Director-Carrier Tariffs

EFFECTIVE DATE:
September 27, 1999

ACCESS SERVICE

7. Special Access Service (Cont'd)

7.3 Channel Interface and Network Channel Codes (Cont'd)

7.3.4 Service Designator/Network Channel Code Conversion Table (Cont'd)

<u>Service Designator Code</u>	<u>Network Channel Code</u>
DA1	XA
DA2	XB
DA3	XG
DA4	XH
HCO	HS
HC1	HC


(D)

(D)

7.3.5 Compatible Channel Interfaces

The following tables show the channel interface codes (CIs) which are compatible:

(A) Reserved For Future Use



ISSUE DATE:
September 17, 1999

Rudolph R. Povirk, Jr.
Director-Carrier Tariffs


EFFECTIVE DATE:
September 27, 1999

ACCESS SERVICE

- 7. Special Access Service (Cont'd)
 - 7.3 Channel Interface and Network Channel Codes (Cont'd)
 - 7.3.5 Compatible Channel Interfaces (Cont'd)
 - (B) Reserved For Future Use

(C)
(D)

(D)




ISSUE DATE:
September 17, 1999

Rudolph R. Povirk, Jr.
Director-Carrier Tariffs

EFFECTIVE DATE:
September 27, 1999

ACCESS SERVICE



7. Special Access Service (Cont'd)


7.3 Channel Interface and Network Channel Codes (Cont'd)

7.3.5 Compatible Channel Interfaces (Cont'd)

(C) Voice Grade

<u>Compatible CIs</u>		<u>Compatible CIs</u>		<u>Compatible CIs</u>	
4AB2	4AB2				
4AB2	4AC2	4AH5-B	6DA2	4AH6-D	2DY2
4AB3	4AC2	4AH5-B	4DA2	4AH6-C	9DY2
4AB2	2AC2	4AH5-B	2DA2	4AH6-C	9DY3
4AB3	2AC2			4AH6-C	6DY2
2AB2	2AC2	4AH6-D	4DE2	4AH6-C	6DY3
2AB3	2AC2	4AH6-C	4DE2	4AH6-C	4DY2
4AB2	4SF2	4AH5-B	4DE2	4AH6-C	2DY2
4AB3	4SF2	4AH6-D	2DE2	4AH5-B	9DY2
4AC2	4AC2	4AH6-C	2DE2	4AH5-B	9DY3
4AC2	2AC2	4AH5-B	2DE2	4AH5-B	6DY2
4AH6-D	4AC2			4AH5-B	6DY3
4AH6-D	2AC2	4AH6-D	4DX3	4AH5-B	4DY2
4AH6-C	4AC2	4AH6-C	4DX3	4AH5-B	2DY2
4AH6-C	2AC2	4AH5-B	4DX3		
4AH5-B	4AC2	4AH6-D	4DX2	4AH6-D	9EA2
4AH5-B	2AC2	4AH6-C	4DX2	4AH6-D	9EA3
		4AH5-B	4DX2	4AH6-D	6EA2-E
4AH6-D	2CT3			4AH6-D	6EA2-M
4AH6-C	2CT3	4AH6-D	9DY2	4AH6-D	4EA2-F
4AH5-B	2CT3	4AH6-D	9DY3	4AH6-D	4EA2-M
4AH6-D	6DA2	4AH6-D	6DY2	4AH6-C	9EA2
4AH6-D	4DA2	4AH6-D	6DY3	4AH6-C	9EA3
4AH6-D	2DA2	4AH6-D	4DY2	4AH6-C	6EA2-E
4AH6-C	6DA2				
4AH6-C	4DA2				
4AH6-C	2DA2				

ACCESS SERVICE



7. Special Access Service (Cont'd)


7.3 Channel Interface and Network Channel Codes (Cont'd)

7.3.5 Compatible Channel Interfaces (Cont'd)

(C) Voice Grade (Cont'd)

<u>Compatible CIs</u>		<u>Compatible CIs</u>		<u>Compatible CIs</u>	
4AH6-C	6EA2-M	4AH6-D	6GS2	4AH6-D	2LO2
4AH6-C	4EA2-E	4AH6-D	4GS2	4AH6-C	2LO3
4AH6-C	4EA2-M	4AH6-D	2GS3	4AH6-C	2LO2
4AH5-B	9EA2	4AH6-D	2GS2	4AH5-B	2LO3
4AH5-B	9EA3	4AH6-C	6GS2	4AH5-B	2LO2
4AH5-B	6EA2-E	4AH6-C	4GS2		
4AH5-B	6EA2-M	4AH6-C	2GS3	4AH6-D	4LR2
4AH5-B	4EA2-E	4AH6-C	2GS2	4AH6-D	2LR2
4AH5-B	4EA2-M	4AH5-B	6GS2	4AH6-C	4LR2
		4AH5-B	4GS2	4AH6-C	2LR2
4AH6-D	8EB2-E	4AH5-B	2GS3	4AH5-B	4LR2
4AH6-D	8EB2-M	4AH5-B	2GS2	4AH5-B	2LR2
4AH6-D	6FB2-E				
4AH6-D	6EB2-M	4AH6-D	2LA2	4AH6-D	6LS2
4AH6-C	8FB2-E	4AH6-C	2LA2	4AH6-D	4LS2
4AH6-C	8EB2-M	4AH5-B	2LA2	4AH6-D	2LS2
4AH6-C	6EB2-E			4AH6-D	2LS3
4AH6-C	6EB2-M	4AH6-D	2LB2	4AH6-C	6LS2
4AH5-B	8EB2-E	4AH6-C	2LB2	4AH6-C	4LS2
4AH5-B	8EB2-M	4AH5-B	2LB2	4AH6-C	2LS2
4AH5-B	6EB2-E			4AH6-C	2LS3
4AH5-B	6EB2-M	4AH6-D	2LC2	4AH5-B	6LS2
		4AH6-C	2LC2	4AH5-B	4LS2
4AH6-D	2GO2	4AH5-B	2LC2	4AH5-B	2LS2
4AH6-D	2GO3			4AH5-B	2LS3
4AH6-C	2GO2	4AH6-D	2LO3		
4AH6-C	2GO3				
4AH5-B	2GO2				
4AH5-B	2GO3				

ACCESS SERVICE



7. Special Access Service (Cont'd)

7.3 Channel Interface and Network Channel Codes (Cont'd)


7.3.5 Compatible Channel Interfaces (Cont'd)

(C) Voice Grade (Cont'd)

Compatible CIs		Compatible CIs		Compatible CIs	
4AH6-D	4NO2	4AH6-D	4TF2	2CT3	6EB2-E
4AH6-D	2NO2	4AH6-D	2TF2	2CT3	6EB2-M
4AH6-C	4NO2	4AH6-C	4TF2	2CT3	6EB3-E
4AH6-C	2NO2	4AH6-C	2TF2		
4AH5-B	4NO2	4AH5-B	4TF2	2CT3	8EB2-E
4AH5-B	2NO2	4AH5-B	2TF2	2CT3	8EB2-M
		2CT3	2CT3		
4AH6-D	4PR2	2CT3	4DS9-*	2CT3	8EC2
4AH6-D	2PR2				
4AH6-C	4PR2	2CT3	6DX2	2CT3	4SF2
4AH6-C	2PR2	2CT3	4DX2	2CT3	4SF3
4AH5-B	4PR2	2CT3	4DX3		
4AH5-B	2PR2				
4AH6-D	4RV2-T	2CT3	9DY3		
4AH6-D	2RV2-T	2CT3	6DY3		
4AH6-C	4RV2-T	2CT3	9DY2		
4AH6-C	2RV2-T	2CT3	6DY2		
4AH5-B	4RV2-T	2CT3	4DY2		
4AH5-B	2RV2-T	2CT3	2DY2		
4AH6-D	4SF2	2CT3	9EA3		
4AH6-C	4SF2	2CT3	9EA2		
4AH5-B	4SF2	2CT3	6EA2-E		
4AH6-D	4SF3	2CT3	6EA2-M		
4AH6-C	4SF3	2CT3	4EA2-E		
4AH5-B	4SF3	2CT3	4EA2-M		

* See 7.3.3 preceding for explanation.

ACCESS SERVICE



7. Special Access Service (Cont'd)

7.3 Channel Interface and Network Channel Codes (Cont'd)


7.3.5 Compatible Channel Interfaces (Cont'd)

(C) Voice Grade (Cont'd)

<u>Compatible CIs</u>		<u>Compatible CIs</u>	
		4DS9-*	4AC2
		4DS9-*	2AC2
		4DS9-*	6DA2
		4DS9-*	4DA2
6DA2	6DA2	4DS9-*	2DA2
6DA2	4DA2		
6DA2	2DA2	4DS9-*	4DE2
4DA2	4DA2	4DS9-*	2DE2
4DA2	2DA2		
2DA2	2DA2	4DS9-*	4DX3
4DB2	6DA2	4DS9-*	4DX2
4DB2	4DA2		
4DB2	2DA2	4DS9-*	9DY3
2DB3	2DA2	4DS9-*	9DY2
2DB2	2DA2	4DS9-*	6DY3
4DB2	4DB2	4DS9-*	6DY2
4DB2	4NO2	4DS9-*	4DY2
4DB2	2NO2	4DS9-*	2DY2
2DB2	2NO2		
		4DS9-*	9EA2
4DB2	4PR2	4DS9-*	9EA3
4DB2	2PR2	4DS9-*	6EA2-E
2DB2	2PR2	4DS9-*	6EA2-M
		4DS9-*	4EA2-E
4DD3	4DE2	4DS9-*	4EA2-M
4DD3	2DE2		

* See 7.3.3 preceding for explanation.

ACCESS SERVICE



7. Special Access Service (Cont'd)


7.3 Channel Interface and Network Channel Codes (Cont'd)

7.3.5 Compatible Channel Interfaces (Cont'd)

(C) Voice Grade (Cont'd)

<u>Compatible CIs</u>		<u>Compatible CIs</u>		<u>Compatible CIs</u>	
4DS9-*	8EB2-E	4DS9-*	4N02	4DX3	9DY2
4DS9-*	8EB2-M	4DS9-*	2N02	4DX2	6DY3
4DS9-*	6EB2-E			4DX3	6DY3
4DS9-*	6EB2-M	4DS9-*	4PR2	4DX2	6DY2
		4DS9-*	2PR2	4DX3	6DY2
4DS9-*	2G02			4DX2	4DY2
4DS9-*	2G03	4DS9-*	4RV2-T	4DX3	4DY2
4DS9-*	6GS2	4DS9-*	2RV2-T	4DX2	2DY2
4DS9-*	4GS2			4DX3	2DY2
4DS9-*	2GS2	4DS9-*	4SF2		
4DS9-*	2GS3	4DS9-*	4SF3	6DX2	9EA3
				6DX2	9EA2
4DS9-*	2LA2	4DS9-*	4TF2	6DX2	6EA2-E
		4DS9-*	2TF2	6DX2	6EA2-M
4DS9-*	2LB2			6DX2	4EA2-E
		4DX2	4DX2	6DX2	4EA2-M
4DS9-*	2LC2	4DX3	4DX2	4DX2	9EA2
		4DX3	4DX3	4DX3	9EA2
4DS9-*	2LO2			4DX2	9EA3
4DS9-*	2LO3	6DX2	9DY3	4DX3	9EA3
		6DX2	9DY2	4DX2	6EA2-E
4DS9-*	4LR2	6DX2	6DY3	4DX3	6EA2-E
4DS9-*	2LR2	6DX2	6DY2	4DX2	6EA2-M
		6DX2	4DY2	4DX3	6EA2-M
4DS9-*	6LS2	6DX2	2DY2	4DX2	4EA2-E
4DS9-*	4LS2	4DX2	9DY3	4DX3	4EA2-E
4DS9-*	2LS2	4DX3	9DY3	4DX2	4EA2-M
4DS9-*	2LS3	4DX2	9DY2	4DX3	4EA2-M

* See 7.3.3 preceding for explanation.



ACCESS SERVICE


7. Special Access Service (Cont'd)

7.3 Channel Interface and Network Channel Codes (Cont'd)

7.3.5 Compatible Channel Interfaces (Cont'd)

(C) Voice Grade (Cont'd)

<u>Compatible CIs</u>		<u>Compatible CIs</u>		<u>Compatible CIs</u>	
6DX2	8EB2-E	4DX2	6LS2	9DY2	6DY3
6DX2	8EB2-M	4DX3	6LS2	9DY3	4DY2
6DX2	6EB2-E	4DX3	4LS2	9DY2	4DY2
6DX2	6EB2-M	4DX2	4LS2	9DY2	2DY2
4DX2	8EB2-E	4DX3	2LS3	9DY3	2DY2
4DX2	8EB2-M	4DX2	2LS3	6DY3	6DY3
4DX3	8EB2-E	4DX3	2LS2	6DY3	6DY2
4DX3	8EB2-M	4DX2	2LS2	6DY2	6DY2
4DX2	6EB2-E	2DX3	2LS2	6DY3	4DY2
4DX2	6EB2-M	2DX3	2LS3	6DY3	2DY2
4DX3	6EB2-E			6DY2	4DY2
4DX3	6EB2-M	4DX3	4RV2-T	6DY2	2DY2
		4DX2	4RV2-T	4DY2	2DY2
4DX2	2LA2	4DX3	2RV2-T	4DY2	4DY2
4DX3	2LA2	4DX2	2RV2-T	2DY2	2DY2
2DX3	2LA2			6EA2-E	4AC2
		6DX2	4SF2	6EA2-M	4AC2
4DX2	2LB2	4DX2	4SF2	6EA2-E	2AC2
4DX3	2LB2	4DX3	4SF2	6EA2-M	2AC2
2DX3	2LB2	4DX2	4SF3		
		4DX3	4SF3	9EA2	9DY3
4DX2	2LC2			9EA2	9DY2
4DX3	2LC2	9DY3	9DY3	9EA2	6DY3
2DX3	2LC2	9DY3	9DY2	9EA2	6DY2
		9DY2	9DY2	9EA2	4DY2
4DX2	2LO3	9DY3	6DY3	9EA2	2DY2
4DX3	2LO3	9DY3	6DY2	9EA3	9DY3
2DX3	2LO3	9DY2	6DY2		



ACCESS SERVICE


7. Special Access Service (Cont'd)

7.3 Channel Interface and Network Channel Codes (Cont'd)

7.3.5 Compatible Channel Interfaces (Cont'd)

(C) Voice Grade (Cont'd)

<u>Compatible CIs</u>		<u>Compatible CIs</u>		<u>Compatible CIs</u>	
9EA3	9DY2	4EA2-M	9DY2	4EA3-E	9EA2
9EA3	6DY3	4EA2-M	6DY3	4EA3-E	9EA3
9EA3	6DY2	4EA2-M	6DY2	4EA2-M	4EA2-M
9EA3	4DY2	4EA2-M	4DY2		
9EA3	2DY2	4EA2-M	2DY2	9EA2	8EB2-E
6EA2-E	9DY3			9EA2	8EB2-M
6EA2-E	9DY2	9EA2	9EA2	9EA2	6EB2-E
6EA2-E	6DY3	9EA2	9EA3	9EA2	6EB2-M
6EA2-E	6DY2	9EA2	6EA2-E	9EA3	9EB2-E
6EA2-E	4DY2	9EA2	6EA2-M	9EA3	8EB2-M
6EA2-E	2DY2	9EA2	4EA2-E	9EA3	6EB2-E
6EA2-M	9DY3	9EA2	4EA2-M	9EA3	6EB2-M
6EA2-M	9DY2	9EA3	9EA3	6EA2-E	8EB2-E
6EA2-M	6DY3	9EA3	6EA2-E	6EA2-E	8EB2-M
6EA2-M	6DY2	9EA3	6EA2-M	6EA2-E	6EB2-E
6EA2-M	4DY2	9EA3	4EA2-E	6EA2-E	6EB2-M
6EA2-M	2DY2	9EA3	4EA2-M	6EA2-M	8EB2-E
4EA2-E	9DY3	6EA2-E	6EA2-E	6EA2-M	8EB2-M
4EA2-E	9DY2	6EA2-E	6EA2-M	6EA2-M	6EB2-E
4EA3-E	9DY3	6EA2-M	6EA2-M	6EA2-M	6EB2-M
4EA3-E	9DY2	6EA2-E	4EA2-E	4EA2-E	8EB2-E
4EA3-E	6DY3	6EA2-E	4EA2-M	4EA2-E	8EB2-M
4EA3-E	6DY2	6EA2-M	4EA2-E	4EA3-E	9EB2-E
4EA3-E	4DY2	6EA2-M	4EA2-M	4EA3-E	8EB2-M
4EA3-E	2DY2	4EA2-E	4EA2-E	4EA2-E	6EB2-E
4EA2-E	6DY3	4EA3-E	6EA2-E	4EA2-E	6EB2-M
4EA2-E	6DY2	4EA3-E	6EA2-M	4EA3-E	6EB2-E
4EA2-E	4DY2	4EA3-E	4EA2-E	4EA3-E	6EB2-M
4EA2-E	2DY2	4EA3-E	4EA2-M	4EA2-M	8EB2-E
4EA2-M	9DY3	4EA2-E	4EA2-M		



ACCESS SERVICE

7. Special Access Service (Cont'd)


7.3 Channel Interface and Network Channel Codes (Cont'd)

7.3.5 Compatible Channel Interfaces (Cont'd)

(C) Voice Grade (Cont'd)

<u>Compatible CIs</u>		<u>Compatible CIs</u>		<u>Compatible CIs</u>	
4EA2-M	8EB2-M	9EA3	4SF2	6EB3-E	9DY2
4EA2-M	6EB2-E	9EA2	4SF2	6EB3-E	9DY3
4EA2-M	6EB2-M	6EA2-E	4SF3	6EB2-E	6DY2
		6EA2-M	4SF3	6EB3-E	6DY2
6EA2-E	2LA2	6EA2-E	4SF2	6EB2-E	6DY3
6EA2-M	2LA2	6EA2-M	4SF2	6EB3-E	6DY3
		4EA3-E	4SF2	6EB2-E	4DY2
6EA2-E	2LB2	4EA2-E	4SF2	6EB3-E	2DY2
6EA2-M	2LB2	4EA2-M	4SF2	6EB3-E	4DY2
				6EB2-M	9DY2
6EA2-E	2LC2	8EB2-E	4AC2	6EB2-M	9DY3
6EA2-M	2LC2	8EB2-M	4AC2	6EB2-M	6DY2
		8EB2-E	2AC2	6EB2-M	6DY3
6EA2-E	2LO3	8EB2-M	2AC2	6EB2-M	4DY2
6EA2-M	2LO3			6EB2-E	2DY2
		8EB2-E	9DY3	6EB2-M	2DY2
6EA2-E	6LS2	8EB2-E	9DY2		
6EA2-M	6LS2	8EB2-E	6DY3	6EB3-E	9EA2
6EA2-E	4LS2	8EB2-E	6DY2	6EB3-E	9EA3
6EA2-M	4LS2	8EB2-E	4DY2	6EB3-E	6EA2-E
6EA2-E	2LS2	8EB2-E	2DY2	6EB3-E	6EA2-M
6EA2-M	2LS2	8EB2-M	9DY3	6EB3-E	4EA2-E
6EA2-E	2LS3	8EB2-M	9DY2	6EB3-E	4EA2-M
6EA2-M	2LS3	8EB2-M	6DY3		
		8EB2-M	6DY2	8EB2-E	8EB2-E
6EA2-E	4RV2-T	8EB2-M	4DY2	8EB2-E	8EB2-M
6EA2-M	4RV2-T	8EB2-M	2DY2	8EB2-M	8EB2-M
6EA2-E	2RV2-T	6EB2-E	9DY2	8EB2-E	6EB2-E
6EA2-M	2RV2-T	6EB2-E	9DY3	8EB2-E	6EB2-M

ACCESS SERVICE




7. Special Access Service (Cont'd)

7.3 Channel Interface and Network Channel Codes (Cont'd)

7.3.5 Compatible Channel Interfaces (Cont'd)

(C) Voice Grade (Cont'd)

<u>Compatible CIs</u>		<u>Compatible CIs</u>		<u>Compatible CIs</u>	
8EB2-M	6EB2-E	8EB2-E	4RV2-T	8EC2	8EB2-M
8EB2-M	6EB2-M	8EB2-M	4RV2-T	8EC2	6EB2-E
6EB2-E	6EB2-E	8EB2-E	2RV2-T	8EC2	6EB2-M
6EB2-E	6EB2-M	8EB2-M	2RV2-T		
6EB3-E	8EB2-E			8EC2	4SF2
6EB3-E	8EB2-M	8EB2-E	4SF2	6EX2-B	2G03
6EB2-M	6EB2-M	8EB2-M	4SF2	6EX2-A	6GS2
		8EB2-E	4SF3	6EX2-A	4GS2
8EB2-E	2LA2	8EB2-M	4SF3	6EX2-A	2GS2
8EB2-M	2LA2	6EB3-E	4SF2	6EX2-A	2GS3
		6EB2-E	4SF2		
8EB2-E	2LB2	6EB2-M	4SF2	6EX2-B	2LA2
8EB2-M	2LB2				
		8EC2	9DY2	6EX2-B	2LB2
8EB2-E	2LC2	8EC2	9DY3		
8EB2-M	2LC2	8EC2	6DY2	6EX2-B	2LC2
		8EC2	6DY3		
8EB2-E	2L03	8EC2	4DY2	6EX2-B	2L02
8EB2-M	2L03	8EC2	2DY2	6EX2-B	2L03
8EB2-E	6LS2	8EC2	9EA2	6EX2-B	4LR2
8EB2-M	6LS2	8EC2	9EA3	6EX2-B	2LR2
8EB2-E	4LS2	8EC2	6EA2-E		
8EB2-M	4LS2	8EC2	6EA2-M	6EX2-A	6LS2
8EB2-E	2LS2	8EC2	4EA2-E	6EX2-A	4LS2
8EB2-M	2LS2	8EC2	4EA2-M	6EX2-A	2LS2
8EB2-E	2LS3			6EX2-A	2LS3
8EB2-M	2LS3	8EC2	8EB2-E		



ACCESS SERVICE

7. Special Access Service (Cont'd)

7.3 Channel Interface and Network Channel Codes (Cont'd)

7.3.5 Compatible Channel Interfaces (Cont'd)

(C) Voice Grade (Cont'd)

<u>Compatible CIs</u>		<u>Compatible CIs</u>		<u>Compatible CIs</u>	
6EX2-A	4SF2	6L02	6LS2	4LR2	4SF2
6EX2-B	4SF2	6L02	4LS2	4LR3	4SF2
		6L02	2LS2		
6G02	6GS2	6L02	2LS3	6LS2	2LA2
6G02	4GS2	4L02	6LS2	4LS2	2LA2
6G02	2GS2	4L02	4LS2	4LS3	2LA2
6G02	2GS3	4L03	6LS2	2LS2	2LA2
4G02	6GS2	4L03	4LS2	2LS3	2LA2
4G03	6GS2	4L03	2LS3		
4G02	4GS2	4L03	2LS2	6LS2	2LB2
4G03	4GS2	4L02	2LS2	4LS2	2LB2
4G02	2GS2	4L02	2LS3	4LS3	2LB2
4G02	2GS3	2L03	2LS3	2LS2	2LB2
4G03	2GS2	2L03	2LS2	2LS3	2LB2
4G03	2GS3	2L02	2LS2		
2G02	2GS2	2L02	2LS3	6LS2	2LC2
2G03	2GS2			4LS2	2LC2
2G02	2GS3	6L02	4SF2	4LS3	2LC2
2G03	2GS3	4L02	4SF2	2LS2	2LC2
		4L03	4SF2	2LS3	2LC2
6G02	4SF2				
4G02	4SF2	4LR3	4LR2	6LS2	2L03
4G03	4SF2	4LR3	2LR2	6LS2	2L02
		4LR2	4LR2	4LS2	2L02
6GS2	2G02	4LR2	2LR2	4LS2	2L03
4GS2	4G02	2LR2	2LR2	4LS3	2L02
4GS3	2G02	2LR3	2LR2	4LS3	2L03
4GS2	2G03				

RECEIVED

SEP 15 1987

ACCT. & ENGI. DEPARTMENT
Nebr. Public Service Commission

ACCESS SERVICE

7. Special Access Service (Cont'd)

7.3 Channel Interface and Network Channel Codes (Cont'd)

7.3.5 Compatible Channel Interfaces (Cont'd)

(C) Voice Grade (Cont'd)

<u>Compatible CIs</u>		<u>Compatible CIs</u>		<u>Compatible CIs</u>	
6LS2	4SF2	4SF3	9DY2	4SF3	2LA2
4LS3	4SF2	4SF2	9DY3		
		4SF3	6DY3	4SF2	2LB2
4NO2	6DA2	4SF2	6DY2	4SF3	2LB2
4NO2	4DA2	4SF2	6DY3		
4NO2	2DA2	4SF3	6DY2	4SF2	2LC2
2NO2	6DA2	4SF2	4DY2	4SF3	2LC2
2NO2	4DA2	4SF3	4DY2		
2NO2	2DA2	4SF3	2DY2	4SF2	2LO3
4NO2	4DE2	4SF2	2DY2	4SF3	2LO3
4NO2	2DE2				
4NO2	4NO2	4SF3	9EA2	4SF2	2LR2
4NO2	2NO2	4SF3	9EA3	4SF3	4LR2
2NO2	2NO2	4SF3	4EA2-E	4SF3	2LR2
2NO3	2NO2	4SF3	4EA2-M		
				4SF3	6LS2
2NO3	2PR2	4SF3	6EB2-E	4SF2	4LS2
		4SF3	6EB2-M	4SF3	4LS2
4RV2-0	4RV2-T	4SF2	2G03	4SF2	2LS2
4RV2-0	2RV2-T	4SF3	6GS2	4SF2	2LS3
2RV2-0	2RV2-T	4SF2	6GS2	4SF3	2LS2
		4SF2	4GS2	4SF3	2LS3
4RV2-0	4SF2	4SF3	4GS2		
		4SF2	2GS2	4SF3	4RV2-T
4SF2	4AC2	4SF2	2GS3	4SF2	4RV2-T
4SF2	2AC2	4SF3	2GS2	4SF2	2RV2-T
		4SF3	2GS3	4SF3	2RV2-T
4SF3	9DY3				
4SF2	9DY2	4SF2	2LA2	4SF3	4SF3

ACCESS SERVICE

7. Special Access Service (Cont'd)

7.3 Channel Interface and Network Channel Codes (Cont'd)

7.3.5 Compatible Channel Interfaces (Cont'd)

(C) Voice Grade (Cont'd)


Compatible CIs

4SF3	4SF2
4SF2	4SF2
4TF2	4TF2
4TF2	2TF2
2TF3	2TF2

(D) Reserved For Future Use

(D)

(D)



ISSUED:
July 18, 2002

Warren D. Hannah
Director, Tariffs

EFFECTIVE:
July 29, 2002

ACCESS SERVICE

- 7. Special Access Service (Cont'd)
 - 7.3 Channel Interface and Network Channel Codes (Cont'd)
 - 7.3.5 Compatible Channel Interfaces (Cont'd)


(E) Reserved For Future Use

(D)

(F) Reserved For Future Use

(D)

(G) Reserved For Future Use



ISSUED:
July 18, 2002

Warren D. Hannah
Director, Tariffs

EFFECTIVE:
July 29, 2002

ACCESS SERVICE

7. Special Access Service (Cont'd)

7.3 Channel Interface and Network Channel Codes (Cont'd)

7.3.5 Compatible Channel Interfaces (Cont'd)

(H) Digital Data

(T)

<u>Compatible CIs</u>		<u>Compatible CIs</u>		<u>Compatible CIs</u>	
4DS9-15	4DS9-15+	4DS8-15	6DU5-48		
4DS9-15	4DU5-24	4DS8-15	6DU5-56	4DU5-96	4DU5-96
4DS9-15	4DU5-48	4DS8-15	6DU5-96	6DU5-24	6DU5-24
4DS9-15	4DU5-56	4DU5-24	4DU5-24	6DU5-48	6DU5-48
4DS9-15	4DU5-96	4DU5-48	4DU5-48	6DU5-56	6DU5-56
4DS9-15	6DU5-24	4DU5-56	4DU5-56	6DU5-96	6DU5-96

(I) High Capacity


(T)

<u>Compatible CIs</u>		<u>Compatible CIs</u>	
4DSO-63	4DSO-63	4DS9-15	4DU8-B
4DSO-63	6DU8-A, B, or C	4DS9-15J	6DU8-A
4DSO-63	4DU8-A, B, or C	4DS9-15J	4DU8-A
4DS6-27	4DS6-27	4DS9-15K	6DU8-B
4DS6-27	6DU8-A, B, or C	4DS9-15K	4DU8-B
4DS6-27	4DU8-A, B, or C	4DS9-15K	6DU8-C
4DS6-44	4DS6-44	4DS9-15K	4DU8-C
4DS6-44	6DU8-A, B, or C	4DS9-15S	4DU9-S
4DS6-44	4DU8-A, B, or C	4DS9-31	4DS9-31
4DS9-15	4DS9-15++	4DS9-31	6DU8-A, B, or C
4DS9-15J	4DS-15J	4DS9-31	4DU8-A, B, or C
4DS-15K	4DS9-15K	4DU8-A, B, or C	4DU8-A, B, or C
4DS9-15S	4DS9-15S		
4DS9-15	6DU8-B		

+ Available only as a cross connect of two digital channels at appropriate digital speeds at a Telephone Company Hub.

++ Available also as a cross connect of two individual channels of 1.544 Mbps facilities at a Telephone Company Hub.

(D)



ISSUE DATE:
September 17, 1999

Rudolph R. Povirk, Jr.
Director-Carrier Tariffs

EFFECTIVE DATE:
September 27, 1999

ACCESS SERVICE

7. Special Access Service (Cont'd)

7.4 Rate Regulations

This section contains the specific regulations governing the rates and charges that apply for Special Access Service.

7.4.1 Types of Rates and Charges

There are three types of rates and charges. These are monthly rates, daily rates and nonrecurring charges. The rates and charges are described as follows:


(A) Monthly Rates

Monthly rates are flat recurring rates that apply each month or fraction thereof that a Special Access Service is provided. For billing purposes, each month is considered to have 30 days.

(B) Reserved For Future Use

(D)

(D)



ACCESS SERVICE

7. Special Access Service (Cont'd)

7.4 Rate Regulations (Cont'd)

7.4.1 Types of Rates and Charges (Cont'd)

(C) Nonrecurring Charges

Nonrecurring charges are one-time charges that apply for specific work activity (i.e., installation or change to an existing service). The types of nonrecurring charges that apply for Special Access Service are: installation of service, installation of optional features and functions, and service rearrangements.


(1) Installation of Service

Nonrecurring charges apply to each service installed. The nonrecurring charges for the installation of service are set forth in the effective price list as a nonrecurring charge for the Channel Termination rate element. (T)

(2) Installation of Optional Features and Functions

Nonrecurring charges apply for the installation of some of the optional features and functions available with Special Access Service. The charge applies whether the feature or function is installed coincident with the initial installation of service or at any time subsequent to the installation of the service.

The optional features and functions for which nonrecurring charges apply are set forth in the effective price list.



ACCESS SERVICE

7. Special Access Service (Cont'd)

7.4 Rate Regulations (Cont'd)

7.4.1 Types of Rates and Charges (Cont'd)

(C) Nonrecurring Charges (Cont'd)


(3) Service Rearrangements

Service rearrangements are changes to existing (installed) services which do not result in either a change in the minimum period requirements as set forth in 5.2.5(E) preceding or a change in the physical location of the point of termination at a customer designated premises. Changes in the type of service or channel termination are treated as disconnects and starts. Changes in the physical location of the point of the termination are treated as moves and are described as charged for as set forth in the effective price list. (T)

The charge to the customer for the service rearrangement is dependent on whether the change is administrative only in nature or involves actual physical change to the service.

Administrative changes will be made without charge(s) to the customer. Such changes require the continued provision and billing of the Access Service to the same entity (i.e., customer remains responsible for the Access Service). Administrative changes are as follows:

- Change of customer name (i.e., the customer of record does not change but rather the customer of record changes its name- e.g., AT&T-Long Lines to AT&T Communications),
- Change of customer or customer's end user premises address when the change of address is not a result of a physical relocation of equipment,
- Change in billing data (name, address, or contact name or telephone number),



ISSUE DATE:
September 17, 1999

Rudolph R. Povirk, Jr.
Director-Carrier Tariffs

EFFECTIVE DATE:
September 27, 1999

ACCESS SERVICE

7. Special Access Service (Cont'd)

7.4 Rate Regulations (Cont'd)

7.4.1 Types of Rates and Charges (Cont'd)

(C) Nonrecurring Charges (Cont'd)


(3) Service Rearrangements

- Change of agency authorization,
- Change of customer circuit identification,
- Change of billing account number,
- Change of customer test line number,
- Change of customer or customer's end user contact name or telephone number, and
- Change of jurisdiction.

All other service rearrangements will be charged for as follows:

- If the change involves the addition of another leg to an existing multipoint service, the nonrecurring charge for the channel termination rate element will apply. The charge will apply only for the leg that is being added.
- If the change involves changing the type of signaling on a Voice Grade service, a charge equal to the Voice Grade channel termination rate element nonrecurring charge will apply. The charge will apply per channel termination affected.
- For all other changes, including the addition of optional features without separate nonrecurring charges, a charge equal to a channel termination rate element nonrecurring charge will apply. Only one such charge will apply per service, per change.
- If the change involves connecting an existing service to a multiplexed high capacity service, a charge equal to a channel termination rate element nonrecurring charge will apply for the existing service per service connected.

(D)
(D)



ISSUE DATE:
December 17, 2001

Warren Hannah
Director – Tariffs

EFFECTIVE DATE:
January 17, 2002

ACCESS SERVICE

7. Special Access Service (Cont'd)

7.4 Rate Regulations (Cont'd)

7.4.1 Types of Rates and Charges (Cont'd)


(C) Nonrecurring Charges (Cont'd)

This Page is Reserved For Future Use

(C)

(D)

(D)



ISSUE DATE:
December 17, 2001

Warren Hannah
Director – Tariffs

EFFECTIVE DATE:
January 17, 2002

ACCESS SERVICE

7. Special Access Service (Cont'd)

7.4 Rate Regulations (Cont'd)

7.4.2 Surcharge for Special Access Service

(A) General

In addition to the rates and charges described in 7.4.1 preceding, there is a monthly surcharge that applies to Special Access Service. The Special Access Surcharge compensates the Telephone Company for use of the local exchange network when Special Access Service is connected to a PBX or equivalent device which is capable of interconnecting the Special Access Service with local exchange service.


Except as set forth in 7.4.10 following, the Telephone Company will automatically bill the surcharge on each Special Access Service installed irrespective of whether the interconnection capability exists in the customer's premises equipment or in a Centrex-CO type switch unless written certification is received from the customer certifying exemption status as set forth in (B) following.

(B) Special Access Surcharge Exemptions

The Special Access Service will be exempted from the surcharge if the customer provides the Telephone Company written certification that the Special Access Channel termination is one of the following:

(T)

- (1) an open-end termination in a Telephone Company switch of an FX line, including CCSA and CCSA-equivalent ONALs; or
- (2) an analog channel termination that is used for radio or television program transmission; or




ISSUE DATE:
September 17, 1999

Rudolph R. Povirk, Jr.
Director-Carrier Tariffs

EFFECTIVE DATE:
September 27, 1999

ACCESS SERVICE



7. Special Access Service (Cont'd)

7.4 Rate Regulations (Cont'd)

7.4.2 Surcharge for Special Access Service (Cont'd)

(B) Special Access Surcharge Exemptions (Cont'd)

- (3) a termination used for TELEX service; or
- (4) a termination that by the nature of its operating characteristics could not make use of Telephone Company common lines; or
- (5) a termination that interconnects either directly or indirectly to the local exchange network where the usage is subject to Carrier Common Line charges such as, where the Special Access Service accesses only FGA and no local exchange lines, or Special Access Service between customer points of termination or Special Access Service connecting CCSA or CCSA-type equipment (inter-machine trunks); or
- (6) a termination that the customer certifies to the Telephone Company is not connected to a PBX or other device capable of interconnecting the special access facility to a local exchange subscriber line.

(C) Exemption Certification

- (1) Special Access Services which are terminated as set forth in (B) preceding will be exempted for the Special Access Surcharge if the customer provides the Telephone Company with a written notification certifying exemption. Such notification shall be provided by the customer (1) at the time the Special Access Service is ordered or installed; (2) at such time as the Special Access Service is reterminated to a device not capable of interconnecting to the local exchange network, or (3) at such time as the Special Access Service becomes associated with a Switched Access Service that is subject to Carrier Common Line charges.

ACCESS SERVICE



7. Special Access Service (Cont'd)

7.4 Rate Regulations (Cont'd)

7.4.2 Surcharge for Special Access Service (Cont'd)

(C) Exemption Certification (Cont'd)

- (2) If written certification is not received at the time the Special Access Service is obtained, the surcharge will be applied. Exempt status will become effective on the certification date indicated by the customer, subject to the regulations in (D) following.
- (3) The exemption certification is to be provided by the customer ordering the service. The certification must be signed by the customer or authorized representative and include the category of exemption, as set forth in (B) preceding, for each termination, and the date which the exemption is effective.
- (4) The customer shall also notify the Telephone Company when an exempted Special Access Service is changed or reterminated such that the exemption is no longer applicable.

(D) Crediting the Surcharge

The Telephone Company will cease billing the Special Access Surcharge when certification that the Special Access Service has become exempt from the surcharge, as set forth in (B) preceding is received. If the status of the Special Access Service was change prior to receipt for the exemption certification, the Telephone Company will credit the customer's account, not to exceed ninety (90) days, based on the effective date of the change specified by the customer in the letter of certification.

ACCESS SERVICE

7. Special Access Service (Cont'd)

7.4 Rate Regulations (Cont'd)

7.4.2 Surcharge for Special Access Service (Cont'd)

E. Application of Rates

- (1) The monthly Special Access Surcharge applies to Special Access Services arranged, as set forth in (A) preceding, on a per voice equivalent basis as shown in the following example.

<u>Special Access Charge</u>	<u>Voice Grade Equivalent</u>		<u>Surcharge</u>	<u>Monthly Charge</u>	
Voice Grade ^[1]	1	X	\$25.00	\$ 25.00	(C)
High Capacity DS1	24	X	\$25.00	\$600.00	

- (2) In the case of multipoint Special Access Service, one Special Access Surcharge will apply for each termination at a customer designated premises except that no surcharge applies at the customer designated premises at which the Access Service is connected to Interstate Service.
- (3) The Telephone Company will bill the surcharge to the customer who orders the Special Access Service unless the Service is exempt as set forth in (B) preceding.

^[1] **Effective September 1, 2020, Voice Grade Services are grandfathered. Availability to current customers is limited to circuits in service at existing locations.**

(N)
(N)

ISSUED:
August 20, 2020

BY: Darlene Terry
Manager, Tariffs

EFFECTIVE:
September 1, 2020

NE2020-12

ACCESS SERVICE

7. Special Access Service (Cont'd)

7.4 Rate Regulations (Cont'd)

7.4.3 Reserved for Future Use

7.4.4 **Minimum Periods**

(T)

The minimum service period for all services is one month.

(T)

7.4.5 Moves


A move involves a change in the physical location of one of the following:

- The Point of Termination at the customer's premises
- The customer's premises

The charges for the move are dependent on whether the move is to a new location within the same building or to a different building.

(A) Moves Within the Same Building

When the move is to a new location within the same building, the charge for the move will be an amount equal to one half of the nonrecurring (i.e., installation) charge for the channel termination affected. There will be no change in the minimum period requirements.



ACCESS SERVICE

7. Special Access Service (Cont'd)

7.4 Rate Regulations (Cont'd)

7.4.5 Moves

(B) Moves to a Different Building

Moves to a different building will be treated as a discontinuance and a start of service and all associated nonrecurring charges will apply. New minimum period requirements will be established for the new services. The customer will also remain responsible for satisfying all outstanding minimum period charges for the disconnected service.


7.4.6 Mileage Measurement

The mileage to be used to determine the monthly rate for the Channel Mileage is calculated on the airline distance between the locations involved, i.e., the serving wire centers associated with two customer designated premises, a serving wire center associated with a customer designated premises and a Telephone Company Hub, or two Telephone Company Hubs. The serving wire center associated with a customer designated premises is the serving wire center from which the customer designated premises would normally obtain dial tone.

Mileage is shown in 7.5 following in terms of mileage bands. To determine the rate to be billed, first compute the mileage using the V&H coordinates method, as set forth in the National Exchange Carrier Association, *Inc.* Tariff F.C.C. No. 4, then find the band into which the computed mileage falls and apply the rates shown for that band. When the calculation results in a fraction of a mile, always round up to the next whole mile before determining the mileage band and applying the rates.

(T)

When Hubs are involved, mileage is computed and rates applied separately for each section of the Channel Mileage, i.e., customer designated premises serving wire center to Hub, Hub to Hub and/or Hub to customer designated premises serving wire center. However, when any service is routed through a Hub for purposes other than customer specified bridging or multiplexing (e.g., the Telephone Company chooses to so route for test access purposes), rates will be applied only to the distance calculated between the serving wire centers associated with the customer designated premises.



ACCESS SERVICE

7. Special Access Service (Cont'd)

7.4 Rate Regulations (Cont'd)

7.4.7 Facility Hubs

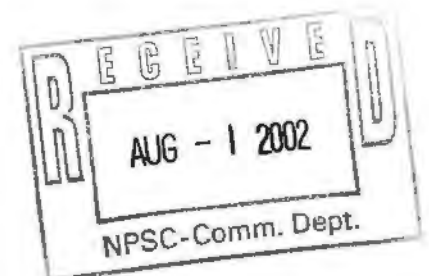
A customer has the option of ordering Voice Grade facilities or High Capacity facilities (i.e., DS1, DS1C, DS3) to a facility Hub for channelizing to individual services requiring lower capacity facilities (*e.g., Voice*). (T)

Different locations may be designated as Hubs for different facility capacities, e.g., multiplexing from digital to digital may occur at one location while multiplexing from digital to voice may occur at a different location. When ordering, the customer will specify the desired multiplexing Hub(s) selected from the National Exchange Carrier Association, Inc. Tariff F.C.C. No. 4. This tariff identifies the type(s) of multiplexing functions which are available and the wire centers at which they are available.

Some of the types of multiplexing available include the following:

- from higher to lower bit rate
- from digital to voice frequency channels

End to end services may be provided on channels of these facilities to a Hub. The transmission performance for the end to end service provided between customer designated premises will be that of the lower capacity or bit rate. For example, when a 1.55 Mbps facility is multiplexed to voice frequency channels, the transmission performance of the channelized services will be Voice Grade, not High Capacity.



ACCESS SERVICE

7. Special Access Service (Cont'd)

7.4 Rate Regulations (Cont'd)


7.4.7 Facility Hubs (Cont'd)

The Telephone Company will commence billing the monthly rate for the facility to the Hub on the date specified by the customer on the service order. Individual services utilizing these facilities may be installed coincident with the installation of the facility to the Hub, or may be ordered and/or installed at a later date, at the option of the customer. The customer will be billed for a Voice Grade or a high capacity analog or digital Channel Termination, Channel Mileage (when applicable), and the multiplexer at the time the facility is installed. Individual service rates (by service type) will apply for a Channel Termination and additional Channel Mileage (as required) for each channelized service. These will be billed to the customer as each individual service is installed.

Cascading multiplexing occurs when a high capacity analog or digital channel is de-multiplexed to provide channels with a lesser capacity and one of the lesser capacity channels is further de-multiplexed. For example, a Supergroup facility is de-multiplexed to five Group facilities and the one of the Group facilities is further de-multiplexed to individual Voice Grade channels.

When cascading multiplexing is performed, whether in the same or a different Hub, a charge for the additional multiplexing unit also applies. When cascading multiplexing is performed at different Hubbing locations, Channel Mileage charges also apply between the Hubs.

(D)
|
(D)



ISSUED:
July 18, 2002

Warren D. Hannah
Director, Tariffs

EFFECTIVE:
July 29, 2002


ACCESS SERVICE

- 7. Special Access Service (Cont'd)
 - 7.4 Rate Regulations (Cont'd)
 - 7.4.7 Facility Hubs (Cont'd)

(D)
|
(D)

7.4.8 Shared Use Digital High Capacity Service

Shared use occurs when Special Access Service and Switched Access Service are provided over the same High Capacity facilities through a common interface. The facility will be ordered, provided, and rated as Special Access Service (i.e., Channel Termination, Channel Mileage, as appropriate, and Multiplexer). The nonrecurring charge that applies when the shared use facility is installed will be the nonrecurring charge associated with the High Capacity Channel Termination. Individual service (i.e., Switched or Special Access) nonrecurring charges will not apply to the individual channels of the shared use facility. Rating as Special Access will continue until such time as the customer chooses to use a portion of the available capacity for providing Switched Access Service. As each individual channel is activated for Switched Access Service, the Special Access Channel Termination and Channel Mileage rates will be reduced accordingly (e.g., 1/24th for a DS1 service, etc.). The customer must place an order for each individual Switched or Special Access Service utilizing the Shared Use facilities and specify the channel assignment for each such service.



ACCESS SERVICE

7. Special Access Service (Cont'd)

7.4 Rate Regulations (Cont'd)

7.4.8 Shared Use of High Capacity Service

Switched Access Service rates and charges as set forth in 15.3 following will apply for each channel of the shared use facility that is used to provide Switched Access Service. Where Special Access Service is provided utilizing a channel of the shared facility to the Hub, High Capacity rates and charges will apply for the facility to the Hub as set forth preceding and individual service rates and charges will apply from the Hub to the customer designated premises. The rates and charges that will apply to the portion from the Hub to the customer designated premises will be dependent on the specific type of Special Access Service that is provided (e.g., Voice Grade, Digital Data, etc.). The applicable rates and charges will include a Channel Termination and Channel Mileage, if applicable. Rates and charges for optional features and functions, associated with the service, if any, will apply as set forth in the effective price list.


7.4.9 Special Access Term Discount Plan

(A) General

The Special Access Term Discount Plan (TDP) applies to Special Access Digital Data **Service** (56.0 and 64.0 Kbps), High Capacity DS1 (1.544 Mbps) and DS3 (44.736 Mbps) service, DS3 to DS1 and DS1 to DS0 Multiplexing. The TDP provides the customer with discounted rates for the services listed. The customer agrees to a minimum service commitment per service when the TDP is established.

(T)

In order for a circuit to be eligible for TDP pricing, the customer must commit a channel termination and/or multiplexer associated with the circuit to a TDP. The commitment level for a circuit will be based on channel terminations and/or multiplexers. Customers may disconnect or move channel terminations and/or multiplexers within the state and not be subject to termination liability charges as long as the commitment levels are maintained.



ISSUE DATE:
December 17, 2001

Warren Hannah
Director – Tariffs

EFFECTIVE DATE:
January 17, 2002

ACCESS SERVICE

7. Special Access Service (Cont'd)

7.4 Rate Regulations (Cont'd)

7.4.9 Special Access Term Discount Plan (Cont'd)

(B) Commitment Level

All eligible special access rate elements for a given circuit (channel termination, channel mileage termination (fixed), channel mileage facility (per mile) or multiplexing) must be ordered for the same commitment period with the same service date for the same customer. A customer establishes a TDP by committing all or a portion of their in-service channel terminations and/or multiplexers to a minimum term of **three (3) years** up to a maximum term of **five (5) years**. During the term of the selected TDP, the customer must maintain an in-service commitment threshold of not less than 90% nor more than 130% of the committed channel terminations and/or multiplexers.


(C)
(C)

As long as a customer's actual in-service level of channel terminations and/or multiplexers remains within the commitment threshold, the customer will be billed the TDP rate for all eligible rate elements. Additionally, if a customer's in-service level exceeds the initial in-service level by no more than 30%, the customer will be billed the TDP rates for all eligible rate elements. For example, the customer has 200 DS1 channel terminations and/or multiplexers and elects to commit 150 channel terminations and multiplexers to a **three (3) year** TDP. The customer will be billed TDP rates as long as the in-service level of channel terminations and/or multiplexers is equal to or greater than 135 (90% minimum threshold) but not more than 195 (130% maximum threshold).

(T)

(C)

If the customer's in-service request exceeds the initial service level by more than 30%, the customer will be billed the month-to-month rate for all facilities above the upper limit of the commitment threshold. If the customer's in-service level falls below the commitment threshold, the customer will be billed for the minimum commitment level of channel terminations and/or multiplexers at the TDP rate.



ACCESS SERVICE

7. Special Access Service (Cont'd)

7.4 Rate Regulations (Cont'd)

7.4.9 Special Access Term Discount Plan (Cont'd)

(B) Commitment Level (Cont'd)

For example, a customer whose minimum commitment threshold is 135 channel terminations and/or multiplexers, but only has 125 in-service, will be billed the TDP rates for 135 channel terminations and/or multiplexers and all associated rate elements. The TDP rates billed will be based on the most recently disconnected facilities.


Although the commitment level is based upon channel terminations and/or multiplexers, the following rate elements will receive TDP rates:

Channel Mileage Facility (per mile)
Channel Mileage Termination (fixed)
Multiplexing
Channel Termination

(C) Ordering Provisions

The customer must order a TPD in writing to the Telephone Company. A TDP may be ordered based on the following plan options.

Three (3) Years
Five (5) Years



The customer must specify the plan and the length of the service commitment period and commitment level. The customer agrees to a minimum service commitment level per service **per committed area (i.e., state)** in effect at one time. For example, a customer that has a **three (3)** year plan in effect for DS1 service may not establish a second **three (3)** year DS1 TDP until the current TDP expires. Once the plan is established, and commitment levels are agreed upon, standard access ordering procedures will be followed.

(D)
(D)
(C)
(C)
(D)
(D)
(C)
(C)
(C)
(D)
(D)

ACCESS SERVICE

7. Special Access Service (Cont'd)

7.4 Rate Regulations (Cont'd)

7.4.9 Special Access Term Discount Plan (Cont'd)

(C) Ordering Provisions (Cont'd)

When a customer converts to a TDP, no access order charges are applied toward facilities in-service at that time. If a customer moves from a month-to-month plan to a TDP, or upgrades from one TDP to another, no access order charges are applied.

(D) Service Rearrangements

When a circuit committed to a TDP is rearranged as set forth in 7.4.1(C)(3) preceding, the non-recurring rearrangement charge associated with the month-to-month rates for that service will apply. *Changes in the type of service or service termination are treated as disconnects and starts, and the nonrecurring installation charge associated with the month-to-month rates for that service will apply. Changes in the physical location of the point of termination are treated as moves, as described in 7.4.5 preceding, and will be assessed the nonrecurring charge associated with the month-to-month rates for that service.*


(E) 90-Day Review Period

No adjustments in monthly billing for a TDP, for being above or below the commitment threshold described in (B) preceding, will take place until 90 days after Telephone Company written notification to the customer that the commitment threshold has been exceeded or has not been met. This will ensure that customers will not be penalized for aberrations in channel termination and/or multiplexer counts caused by timing differentials in disconnection and installation.

Customer's bills will not be adjusted for being outside the threshold described in (B) preceding during the 90 day review period. Additionally, customers will continue to be billed the adjustments (following the 90 day review period) for being outside the described threshold until the commitment level is met or re-established. A new 90 days review period will be initiated if the customer's actual in-service level subsequently falls outside the described threshold.


(F) Increasing the TDP Commitment Level

Customers may increase their commitment level at any time by notifying the Telephone Company in writing. An increase in the commitment level will not change the expiration date of the TDP.



(D)
(D)

ACCESS SERVICE



7. Special Access Service (Cont'd)

7.4 Rate Regulations (Cont'd)

7.4.9 Special Access Term Discount Plan (Cont'd)

(F) Increasing the TDP Commitment Level (Cont'd)

When a commitment level is increased, the actual in-service channel termination and/or multiplexer level at the time of the increase will be used to calculate the new commitment threshold as described in 7.4.9(B) preceding. (T)

Upon written notification to the Telephone Company, customers may elect to have all future channel terminations and/or multiplexers installed during a commitment period automatically placed on the designated TDP. (N)

Customers may request, upon written notification to the Telephone Company, that the Telephone Company automatically increase the customer's TDP commitment level when the 130% commitment threshold, as set forth in 7.4.9(B) preceding, is exceeded. The adjusted commitment level will be the actual channel terminations and/or multiplexers in service under the TDP at the time the 130% threshold is exceeded. The expiration date of the customer's TDP will not be affected by this change.


The customer may rescind its request to automatically add future channel terminations and/or multiplexers, or to automatically increase its commitment level when the 130% threshold is exceeded, by notifying the Telephone Company in writing. (M) (N)

(G) Decreasing the TDP Commitment Level and Termination Liabilities

Customers may only decrease their commitment level by paying their termination liability charges on the number of channel terminations and/or multiplexers by which the commitment level is decreased. Termination liabilities will apply to applicable services covered by the TDP. For example, a customer has a commitment level of 150 channel terminations and/or multiplexers. The Customer then decreases their commitment level to 125. The customer must pay a termination liability on the most recently disconnected 25 facilities, inclusive of all associated rate elements as listed above. (T) (M)

(M) Certain material on this page was moved to Second Revised Page 339.4.

ACCESS SERVICE



7. Special Access Service (Cont'd)

7.4 Rate Regulations (Cont'd)

7.4.9 Special Access Term Discount Plan (Cont'd)

(G) (Cont'd)

If a customer disconnects any portion of their TDP service prior to the expiration of the commitment period, the customer will be billed 50% of the monthly TDP charges for the remaining portion of the committed term. For example, a customer disconnecting in the 12th month of a **three (3)** year plan will be charged 50% of the remaining 24 months billing.

(M)

(T)

(H) Rate Changes

In this section, the term "rate" refers to the charges associated with the entire circuit covered by a TDP. Rate increases or decreases will automatically be applied to the monthly term plan rates for the remaining term of the TDP. If a Telephone Company initiated rate increase causes a customer's rates to increase by 10% or more at any one time, the customer may cancel the TDP without incurring termination liability charges.

(M)

(I) Extension of a TDP Commitment Period

TDP commitment periods can be extended by the customer at any time during the term of the plan, up to a maximum of **five (5)** years. The number of months accrued in the current plan will apply toward the new plan selected. For example, a customer having completed **fifteen (15)** months of a **three (3)** year commitment can extend the commitment to **five (5)** years and no additional charges will be assessed. The first payment will be considered the 16th payment under the new **five (5)** year plan.

(T)

(C)

(T)

(T)

(J) Upgrading a TDP Service

When a customer upgrades a **Digital** Data service being billed TDP rates to a DS1 service, the Digital Data TDP commitment level will be reduced at the customer's request (up to a maximum of 24) and no termination liability charge will apply. If the same customer has a TDP for DS1 service, the DS1 TDP commitment level will be increased if the customer requests that it be increased. When a customer upgrades a DS1 service being billed TDP rates to a DS3 service with the same termination points, the customer's DS1 TDP commitment level will be reduced at the customer's request (up to a maximum of 28) and no termination liability charge will apply.

(C)

(M)

(M)

(M) Certain material on this page was moved from First Revised Page 339.3.

(M) Certain material on this page was moved to Original Page 339.5.

(D)

ISSUE DATE:
July 18, 2000

Rudolph R. Povirk, Jr.
Director - Carrier Tariffs

EFFECTIVE DATE:
July 28, 2000

ACCESS SERVICE

7. Special Access Service (Cont'd)

7.4 Rate Regulations (Cont'd)

7.4.9 Special Access Term Discount Plan (Cont'd)

(K) Renewal of TDP


At the end of the TDP service commitment period, the customer may subscribe to a new TDP at the prevailing rates set forth in *the Access Service Price List*, Section 1.4.9. If the customer does not select a new TDP, the rates will convert to the prevailing month-to-month digital data, DS1 or DS3 rates set forth in the *Access Service Price List*. The customer will have a 90 day grace period to renew their TDP before month-to-month rates will be assessed.

(M)
|
(T)
|
(C)
(T)
|
(M)

(L) Cancellation Charges

When a customer cancels an order for special access services being provided under a TDP, cancellation charges, as set forth in 5.2.4 preceding, will be calculated using the nonrecurring charges associated with the month-to-month rates for the service being cancelled.

(N)
|
(N)



(M) Certain material on this page was moved from First Revised Page 339.4.

(D)

ACCESS SERVICE

7. Special Access Service (Cont'd)

7.5 Rates and Charges


(M)

See effective price list.

(T)

7.6 Individual Case Filings

Rates and charges for Special Access Service provided on an individual case basis are filed in the effective list.




ISSUE DATE
July 5, 1996

John L. Roe
Vice President
5454 West 110th Street
Overland Park, Kansas 66211

EFFECTIVE DATE:
July 15, 1996

ACCESS SERVICE

8. Reserved for Future Use



ISSUE DATE:
September 15, 1987

Vice President-Revenues
6666 West 110th Street
Overland Park, Kansas 66211

EFFECTIVE DATE:
October 1, 1987

ACCESS SERVICE

9. Directory Assistance Service

The Telephone Company will provide Directory Assistance (DA) Service to a customer from Directory Assistance Service locations (DA location).

9.1 General Description


DA Service provides Directory Access Service to DA locations, use of DA access equipment, and use of DA operators to provide telephone numbers.

9.2 Undertaking of the Telephone Company

- (A) A Telephone Company DA operator, when furnished a name and locality, will provide or attempt to provide the telephone number listed in the Telephone Company DA records associated with the name given at the rates and charges as set forth in 9.6 following. The Telephone Company's contact with the customer's end user shall be limited to that effort necessary to process an customer's end user's request for a telephone number; and the Telephone Company will not transfer, forward or redial an customer's end user call to any other location for any purpose other than provision of DA Service
- (B) A maximum of two (2) requests for telephone numbers will be accepted per call to the DA operator.
- (C) A telephone number which is not listed in the DA records will not be available to the customer's end user.
- (D) The Telephone Company will specify the DA location which provides the DA Service for each numbering plan area code (NPA). The DA locations are as shown in National Exchange Carrier Association, *Inc.* Tariff F.C.C. NO. 4. (T)

When it becomes necessary, as determined by the Telephone Company, to change a DA location, the Telephone Company will notify the involved customers six months prior to the change. For such changes, the regulations as set forth in 2.1.7 preceding apply.

- (E) When DA Service is ordered, Directory Access Service will be provided between the customer premises and the DA location by the Telephone Company at the rates and charges as set forth in 9.6 following.



ACCESS SERVICE

9. Directory Assistance Service (Cont'd)

9.2 Undertaking of the Telephone Company (Cont'd)

(E) (Cont'd)

(1) General

Each Directory Access Service will consist of the following:

- An Interface Group equipped with an available Premises Interface Code as set forth in Section 6.4.3 preceding. (C)
| (C)

(D)


|
(D)

- Directory Transport between the premises serving wire center and the DA location.


When required by the Telephone Company, a separate trunk group will be provided for DA Service for each NPA. Separate trunk groups will be required when the Telephone Company notifies the customer that the mechanized search of its data base and its mechanized operator practices require a mechanized identification of the NPA code for which the customer's end user desires DA information.

(2) Switched Transport Premises Interface Code (T)

The Switched Access Service Switched Transport Premises Interface Codes are provided as set forth in 6.4.3 preceding. Further, when an access tandem is provided, the Directory Access Service will be provided at Telephone Company's choice, either as a separate trunk group or in association with Feature Group C or D Switched Access Service. Except as set forth in 9.4 (B) and (C) following, the Switching Transport Premises Interface Codes provided under a Special Order for Directory Access Service are subject to the order conditions as set forth in 5.1.1 preceding. For purposes of applying the order regulations, a DA location is considered to be a customer's end user's serving wire center. (T)



ACCESS SERVICE



9. Directory Assistance Service (Cont'd)

9.2 Undertaking of the Telephone Company (Cont'd)

(E) (Cont'd)

(3) Directory Transport

Directory Transport provides the transmission facilities and transport termination between the premises of the ordering customer and the DA location. For purposes of determining Directory Transport mileage, distance will be measured from the wire center that normally serves the customer premises to the DA location(s).

Directory Transport is a two-way voice frequency transmission path composed of facilities determined by the Telephone Company. The two-way voice frequency path transports calls in the terminating direction (from the premises of the ordering customer to the DA location). The voice frequency transmission path may be comprised of any form or configuration of plant capable of and typically used in the telecommunications industry for the transmission of voice and associated telephone signals within the frequency band width of approximately 300 to 3000 Hz.

The Telephone Company will determine whether the Directory Access Service is to be routed directly to a DA location or through an appropriately equipped access tandem switch when such an access tandem switch is available. If the customer desires the traffic routing to be other than that selected by the Telephone Company, it may request a cooperative effort to determine if the customer specified traffic routing can be used in lieu of the Telephone Company selected traffic routing.

When Directory Transport is provided using a direct route to the DA location, no address signaling is provided. When Directory Transport is provided with the use of an access tandem switch, wink start-start pulsing signaling is provided at the access tandem switch. The customer will be notified by the Telephone Company when access tandem routing is provided and the customer shall address each call to the DA location using NPA + 555 + 1212. Only NPA codes handled by the DA location served by the access tandem switch will be processed.

The number of Directory Transport transmission paths provided is based on the customer's order and is determined by the

ISSUE DATE:
September 15, 1987

Vice President-Revenues
6666 West 110th Street
Overland Park, Kansas 66211

EFFECTIVE DATE:
October 1, 1987

ACCESS SERVICE

9. Directory Assistance Service (Cont'd)

9.2 Undertaking of the Telephone Company (Cont'd)

(E) (Cont'd)

(3) Directory Transport (Cont'd)

The number of Directory Transport transmission paths provided is based on the customer's order and is determined by the Telephone Company in a manner similar to Switched Access Service transmission paths as set forth in 6.5.5 preceding. (C)
| (C)


Directory Transport may, at the option of the customer, be provided for both interstate and intrastate communications. When the customer requests such mixed access, the interstate DA charges will be determined by the Telephone Company using the reports furnished by the customer as set forth in 2.3.14 preceding.

Except as set forth in 9.4 (A) following, Directory Transport provided under a Special Order is subject to all order conditions as set forth in 5. preceding.

Directory Transport is provided with a Switched Transport Interface Group as set forth in 6.1.3(B) preceding. Only Switched Transport Groups 2, 6 and 9 will be provided. (T)
(C)

Directory Transport Services are comprised of the following rate elements, which are more fully described in 6.1.2(A) and (B) preceding: (M)

- Entrance Facility - for transport of the DA call from the customer's premises to the serving wire center of that premises.
- Direct-Trunked Transport - for the transport of the DA call from the customer's serving wire center to the DA location without switching at a tandem or from the serving wire center to the tandem. This rate element includes both the termination(fixed) and facility (per mile).



(M) Material relocated to page 345.2.

ACCESS SERVICE

9. Directory Assistance Service (Cont'd)


9.2 Undertaking of the Telephone Company (Cont'd)

(E) (Cont'd)

(3) Directory Transport (Cont'd)

- Tandem switched transport - for the transport of the DA call from the tandem to the DA location. This rate element includes Tandem Switched Transmission, Tandem Switching, Common and Dedicated Transport Multiplexing and Common and Dedicated Trunk Ports.
- Multiplexing - DS3 to DS1 multiplexing charges apply when a high capacity DS3 entrance facility or direct-trunked facility is connected with high capacity DS1 direct-trunked transport. The DS3 to DS1 multiplexer will convert a 44.736 Mbps channel to 28 DS1 channels using digital time division multiplexing. DS1 to voice grade multiplexing charges apply when a high capacity DS1 Entrance facility or direct-trunked facility is connected with voice grade direct-trunked transport. The DS1 to voice grade multiplexer will convert a 1.544 Mbps channel to 24 voice grade channels.
- Interconnection Charge - for the local transport costs that are not recovered by the Entrance Facility, Direct-Trunked Transport, Tandem Switched Transport, Multiplexing or dedicated signaling (CCS/SS7) rates.

The customer will specify whether the Directory Access service is to be routed directly to a DA location or through an access tandem switch appropriately equipped for DA measurement and served by DA trunks to the DA location when such an access tandem switch is available. The combination of Feature Group B, C or D switched access service with DA service will only be provided at such available and appropriately equipped access tandem switches.



ISSUE DATE:
April 20, 2000

Rudolph R. Povirk, Jr.
Director-Carrier Tariffs

EFFECTIVE DATE:
April 30, 2000

ACCESS SERVICE

9. Directory Assistance Service (Cont'd)

9.2 Undertaking of the Telephone Company (Cont'd)

(E) (Cont'd)

(4) Special Facilities Routing

(M)


A customer may request that Directory Access Service be provided via Special Facilities Routing. The regulations, rates and charges for Special Facility Routing (Avoidance, Diversity and Cable Only) are as set forth in 11. following.

(5) Design Layout Report

The Telephone Company will provide to the customer the makeup of the facilities and services provided under this section as Directory Access Service. This information will be provided in the form of a Design Layout Report similar to that as set forth in 6.1.5. Design Layout Reports for Directory Access Service will be provided only when specifically requested by the customer. The Design Layout Report will be provided to the customer at no charge, and will be reissued or updated whenever the facilities provided for the customer's use are materially changed.

(M)

(M) Material relocated from original page 345.



(N)

ISSUE DATE:
April 20, 2000

Rudolph R. Povirk, Jr.
Director-Carrier Tariffs

EFFECTIVE DATE:
April 30, 2000

ACCESS SERVICE

RECEIVED

SEP 15 1987

ACCT. & ENGI. DEPARTMENT
Nebr. Public Service Commission

9. Directory Assistance Service (Cont'd)

9.2 Undertaking of the Telephone Company (Cont'd)

(E) (Cont'd)

(6) Transmission Specifications

Directory Access Service is provided with either Type A, B or C Transmission Specifications. The specifications associated with these parameters are guaranteed to the DA location, whether routed directly or via an access tandem. Type B Transmission Specification is provided with Interface Groups 2 through 10 when routed direct to a DA location. Type A Transmission Specification is provided with Interface Groups 2 through 10 when routed via an access tandem. A, B and C Transmission Specifications Capabilities are set forth in 6.4.1 preceding.

(7) Acceptance Testing and Testing Capabilities

The acceptance testing and testing capabilities for Directory Access Service traffic routed through an access tandem are the same as those for the associated Feature Group C or D end office switching. The acceptance testing for Directory Access Service traffic routed directly to or routed in a separate trunk group through an access tandem to the DA location will be as set forth in 6.1.6 preceding. The testing capabilities for Directory Access Service traffic routed directly to or routed in a separate trunk group through an access tandem to the DA location will be as set forth for cooperative scheduled testing or manual scheduled testing in 13. following.

(F) Trunk-side switching is provided at the Directory Assistance Service access location. The Directory Assistance Service access location will provide trunk answer and disconnect supervisory signaling.

ACCESS SERVICE


9. Directory Assistance Service (Cont'd)


9.2 Undertaking of the Telephone Company (Cont'd)

- (G) The Telephone Company will distribute the calls received over the Directory Access Services to the DA operators using the DA location access equipment.
- (H) In the event that the telephone number is unavailable to the DA operator, no credit shall be given for the call to the DA operator. When the DA location or DA operator equipment or terminals are out of service due to a Telephone Company equipment failure or an incorrect telephone number is provided by the DA operator, a credit as set forth in 9.4(F) following will apply. (C)
- (I) DA Service may, at the option of the customer, be provided for intrastate and interstate communications. When the customer requests such mixed access, the interstate DA Service charges will be determined by the Telephone Company using the data furnished by the customer as set forth in 2.3.14 preceding. (T)
- (J) The Telephone Company does not provide Directory Assistance Service for Interim 500 Access Service, TFC Access Service or 900 Access Service. (C)

9.3 Obligations of the Customer

- (A) The customer shall determine and order the Directory Access Services it needs for DA Service.
- (B) When Directory Assistance Service is initially ordered, the customer shall order the service for at least six months. Thereafter, additional service may be ordered for a minimum of six months. Not later than three months prior to the end of the six month period, the customer shall notify the Telephone Company if the service is to be discontinued at the end of the six month period. If no notice is received from the customer, the Telephone Company will automatically extend the service for another six months and all appropriate charges as set forth in 9.6 following for another six months will apply.





ACCESS SERVICE

9. Directory Assistance Service (Cont'd)

9.3 Obligations of the Customer (Cont'd)

- (C) The customer facilities at the premises shall provide the necessary on-hook and off-hook supervision.
- (D) When requested by the Telephone Company, the customer shall order a separate trunk group for DA Service for each NPA. The conditions when the customer will be requested to order separate trunk groups for each NPA are set forth in 9.2(E)(1) preceding.
- (E) When the customer bills its end users, the customer shall be responsible for all contacts and arrangements with its end users concerning the provision and maintenance of, and the billing and collecting of charges, for DA services furnished to its end users. When the Telephone Company bills the customer's end users at the request of the customer, contacts and arrangements with customer's end users concerning the billing and collecting of charges will be as set forth in 8.2 preceding.
- (F) The customer understands that DA operators will respond to only two (2) telephone number requests per call and will not transfer, forward or redial the call to another location for any purpose other than the provision of DA Service.


9.4 Payment Arrangements

(A) Minimum Periods

The minimum period for which DA Service and the Directory Access Service is provided and for which charges apply is six months. A minimum period of six months applies for each additional period of service ordered or extended.

If DA Service is discontinued prior to the end of each six month period, the charges that apply for the remaining months are the non-recoverable costs. Such costs include the non-recoverable cost of equipment and material ordered, provided or used, plus the non-recoverable cost of installation and removal including the costs of engineering, labor, supervision, transportation, rights-of-way and other associated costs less estimated net salvage.

ACCESS SERVICE



9. Directory Assistance Service (Cont'd)

9.4 Payment Arrangements (Cont'd)

(B) Cancellation of a Special Order

A customer may cancel a Special Order for DA Service on any date prior to the service date. The cancellation date is the date the Telephone Company receives written or verbal notice from the customer that the Special Order is to be cancelled. The verbal notice must be followed by written confirmation within 10 days.

When a customer cancels a Special Order for DA Service after the order date but prior to the start of service, the appropriate charges as set forth in 5. preceding apply for the Directory Access Service ordered. In addition, a charge equal to any unrecoverable capital costs incurred by the Telephone Company will apply to the customer.

(C) Changes to Special Orders

When a customer requests changes to a pending order for DA Service, such changes will be undertaken if they can be accommodated by the Telephone Company. Charges as set forth in 5. preceding apply for the Directory Access Service changed. In addition a charge equal to any other costs incurred by the Telephone Company because of the change will apply.

(D) Moves

A move involves a change in the physical location of the point of termination at the customer premises or of the customer premises. Moves will be treated as set forth in 6.7.7 preceding and all associated nonrecurring charges will apply. Minimum period requirements will be established at the new location as set forth in 6.7.7 preceding. The customer will also remain responsible for satisfying all outstanding minimum period charges for the disconnected service.

(E) DA Service Rearrangements

Nonrecurring charges apply for service rearrangements. Service rearrangements are as set forth in 6.7.1(C)(3) preceding. The Service Rearrangement Charges are as set forth in 6.7.1(C)(3) for the type of change provided by the Telephone Company.

ACCESS SERVICE


9. Directory Assistance Service (Cont'd)

9.4 Payment Arrangements (Cont'd)

(F) Credit Allowance for DA Service

A per credit equal to the sum of the DA Service usage sensitive rates set forth in 9.6 following (i.e., DA Service Call, Tandem Switched Transport and Interconnection Charge) will apply in the following situations:

- (1) When the DA location or DA operator equipment or terminals are out of service due to a Telephone Company equipment failure or an incorrect number is provided following customer connection to a Telephone Company DA operator.
- (2) When a DA operator or DA equipment provides an incorrect number for a call and the customer reports such occurrences to the Telephone Company.
- (3) When a DA call is not completed due to the failure of Directory Access service to DA locations, DA access equipment or DA operator activities, a credit allowance for the switched access service portion in the originating LATA of such DA call will apply. When the customer reports such a call and DA number dialed, time of the call and the date of the call, the number of calls for which a credit will apply will be developed by the Telephone Company in cooperation with the customer.



ISSUE DATE:
April 20, 2000

Rudolph R. Povirk, Jr.
Director-Carrier Tariffs

EFFECTIVE DATE:
April 30, 2000

ACCESS SERVICE

9. Directory Assistance Service (Cont'd)

9.5 Rates and Regulations


- (A) The charge for Directory Assistance as set forth in 9.6 following applies for each call to DA service. A call is defined as a call which has been answered by or forwarded to a DA operator. The charge applies whether or not the DA operator provides the requested telephone number. The number of calls answered or forwarded to DA operators will be accumulated by Telephone Company measuring equipment. A credit for the provision of an incorrect telephone number will be applied as set forth in 9.4(F) preceding.
- (B) The charge for Directory Access Installation (i.e., Switched Transport Installation) and Direct-Trunked Transport activation charges as set forth in the price list will apply to each Directory Access Service installed. (Z)
- (C) The charges for Directory Transport will be assessed on the same basis as the switched access local transport rate elements set forth in the price list.
 - Entrance Facility
 - Direct-Trunked Transport
 - Tandem Switched Transport
 - Multiplexing
 - Interconnection Charge

9.6 Rates and Charges

The rates and charges may be found in the effective price list.

9.7 Directory Assistance Service Locations

- (A) Directory Assistance Service is provided under the terms and conditions of Section 9 preceding at the following Telephone Company locations:



ISSUE DATE:
March 3, 2008

Mark D. Harper
Director-State Regulatory

EFFECTIVE DATE:
March 13, 2008

ACCESS SERVICE

RECEIVED

SEP 15 1987

ACCT. & ENGI. DEPARTMENT
Nebr. Public Service Commission

10. Special Federal Government Access Services

10.1 General

This section covers Special Access Services that are provided to a customer for use only by agencies or branches of the Federal Government and other users authorized by the Federal Government. Services provided to state emergency operations centers are included. These services provide for command and control communications, including communications for national security, emergency preparedness and presidential requirements. They are required to assure continuity of Government in emergency and crisis situations and to provide for national security.

Services for command and control communications and for national security and emergency preparedness sometimes require short notice and short duration service provisions. These provisions are especially needed to meet presidential requirements or in response to natural, man-made, or declared emergencies. Requirements of this type cannot be forecasted and are usually needed for a relatively short period. The provision of service under these conditions may require the availability of facilities, such as portable microwave equipment, which are provided on a temporary basis by the Telephone Company or customer.

10.2 Emergency Conditions

These services will be provided on the date requested or as soon as possible thereafter when the emergency falls into one of the following categories:


- State of crisis declared by the National Command Authorities (includes commitments made to the National Communications System in the "National Plan for Emergencies and Major Disasters").
- Efforts to protect endangered U.S. personnel or property both in the U.S. and abroad. (Includes space vehicle recovery and protection efforts.)
- Communications requirements resulting from hostile action, a major disaster or a major civil disturbance.

ISSUE DATE:
September 15, 1987

Vice President-Revenues
6666 West 110th Street
Overland Park, Kansas 66211

EFFECTIVE DATE:
October 1, 1987

ACCESS SERVICE



10. Special Federal Government Access Services (Cont'd)

10.2 Emergency Conditions (Cont'd)

- The director (Cabinet level) of a Federal department, Commander of a Unified/Specified Command, or head of a Military department has certified that a communications requirement is so critical to the protection of life and property or to the National Defense that it must be processed immediately.
- Political unrest in foreign countries which affect the national interest.
- Presidential service.

10.3 Intervals to Provide Service

Services provided under the provisions of this section of the tariff are provided on an individual case basis. Therefore, orders for such service shall be placed under the Negotiated Interval provisions set forth in 5.2.1(B) preceding.

10.4 Special Facilities Routing

10.5 Safeguarding of Service

10.5.1 Facility Availability

In order to insure communications during periods of emergency, the Telephone Company will, within the limits of good management, make available the necessary facilities to restore service in the event of damage or to provide temporary emergency service.

In order to meet the requirements of agencies or branches of the Federal Government, the Telephone Company may utilize government-owned facilities, when necessary to provide service.

ACCESS SERVICE

10. Special Federal Government Access Services (Cont'd)

10.6 Federal Government Regulations

In accordance with Federal Government Regulations, all service provided to the Federal Government will be billed in arrears. However, this provision does not apply to other customers that obtain services under the provisions of this tariff to provide their services to the Federal Government.

10.7 Service Offerings to the Federal Government

The following services are provided to a customer for use only by agencies or branches of the Federal Government, other authorized users and state emergency operations centers. The rates and charges for these services shall be developed on an individual case basis and shall be consistent with the rates and charges for services offered in other sections of this tariff.

10.7.1 Type and Description

(A) Voice Grade Special Access Service – GRANDFATHERED (C)

Effective September 1, 2020, Voice Grade Services are grandfathered. Availability to current customers is limited to circuits in service at existing locations. (N)
: (N)

(1) Voice Grade Secure Communications Type I

Approximate bandwidth of 10-50,000 Hertz. Furnished for two-point secure communications on two-wire or four-wire metallic facilities between a customer premises location and an end user's premises. Services are conditioned as follows:

T-3 Conditioning - The absolute loss (referenced to 1 milliwatt) with respect to frequency shall not exceed:

- 15 dB at 10 Hz
- 13 dB at 100 Hz
- 9 dB at 1,000 Hz
- 20 dB at 10,000 Hz
- 30 dB at 50,000 Hz

ISSUED:
August 20, 2020

BY: Darlene Terry
Manager, Tariffs

EFFECTIVE:
September 1, 2020

NE2020-12

Received by NPSC
08/20/2020

ACCESS SERVICE

10. Special Federal Government Access Services (Cont'd)

10.7 Service Offerings to the Federal Government (Cont'd)

10.7.1 Type and Description (Cont'd)

(A) Voice Grade Special Access Service – GRANDFATHERED (Cont'd) (C)

(1) Voice Grade Secure Communications Type I (Cont'd)

Additional conditioning (available in one or two directions on four-wire facilities only) to provide the following characteristics:

The absolute loss (referenced to one milliwatt) with respect to frequency shall not exceed:

0 dB at 1,000 Hz
+ 1 dB between 1,000 Hz and 40,000 Hz
+ 2 dB between 10 Hz and 50,000 Hz
(+ means more loss)

The net loss of the conditioned service (with or without additional conditioning) shall not vary by more than four dB at 1,000 Hz from the levels specified above. Voice frequency signaling or supervisory tones can be transmitted.

(2) Voice Grade Secure Communications Type II

Approximate bandwidth 10-50,000 Hz. Furnished on four-wire metallic facilities for duplex operation for two-point secure communication between a customer premises on an end user's premises and an end user's premises. Services are condition as follows:

G-1 Conditioning - The absolute loss with respect to frequency and the net loss variation shall be the same as Voice Grade Secure Communications Type I services without additional conditioning. Voice frequency signaling or supervisory tones can be transmitted.

ISSUED:
August 20, 2020

BY: Darlene Terry
Manager, Tariffs

EFFECTIVE:
September 1, 2020

NE2020-12

Received by NPSC
08/20/2020

ACCESS SERVICE

10. Special Federal Government Access Services (Cont'd)

10.7 Service Offerings to the Federal Government (Cont'd)

10.7.1 Type and Description (Cont'd)

(A) Voice Grade Special Access Service – GRANDFATHERED (Cont'd) (C)

(3) Voice Grade Secure Communications Type III

Approximate bandwidth 10-50,000 Hz. Furnished on four-wire metallic facilities for duplex operation for two-point secure communication between a customer premises on an end user's premises and an end user's premises. Services are condition as follows:

G-2 Conditioning - The absolute loss with respect to frequency and the net loss variation shall be the same as Voice Grade Secure Communications Type I services without additional conditioning. Voice frequency signaling or supervisory tones can be transmitted.

(4) Voice Grade Secure Communications Type IV

Approximate bandwidth 10-50,000 Hz. Furnished on four-wire metallic facilities for duplex operation for two-point secure communication between a customer premises on an end user's premises and an end user's premises. Services are condition as follows:

G-3 Conditioning - The absolute loss with respect to frequency and the net loss variation shall be the same as Voice Grade Secure Communications Type I services without additional conditioning. Voice frequency signaling or supervisory tones can be transmitted.

ISSUED:
August 20, 2020

BY: Darlene Terry
Manager, Tariffs

EFFECTIVE:
September 1, 2020

NE2020-12

Received by NPSC
08/20/2020

ACCESS SERVICE


10. Special Federal Government Access Services (Cont'd)

10.7 Service Offerings to the Federal Government (Cont'd)

10.7.2 Mileage Applications

Mileage, when used for rate application between two customer premises, shall be determined by the V and H Coordinates Method as set forth in the National Exchange Carrier Association, *Inc.* Tariff F.C.C. No. 4 and administered as set forth in 7.4.6 preceding.

(T)



ACCESS SERVICE

10. Special Federal Government Access Services (Cont'd)


10.7 Service Offerings to the Federal Government (Cont'd)

10.7.3 Rates and Charges

(A) Voice Grade Special Access Service

The provision of T-3 and G conditioned services contemplates station and tandem switching operations, using customer provided equipment, as well as Special Access Service. Voice grade services, where required (C) by the customer provided equipment or switching operation, are furnished in accordance with the applicable sections of this tariff. The rates and charges may be found in the effective price list.


(B) Reserved for Future Use



ISSUE DATE:
April 20, 2000

Rudolph R. Povirk, Jr.
Director-Carrier Tariffs

EFFECTIVE DATE:
April 30, 2000



ACCESS SERVICE

10. Special Federal Government Access Services (Cont'd)

10.7 Service Offerings to the Federal Government (Cont'd)

10.7.3 Rates and Charges (Cont'd)

(C) Move Charges

- (1) When service without a maximum termination liability charge associated with it, as set forth in (A) and (B) preceding, is moved to a different building, the nonrecurring charge applies; when moved to a new location in the same building, a charge of one-half the nonrecurring charge applies.
- (2) When service with a maximum termination liability charge associated with it, as set forth in (A) and (B) preceding, is moved and is reinstalled at a new location, the customer may elect:
 - to pay the unexpired portion of the maximum termination liability charge for the service, if any, with the application of a nonrecurring charge and the establishment of a new maximum termination liability for such service at the new location, or
 - to continue service subject to the unexpired portion of the maximum termination liability, if any, and pay the estimated costs of moving such service, provided that the customer requests these charges be quoted prior to ordering the service move. Charges for moving such service will be based on estimated costs attributable to the move.

Move charges include the estimated costs of removal, restoration of services or facilities necessitated by the move, transportation, storage, reinstallation, engineering, labor, supervision, materials, administration, and any other specific items of cost directly attributable to the move.

ISSUE DATE:
September 15, 1987

Vice President-Revenues
6666 West 110th Street
Overland Park, Kansas 66211

EFFECTIVE DATE:
October 1, 1987

ACCESS SERVICE

11. Special Facilities Routing of Access Services

11.1 Description of Special Facilities Routing of Access Services

The services provided under this tariff are provided over such routes and facilities as the Telephone Company may elect. Special Facilities Routing is involved when, in order to comply with requirements specified by the customer, the Telephone Company provides Switched Access Service, Special Access Service or Special Federal Government Access Service in a manner which includes one or more of the following conditions:

11.1.1 Diversity

Two or more services must be provided over not more than two different physical routes.

11.1.2 Avoidance

A service must be provided on a route which avoids specified geographical locations.

11.1.3 Cable-Only Facilities

Certain Voice Grade services are provided on Cable-Only Facilities to meet the particular needs of a customer.

Service is provided subject to the availability of Cable-Only facilities. In the event of service failure, restoration will be made through the use of any available facilities as selected by the Telephone Company.

Avoidance and Diversity are available on Switched Access Service as set forth in 6. preceding; Special Access Services as set forth in 7. preceding and Special Federal Government Access Services as set forth in 10.7 preceding. Cable-Only Facilities are available with Switched Access Service as set forth in 6. preceding; Voice Grade Special Access Services as set forth in 7.2.3 preceding, and Special Federal Government Access Services as set forth in 10.7 preceding. (C)

RECEIVED

MAR 15 1991


APPROVED BY
DATE

ISSUE DATE:
March 15, 1991

Vice President-Administration
5454 West 110th Street
Overland Park, Kansas 66211

EFFECTIVE DATE:
March 25, 1991

ACCESS SERVICE



11. Special Facilities Routing of Access Services (Cont'd)

11.1 Description of Special Facilities Routing of Access Services (Cont'd)

In order to avoid the compromise of special routing information, the Telephone Company will provide the required routing information for each specially routed service to only the ordering customer. If requested by the customer, this information will be provided when service is installed and prior to any subsequent changes in routing.

The offering of Special Facilities Routing of Access Services contemplates the use of existing facilities. Should facilities not be available, it may be necessary to construct such facilities, either as (1) normal or (2) Special Construction. If Special Construction is involved, the regulations, as set in Section 14, following apply. However, the applicable rates and charges shall be filed in this section of this tariff, not the Special Construction section. In either case of (1) or (2) preceding, the rates and charges for administration and any other specific items of cost directly attributable to the provision of this service shall be filed in this section also.

The rates and charges for Special Facilities Routing of Access Services as set forth in 11.2 following are in addition to all other rates and charges that may be applicable for services provided under other sections of this tariff.

11.2 Rates and Charges for Special Facilities Routing of Access Service

The rates and charges for Special Facilities Routing of Access Services are as follows:

11.2.1 Diversity

For each service provided in accordance with 11.1.1 preceding, the rates and charges will be developed on an individual case basis and filed in the effective price list.

ACCESS SERVICE

RECEIVED

SEP 15 1987

ACCT. & ENGI. DEPARTMENT
Nebr. Public Service Commission

11. Special Facilities Routing of Access Services (Cont'd)

11.2 Rates and Charges for Special Facilities Routing of Access Service (Cont'd)

11.2.2 Avoidance

For each service provided in accordance with 11.1.2 preceding, the rates and charges will be developed on an individual case basis and filed in the effective price list.


11.2.3 Diversity and Avoidance Combined

For each service provided in accordance with 11.1.1 and 11.1.2 preceding, combined, the rates and charges will be developed on an individual case basis and filed in the effective price list.

11.2.4 Cable-Only Facilities

For each service provided in accordance with 11.1.3 preceding, the rates and charges will be developed on an individual case basis and filed in the effective price list.

ACCESS SERVICE



12. Specialized Services or Arrangements

12.1 General


Specialized Services or Arrangements may be provided by the Telephone Company, at the request of a customer, on an individual case basis if such service or arrangements meet the following criteria:

- (A) The requested service or arrangements are not offered under other sections of this tariff.
- (B) The facilities utilized to provide the requested service or arrangements are of a type normally used by the Telephone Company in furnishing its other services.
- (C) The requested service or arrangements are provided within an exchange.
- (D) The requested service or arrangements are compatible with other Telephone Company services, facilities, and its engineering and maintenance practices.
- (E) This offering is subject to the availability of the necessary Telephone Company personnel and capital resources.

12.2 Move Charges

- (A) When service without a maximum termination liability charge associated with it is moved to a different building, the non recurring charge applies; when moved to a new location in the same building, a charge of one-half the nonrecurring charge applies.
- (B) When service with a maximum termination liability charge associated with it is moved and is reinstalled at a new location, the customer may elect:
 - to pay the unexpired portion of the maximum termination liability charge for the service, if any, with the application of a nonrecurring charge and the establishment of a new maximum termination liability charge for such service at the new location, or

ACCESS SERVICE



12. Specialized Services or Arrangements

12.2 Move Charges (Cont'd)

(B) (Cont'd)

- to continue service subject to the unexpired portion of the maximum termination liability charge, if any, and pay the estimated costs of moving such service, provided that the customer requests these charges be quoted prior to ordering the service move. Charges for moving such service will be based on estimated costs attributable to the move.

Move charges include the estimated costs of removal, restoration of services or facilities necessitated by the move, transportation, storage, reinstallation, engineering, labor, supervision, materials, administration, and any other specific items of cost directly attributable to the move.

12.3 Rates and Charges

Rates and charges, and additional regulations if applicable, for specialized service or arrangements provided on an individual case basis are filed in the effective price list.

ACCESS SERVICE

13. Additional Engineering, Additional Labor and Miscellaneous Services

In this Section, Basic Time refers to the period when services are performed by the Telephone Company on business days during regularly scheduled work hours. Overtime refers to the period when services are performed by the Telephone Company on business days but outside of regularly scheduled work hours. Premium time refers to the period when services are performed by the Telephone Company on non-business days, such as weekends and holidays.

13.1 Additional Labor

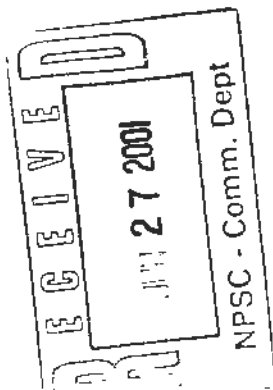
Additional labor is that labor requested by the customer on a given service and agreed to by the Telephone Company as set forth in 13.1.2 through 13.1.6 following. The Telephone Company will notify the customer that additional labor charges as set forth in 13.1.7 following will apply before any additional labor is undertaken.

13.1.1 Additional Engineering

Additional Engineering will be provided by the Telephone Company at the request of the customer only when:

- (A) A customer requests additional technical information after the Telephone Company has already provided the technical information normally included on the Design Layout Report (DLR) as set forth in 6.1.5 and 7.1.6 preceding.
- (B) Additional engineering time is incurred by the Telephone Company to engineer a customer's request for a customized service as set forth in 7.2. preceding.
- (C) A customer requests a design change, additional engineering time is incurred by the Telephone Company for the engineering review as set forth in 5.2.2(C). The charge for additional engineering will apply whether or not the customer authorizes the Telephone Company to proceed with the design change.

The Telephone Company will notify the customer that additional engineering charges, as set forth in **Section 1.9.2 in the Effective Price List** will apply before any additional engineering is undertaken.




(M) Material appearing on this page previously appeared on Original Page 365.

ACCESS SERVICE

13. Additional Engineering, Additional Labor and Miscellaneous Services (Cont'd)

- 13.1 Additional Labor (Cont'd) (T) (M)
- 13.1.2 Overtime Installation (T)
- Overtime installation is that Telephone Company installation effort outside of normally scheduled working hours.
- 13.1.3 Overtime Repair (T)
- Overtime repair is that Telephone Company maintenance effort performed outside of normally scheduled working hours.
- 13.1.4 Stand By (T)
- Stand by includes all time in excess of one-half (1/2) hour during which Telephone Company personnel stand by to make cooperative tests with a customer to verify facility repair on a given service.
- 13.1.5 Testing and Maintenance with Other Telephone Companies (T)
- Testing and Maintenance with Other Telephone Companies is that additional testing, maintenance or repair of facilities which connect to facilities of other telephone companies, which is in addition to normal effort required to test, maintain or repair facilities provided solely by the Telephone Company.
- 13.1.6 Additional Installation Testing (N)
- Additional installation testing is that testing performed by the Telephone Company at the time of installation which is in addition to the normal preservice acceptance testing to ensure the satisfactory performance of Access Service ordered by the Customer. In no event shall a charge be made for additional labor that is related solely to testing with other telephone companies.* (N)

(M) Material previously appearing on this page now appears on page 364.



ACCESS SERVICE

13. Additional Engineering, Additional Labor and Miscellaneous Services (Cont'd)

13.1 Additional Labor (Cont'd) (T)

13.1.7 Other Labor (T)

Other labor is that additional labor not included in 13.1.2 through 13.1.5 preceding and labor incurred to accommodate a specific customer request that involves only labor which is not covered by any other section of this tariff. (T)

13.1.8 Charges for Additional Labor (T)

Hourly charges are calculated from the time Telephone Company personnel are dispatched and end when the work is completed. Service by a Telephone Company employee at a time not consecutive with his scheduled work period is subject to a minimum charge of 3 hours at the rate specified in the Price List, Section 1.9.2, as applicable. (N) (N) (T)


13.1.9 Maintenance of Service (T) (M)

(A) When a customer reports a trouble to the Telephone Company for clearance and no trouble is found in the Telephone Company's facilities, the customer shall be responsible for payment of a Maintenance of Service charge for the period of time from when Telephone Company personnel are dispatched to when the work is completed. Failure of the Telephone Company personnel to find trouble in Telephone Company facilities will result in no charge if the trouble is actually in those facilities, but not discovered at the time.

(B) The customer shall be responsible for payment of a Maintenance of Service charge when the Telephone Company dispatches personnel, and the trouble is in equipment or communications systems provided by other than the Telephone Company or in detariffed CPE provided by the Telephone Company.

In either (A) or (B) preceding, no credit allowance will be applicable for the interruption involved if the Maintenance of Service charge applies.

(C) **Maintenance of Service charges are applied on a per half hour per technician basis as set forth in the Effective Price List.** (C) (M)



(D)

(M) Material appearing on this page previously appeared on Second Revised Page 367.

ACCESS SERVICE

13. Additional Engineering, Additional Labor and Miscellaneous Services (Cont'd)

13.1 Additional Labor (Cont'd)

13.1.10 Testing Services

Testing Services offered under this section of the tariff are optional and subject to rates and charges as set forth in the effective price list. Other testing services provided by the Telephone Company in association with Access Services are furnished at no additional charges. These other testing services are described in 6.1.6 and 7.1.7 preceding.

Testing services are normally provided by Telephone Company personnel at Telephone Company locations. However, provisions are made in (A)(3), (A)(4), (B)(2) and (B)(3) following for a customer to request Telephone Company personnel to perform testing services at the customer's premises.

The offering of Testing Services under this section of the tariff is made subject to the availability of the necessary qualified personnel and test equipment at the various test locations mentioned in (A) and (B) following. In order to facilitate scheduling of the Telephone Company's test equipment and personnel, the customer should request any desired Additional Tests with 60 days advance notice. Whenever feasible, the Telephone Company will accommodate requests with less than 60 days advance notice. **Testing is available where technically feasible.**

(A) Switched Access Service

Testing Services for Switched Access are comprised of (a) tests which are performed during the installation of a Switched Access Service, i.e., Acceptance Tests, (b) tests which are performed after acceptance of such access services by a customer which are without charge, i.e., **In Service Testing** and (c) tests which are performed during or after acceptance of such access services by a customer for which additional charges apply, i.e., Additional Tests.


(T) (M)

(T)

(N)
(N)

(T)

(M)



(M) Material appearing on this page previously appeared on Original Page 374.

ACCESS SERVICE

13. Additional Engineering, Additional Labor and Miscellaneous Services (Cont'd)

13.1 Additional Labor (Cont'd)

13.1.10 Testing Services (Cont'd)

(T) (M)

(A) Switched Access Service (Cont'd)

Acceptance Tests, furnished to the customer at no additional charge, are those tests performed by the Telephone Company at the time of installation, as set forth in 6.1.6 preceding, which are required to establish switched access service.

In Service Tests, furnished to the customer at no additional charge, are those tests performed by the Telephone Company at the request of the customer and may be done on an automatic basis (no Telephone Company or customer technicians involved), cooperative basis (Telephone Company technician(s) involved at Telephone Company office(s) and customer technician(s) involved at customer's premises), or manual basis (Telephone Company technician(s) involved at Telephone Company office(s) and at customer's premises). Additional Testing of switched access services are subject to the charges set forth in **the effective price list**.


(T)

(C)

(C)

Testing services are ordered to the dial tone office for FGA, to the access tandem or end office switch for FGB service (wherever the FGB service is ordered), and to the end office for FGC and FGD services. Testing Services for directory assistance service not routed through an access tandem are ordered to a directory assistance location for each NPA.

(T) (M)



(M) Material appearing on this page previously appeared on Original Page 375.

ACCESS SERVICE

13. Additional Engineering, Additional Labor and Miscellaneous Services (Cont'd)

13.1 Additional Labor (Cont'd)

13.1.10 Testing Services (Cont'd)

(T) (M)

(A) Switched Access Service (Cont'd)

(1) Additional Automatic Testing (AAT)

Additional Automatic Testing (AAT) of switched access services (Feature Groups B, C and D), is a service where the customer provides remote office test lines and 105 test lines with associated responders or their functional equivalent. The customer may request, on a per test basis **at the rates set forth in the effective price list**, gain-slope and c-notched noise testing as well as the routine tests (1004 Hz loss, c-message noise and balance) on an as needed or more than routine schedule subject to the availability of test equipment necessary to perform AAT tests.

(C)
(C)

When the customer requests AAT as set forth in this section, the Telephone company will notify the customer whether the line or trunk being tested passed or failed the requested test. Should the customer also desire a written report containing the specific technical results of the test, a non-recurring charge will apply for each report requested. This nonrecurring charge is set forth in **the effective price list**.

(C)


(2) Additional Cooperative Testing (ACT)

Additional Cooperative Testing (ACT) of switched access services (Feature Groups A, B, C, and D, and directory assistance service not routed through an access tandem), is available when the Telephone Company provides a technician at its office(s) and the customer provides a technician at its premises, with suitable test equipment to perform the required tests. The customer may request, on a per test basis **at the rates set forth in the Effective Price List**, gain-slope and c-notched noise testing, as well as the routine tests (1004 Hz loss, c-message noise, and balance) on an as needed or more than routing schedule.

(C)
(C)

(M)

(M) Material appearing on this page previously appeared on Original Page 376.



ACCESS SERVICE

13. Additional Engineering, Additional Labor and Miscellaneous Services (Cont'd)

13.1 Additional Labor (Cont'd)

13.1.10 Testing Services (Cont'd)

(T) (M)

(A) Switched Access Service (Cont'd)

(3) Additional Manual Testing (AMT)


Additional Manual Testing (AMT) of switched access services (Feature Groups A, B, C, and D, and directory assistance service not routed through an access tandem), is available when the Telephone Company provides a technician at its office(s) and the customer provides a technician at its premises. The customer may request additional Manual Tests on a per half hour, per technician basis, for gain-slope and c-notched noise testing, as well as the routine tests (1004 Hz loss, c-message noise, and balance) on an as needed or more than routine schedule.

(4) Miscellaneous Additional Testing (MAT)

Miscellaneous Additional Testing (MAT) of switched access services (Feature Groups A, B, C, and D, and directory assistance service not routed through an access tandem) ordered on an Automatic, Cooperative, or Manual basis will consist of any test the customer may request, that is not expressly described in Sections 1.2 and 3 preceding, subject to the availability of the necessary qualified personnel and test equipment required to perform the requested test(s). Miscellaneous Additional Testing will be provided on a per half hour, per technician basis.

(M)

(M) Material appearing on this page previously appeared on Original Page 377.



ACCESS SERVICE

13. Additional Engineering, Additional Labor and Miscellaneous Services (Cont'd)

13.1 Additional Labor (Cont'd)

13.1.10 Testing Services (Cont'd)

(A) Switched Access Service (Cont'd)

(5) Obligations of the Customer

(A) When the customer subscribes to Testing Services, as set forth in this section, the customer shall provide the remote office line priming data to the Telephone Company, as appropriate to support routine or AAT as set forth in 6.1.6 preceding.

(B) The customer shall also make the facilities to be tested available to the Telephone Company at times mutually agreed upon.

(6) Office Test Line Access

This testing Service provides access to the Telephone test line terminations, where available and on a schedule agreed to by the Telephone Company, for the purpose of enabling the customer to perform testing of inward, outward and two-way transmission paths to the Telephone Company first switching point.

(B) Special Access Service

Testing Services for special access services are comprised of tests which are performed during the installation of a special access service, i.e., Acceptance Tests and tests which are performed during or after acceptance of such access services by a customer for which additional charges apply, i.e., Additional Tests.


(T) (M)

(N)

(N)

(M)

(M) Material now appearing on this page previously appeared on Original Page 378.



ACCESS SERVICE

13. Additional Engineering, Additional Labor and Miscellaneous Services (Cont'd)

13.1 Additional Labor (Cont'd)

13.1.10 Testing Services (Cont'd)

(T) (M)

(B) Special Access Service (Cont'd)

Acceptance Testing, furnished to the customer at no additional charge, are those tests performed by the Telephone Company at the time of installation, as set forth in 7.1.7 preceding, which are required to establish service.

Additional Tests, as set forth in (1) (2) and (3) following, are those tests performed by the Telephone Company at the request of the customer and may be done on a cooperative basis (Telephone Company technician(s) involved at customer's premises), or manual basis (Telephone Company technician(s) involved at Telephone Company office(s) and at the customer's premises). Additional testing of special access services are subject to the charges as set forth in **the effective price list**.

(T)

(C)

(1) Additional Cooperative Testing (ACT)


When a customer provides a technician at its premises, or at an end user's premises, with suitable test equipment to perform the required tests, the Telephone Company will provide a technician at its office for the purpose of conducting Additional Cooperative Testing on voice grade services. These tests **will be provided on a per half hour, per technician basis, and** may consist of the following:

(C)

(C)

- Attenuation Distortion (i.e., frequency response)
- Intermodulation Distortion (i.e., harmonic distortion)
- Phase Jitter
- Impulse Noise
- Envelope Delay of Distortion
- Frequency Shift
- Echo Control

(M)



(M) Material now appearing on this page previously appeared on Original Page 379.

ACCESS SERVICE

13. Additional Engineering, Additional Labor and Miscellaneous Services (Cont'd)

13.1 Additional Labor (Cont'd)

13.1.10 Testing Services (Cont'd)

(B) Special Access Service (Cont'd)

(2) Additional Manual Testing (AMT)

When the Telephone Company provides a technician(s) at its office and the Telephone Company provides technician(s) at the customers premise or at the end user's premises, Additional Manual Tests may be conducted. These tests **will be provided on a per half hour, per technician basis, and** may consist of the following:

- Attenuation Distortion (i.e., frequency response)
- Intermodulation Distortion (i.e., harmonic distortion)
- Phase Jitter
- Impulse Noise
- Envelope Delay of Distortion
- Frequency Shift
- Echo Control

(3) Miscellaneous Additional Testing (MAT)

Miscellaneous Additional Testing of special access service ordered on an Cooperative, or Manual basis will consist of any test the customer may request, that is not expressly described in sections (1) or (2) preceding, subject to the availability of the necessary qualified personnel and test equipment required to perform the requested test. **Miscellaneous Additional Testing will be provided on a per half hour, per technician basis.**

(4) Obligations to the Customer

When the customer subscribes to Testing Services, as set forth in this section, the customer shall make the facilities to be tested available to the Telephone Company at times mutually agreed upon.

(5) Additional Manual or Miscellaneous Testing

The additional manual Tests, as set forth preceding, may be ordered by the customer, at additional charges, 60 days prior to the start of the testing schedule as mutually agreed to by the customer and the Telephone Company.

(T) (M)


(C)
(C)

(T)

(M)

(N)


(N)



(M) Material now appearing on this page previously appeared on Original Page 380.

ACCESS SERVICE

- 13. Additional Engineering, Additional Labor and Miscellaneous Services (Cont'd)
 - 13.2 Reserved For Future Use (N)
 - 13.3 Miscellaneous Services (N)
 - 13.3.1 Reserved For Future Use (N)



ACCESS SERVICE

13. Additional Engineering, Additional Labor and Miscellaneous Services (Cont'd)

13.3 Miscellaneous Services

(M)

(M)


13.3.2 Telecommunications Service Priority (TSP) System*

(A) Regulations

- (1) The TSP System was developed to satisfy the requirements of the National Communications System (NCS) of the Federal Government and provides the regulatory, administrative and operational procedures authorizing the priority installation and/or priority restoration of National Security Emergency Preparedness (NSEP) telecommunications services. TSP applies only to NSEP telecommunications services, and authorizes the Telephone Company to take priority action in the provision and restoration of such services.

* The rates and regulations for the provision of TSP will override all other restoration regulations effective March 10, 1993.

(M) Material previously appearing on this page now appears on Page 366



ISSUE DATE:
June 27, 2001

Rudolph R. Povirk, Jr.
Director - Carrier Tariffs

EFFECTIVE DATE:
July 7, 2001

ACCESS SERVICE

13. Additional Engineering, Additional Labor and Miscellaneous Services (Cont'd)

13.3 Miscellaneous Services (Cont'd)

13.3.2 Telecommunications Service Priority (TSP) System

(A) Regulations (Cont'd)

- (2) Priority installation and/or priority restoration of NSEP telecommunications services shall be provided in accordance with Part 64.401, Appendix A, of the Federal Communications Commission's (FCC's) Rules and Regulations, and in accordance with the guidelines set forth in the Telecommunications Service Priority (TSP) System for National Security Emergency Preparedness (NSEP) Service Vendor Handbook (NCS Handbook 3-1-2), dated July 11, 1989.
- (3) The customer requesting TSP service must be the same customer for which the associated access service is provided.
- (4) Certain conditions may require that one or more customer services with a lower or no restoration priority be preempted in order to install or restore NSEP telecommunications service(s) of a higher priority. When such preemption is necessary, the Telephone Company will make every reasonable effort to notify the preempted customer of the action to be taken. Credit allowances for such service preemption shall be made according to the provisions set forth in 2.4.4(E) preceding.

(N)

(N)

RECEIVED

MAR 15 1991

ADMINISTRATIVE DEPARTMENT
FEDERAL COMMUNICATIONS COMMISSION

ISSUE DATE:
March 15, 1991

Vice President-Administration
5454 West 110th Street
Overland Park, Kansas 66211

EFFECTIVE DATE:
March 25, 1991

ACCESS SERVICE

13. Additional Engineering, Additional Labor and Miscellaneous Services (Cont'd)

13.3 Miscellaneous Services (Cont'd)

13.3.2 Telecommunications Service Priority (TSP) System

(N)

(A) Regulations (Cont'd)

- (5) In obtaining TSP, the customer authorizes the Telephone Company to provide certain customer record information to the Manager, NCS, of the Federal Government so that the Government can maintain and administer its TSP System. This customer record information will include only the customer's name, TSP authorization code, Telephone Company circuit ID, customer telephone number and customer mailing address.
- (6) In order to provide priority restoration service in compliance with Part 64.401, Appendix A, of the FCC's Rules and Regulations, the Telephone Company may be unable to notify the customer in advance where additional labor charges apply, as set forth in 13.3.2 preceding, before the required additional labor is undertaken. The customer, in obtaining a restoration priority, recognizes that quoting charges and obtaining permission to proceed with the restoration of certain access services will cause unnecessary delays and, as a result, would be contrary to the aforementioned Rules and Regulations. In subscribing to TSP, the customer recognizes this condition and grants the Telephone Company the right to quote charges after the restoration has been completed.
- (7) When an assigned restoration priority is discontinued or revoked, and the associated access service is continued in service, no charge applies for such a discontinuance.

(N)

RECEIVED

MAR 25 1991

COMMUNICATIONS
FEDERAL COMMUNICATIONS COMMISSION

ISSUE DATE:
March 15, 1991

Vice President-Administration
5454 West 110th Street
Overland Park, Kansas 66211

EFFECTIVE DATE:
March 25, 1991

ACCESS SERVICE

13. Additional Engineering, Additional Labor and Miscellaneous Services (Cont'd)


13.3 Miscellaneous Services (Cont'd)

13.3.2 Telecommunications Service Priority (TSP) System (Cont'd)

(A) Regulations (Cont'd)

- (8) Credit allowance provisions for an interruption in priority restoration are the same as those for the access service with which it is associated, as set forth in 2.4.4 preceding.
- (9) When a customer requests that a priority installation be expedited (i.e., essential and emergency **services**), **any applicable expedite charges will apply in addition to the priority installation charges set forth in 13.3.2 (B) following.**
- (10) In the event that the Telephone Company must utilize specialty constructed facilities in the priority installation of an access service, the regulations rates and charges set forth in 14. following for the service for which priority installation is required shall also apply.
- (11) The activities performed by the Telephone Company in the provision of TSP are included in the following rate elements:
 - (a) Priority Installation - includes provision of confirmation information to the Manager, NCS, of the Federal Government, verification of TSP code assignments, and installation preemption, if necessary.
 - (b) Priority Restoration Implementation - includes provision of confirmation information to the Manager, NCS, of the Federal Government and verification of TSP code assignment.

(C)
|
(C)



ACCESS SERVICE

13. Additional Engineering, Additional Labor and Miscellaneous Services (Cont'd)

13.3 Miscellaneous Services (Cont'd)

13.3.2 Telecommunications Service Priority (TSP) System

(N)

(A) Regulations (Cont'd)

(11) (Cont'd)

(c) Priority Restoration Change - includes provision of confirmation information and TSP code verification when a priority restoration level is changed on an associated access service.

(d) Priority Restoration Maintenance - includes TSP system administration and maintenance, reconciliation of TSP code levels, and restoration preemption, if necessary.

(B) Rates and Charges

Rates and charges are in addition to all other rates and charges applicable for other services furnished under the provisions of this tariff which operate in conjunction with the TSP System. This includes, but is not limited to, Maintenance of Service as set forth in 13.3.1 preceding. Rates and charges may be found in the effective price list.

(N)

RECEIVED

MAR 16 1991

COMMUNICATIONS
PUBLIC SERVICE COMMISSION

ISSUE DATE:
March 15, 1991

Vice President-Administration
5454 West 110th Street
Overland Park, Kansas 66211

EFFECTIVE DATE:
March 25, 1991

ACCESS SERVICE

13. Additional Engineering, Additional Labor and Miscellaneous Services (Cont'd)

13.3 Miscellaneous Services (Cont'd)

13.3.3 Presubscription

(A) Presubscription is a procedure whereby an end user# may select and designate to the Telephone Company an **Interexchange Carrier (IC)** to access, without dialing an access code, for interLATA and intraLATA **intrastate** calls. **The end user may select one (1) IC for both intraLATA and interLATA calls or they may select one (1) IC for their interLATA calls and a different IC or the Company for intraLATA calls.** The selected IC is referred to as the end user's primary IC. The presubscription procedure also allows the agent* representing a pay telephone to select and designate to the Telephone Company an IC to access, without dialing an access code, for intrastate **intraLATA and interLATA** calls.

(C)
(T)
(C)
|
(C)


(C) (D)
|
(D)

(B) Presubscription of residence and business lines and/or trunks is furnished in accordance with the detailed provisions of the Federal Communications Commission's Allocation Plan. The plan with all appendices is available for inspection at the main building of the Federal Communications Commission in the Public Reference Room of the Tariff Division. Copies may be obtained from the Federal Communications Commission's Commercial Contractor.

The same detailed provisions also apply to pay telephone presubscription for end offices converting to equal access.

(D)
|

(D)



For purposes of this Section, the term end user also includes Competitive Local Exchange Carriers (CLECs) that are certified to resell local exchange telecommunications services.

* An agent is the person or persons who have the legal authority to give the Telephone Company permission to place pay telephones on their premises and who control access to or usage of the pay telephone.


ACCESS SERVICE

13. Additional Engineering, Additional Labor and Miscellaneous Services (Cont'd)

13.3 Miscellaneous Services (Cont'd)

13.3.3 Presubscription (Cont'd)

(D)



(D)

ISSUE DATE:
April 16, 2001

Rudolph R. Povirk, Jr.
Director-Carrier Tariffs

EFFECTIVE DATE:
April 26, 2001


ACCESS SERVICE

13. Additional Engineering, Additional Labor and Miscellaneous Services (Cont'd)

13.3 Miscellaneous Services (Cont'd)

13.3.3 Presubscription (Cont'd)

(D)



(D)

ISSUE DATE:
April 16, 2001

Rudolph R. Povirk, Jr.
Director-Carrier Tariffs

EFFECTIVE DATE:
April 26, 2001


ACCESS SERVICE

13. Additional Engineering, Additional Labor and Miscellaneous Services (Cont'd)

13.3 Miscellaneous Services (Cont'd)

13.3.3 Presubscription (Cont'd)

(D)



(D)

ISSUE DATE:
April 16, 2001

Rudolph R. Povirk, Jr.
Director-Carrier Tariffs

EFFECTIVE DATE:
April 26, 2001


ACCESS SERVICE

13. Additional Engineering, Additional Labor and Miscellaneous Services (Cont'd)

13.3 Miscellaneous Services (Cont'd)

13.3.3 Presubscription (Cont'd)

(C) Presubscription Charge Application



- (1) New end users or agents, who will be served by end offices equipped with equal access, will be asked to select a **primary IC for both intraLATA and interLATA calls or select one (1) IC for their interLATA calls and a different IC or the Telephone Company for intraLATA calls** at the time they place an order with the Telephone Company for Telephone Exchange Service.

(M) Material relocated from page 372.

ISSUE DATE:
April 16, 2001

Rudolph R. Povirk, Jr.
Director-Carrier Tariffs

EFFECTIVE DATE:
April 26, 2001

(D)

(D)

(T)

(D)

(D)

(T)

(C)

(C)

(M)

ACCESS SERVICE

13. Additional Engineering, Additional Labor and Miscellaneous Services (Cont'd)

13.3 Miscellaneous Services (Cont'd)

13.3.3 Presubscription (Cont'd)

(C) Presubscription Charge Application (Cont'd)

(1) (Cont'd)

A confirming notice will be mailed to the new end user or agent when an IC is verbally chosen.

(D)

(D)

New end users or agents will be offered a list of participating carriers to aid in their selection of a primary IC. There will be no charge for this initial selection.

After the end user's or agent's initial primary IC selection, for any change thereafter in selection for an intraLATA IC, interLATA IC or a change in both, a charge, as set forth in (E) following, applies.

- (2) End users may designate that they do not want a primary IC. This choice is considered a valid selection and a Presubscription Charge will apply to any subsequent change. This "no primary IC" designation is not available to pay telephone agents.



ISSUE DATE:
May 19, 2009

Mark D. Harper
Director-State Regulatory

EFFECTIVE DATE:
May 30, 2009

ACCESS SERVICE

13. Additional Engineering, Additional Labor and Miscellaneous Services (Cont'd)

13.3 Miscellaneous Services (Cont'd)


13.3.3 Presubscription (Cont'd)

(C) Presubscription Charge Application (Cont'd)

- (3) Should an IC elect to discontinue Feature Group D service in an end office converting to equal access prior to the conversion date, or within two (2) years after the introduction of Feature Group D in the converted end office, the IC shall contact in writing all end users and agents who selected, or were allocated to, the canceling IC as their designated IC. Such written notification must advise these end users and agents of the IC cancellation, request that the end users or agents select a new IC, and state that the canceling IC will pay the Change Charge.

For a period of two (2) years following the IC's discontinuance of Feature Group D service, the Telephone Company will bill the canceling IC the change charge for each end user and agent that is currently designated to the IC at the time of discontinuance.

- (4) The Telephone Company will make post conversion changes in the end user's or agent's primary IC assignment pursuant to an IC provided list of customers, accepted by the Telephone Company under the conditions set forth preceding. Should an end user or agent dispute authorization of the change in primary IC assignment, **the Telephone Company will place the end user or agent on the previous carrier's network where possible and the carrier will be billed in accordance with 13.3.3(D) following.**



ACCESS SERVICE

13. Additional Engineering, Additional Labor and Miscellaneous Services (Cont'd)

13.3 Miscellaneous Services (Cont'd)

13.3.3 Presubscription (Cont'd)

(D) Unauthorized PIC Carrier Restoral

An Unauthorized PIC Carrier Restoral is a change in the preferred PIC assignment that the end user or agent denies authorizing. If an end user or agent denies requesting the change in PIC assignment as submitted by the IC, the alleged unauthorized IC will be assessed the PIC Change Charge as set forth in 13.3.3(E) for the following:

- Changing the end user or agent to the disputed IC, and;
- Placing the end user or agent back on their previous IC's network.


(E) The nonrecurring charge for a change in presubscription may be found in the effective price list in Section 1.9.3 (C) following.

13.3.4 Reserved For Future Use

(C)

(D)

(D)



ISSUE DATE:
December 17, 2001

Warren Hannah
Director – Tariffs

EFFECTIVE DATE:
January 17, 2002

ACCESS SERVICE

13. Additional Engineering, Additional Labor and Miscellaneous Services (Cont'd)

13.3 Miscellaneous Services (Cont'd)


13.3.5 Reserved For Future Use

(C)

(M)

(M)

(M) Material previously appearing on this page now appears on Page 366.1.



ISSUE DATE:
June 27, 2001

Rudolph R. Povirk, Jr.
Director - Carrier Tariffs

EFFECTIVE DATE:
July 7, 2001

ACCESS SERVICE

13. Additional Engineering, Additional Labor and Miscellaneous Services (Cont'd)


13.3 Miscellaneous Services (Cont'd)

13.3.5 Reserved For Future Use

(C)

(M)

(M)



(M) Material previously appearing on this page now appears on Page 366.2.

ISSUE DATE:
June 27, 2001

Rudolph R. Povirk, Jr.
Director - Carrier Tariffs

EFFECTIVE DATE:
July 7, 2001

ACCESS SERVICE

13. Additional Engineering, Additional Labor and Miscellaneous Services (Cont'd)


13.3 Miscellaneous Services (Cont'd)

13.3.5 Reserved For Future Use

(C)

(M)

(M)



(M) Material previously appearing on this page now appears on Page 366.3.

ISSUE DATE:
June 27, 2001

Rudolph R. Povirk, Jr.
Director - Carrier Tariffs

EFFECTIVE DATE:
July 7, 2001

ACCESS SERVICE

13. Additional Engineering, Additional Labor and Miscellaneous Services (Cont'd)

13.3 Miscellaneous Services (Cont'd)

13.3.5 Reserved For Future Use

(C)

(M)


(M)

(M) Material previously appearing on this page now appears on Page 366.4.

ISSUE DATE:
June 27, 2001

Rudolph R. Povirk, Jr.
Director - Carrier Tariffs

EFFECTIVE DATE:
July 7, 2001



ACCESS SERVICE

13. Additional Engineering, Additional Labor and Miscellaneous Services (Cont'd)


13.3 Miscellaneous Services (Cont'd)

13.3.5 Reserved For Future Use

(C)

(M)

(M)



(M) Material previously appearing on this page now appears on Page 366.5.

ISSUE DATE:
June 27, 2001

Rudolph R. Povirk, Jr.
Director - Carrier Tariffs

EFFECTIVE DATE:
July 7, 2001

ACCESS SERVICE

13. Additional Engineering, Additional Labor and Miscellaneous Services (Cont'd)


13.3 Miscellaneous Services (Cont'd)

13.3.5 Reserved For Future Use

(C)

(M)

(M)



(M) Material previously appearing on this page now appears on Page 366.6.

ISSUE DATE:
June 27, 2001

Rudolph R. Povirk, Jr.
Director - Carrier Tariffs

EFFECTIVE DATE:
July 7, 2001

ACCESS SERVICE


13. Additional Engineering, Additional Labor and Miscellaneous Services (Cont'd)

13.3 Miscellaneous Services (Cont'd)

13.3.5 Reserved For Future Use

(C)

(M)



(M)

(M) Material previously appearing on this page now appears on Page 366.7.

ISSUE DATE:
June 27, 2001

Rudolph R. Povirk, Jr.
Director - Carrier Tariffs

EFFECTIVE DATE:
July 7, 2001

ACCESS SERVICE

13. Additional Engineering, Additional Labor and Miscellaneous Services Cont'd)

13.3 Miscellaneous Services (Cont'd)

13.3.5 Reserved For Future Use

13.3.6 Provision of Access Service Billing Information

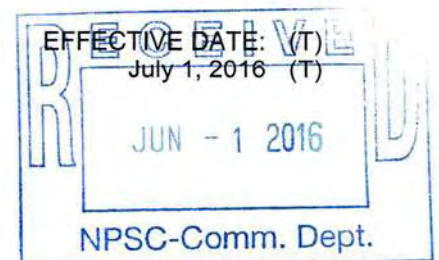
- (A) The customer will receive monthly bills and Customer Service Records (CSRs) in a standard paper format at no charge. At the option of the customer, monthly bills and CSRs may be provided electronically, in lieu of the standard paper format at no charge. (C)
|
(C)
- (B) At the option of the customer: (C)

(D)
 - (1) Additional copies of the customer monthly bill or service and features record will be provided in standard paper format. (T)
- (C) Upon acceptance by the Telephone Company of an order for electronic transmission, the Telephone Company will determine the period of time to implement the transmission of such material on an individual order basis. (T)
- (D) The rates and charges for the provision of additional copies of Access Service Billing Information after the initial copy has been provided are listed in the effective price list. (C)
|
(C)

(D)

ISSUE DATE:
June 1, 2016

Gary L. Kepley
Director- Regulatory Operations



ACCESS SERVICE

13. Additional Engineering, Additional Labor and Miscellaneous Services
(Cont'd)

13.3 Miscellaneous Services (Cont'd)

13.3.7 Billing Name and Address

(C)(M)

(A) Service Description

(N)

Billing Name and Address (BNA) service provides account detail for use by the customer in billing its nonpresubscribed traffic.

(B) General

- (1) Upon acceptance of an order for BNA service, the Telephone Company will furnish account detail for each working telephone number submitted. Account detail consists of current data base information including the end user's billing name and billing address.
- (2) Only current information which resides in the Telephone Company's data base will be provided. Customers ordering BNA service must accept BNA account detail on an "as is" basis.
- (3) The Telephone Company will specify the location where requests for BNA service are to be received, and the format in which the requests are to be provided.
- (4) BNA service information will be provided by the Telephone Company in standard paper format via facsimile or first class US mail.
- (5) In situations where the customer requests more than forty (40) BNA records on a single order, the Telephone Company will provide the requested BNA information in a time frame mutually agreed to by the customer and the Telephone Company.
- (6) The subscribing customer must agree that BNA information will not be resold or otherwise provided to any other person, corporation, partnership or entity and will not be used for marketing purposes. Billing name and address shall be used by the subscribing customer only for billing purposes.


(N)

Certain material found on this page formerly appeared on Original Page 381.

ISSUE DATE:
March 19, 1996

John L. Roe
Vice President
5454 West 110th Street
Overland Park, KS 66211

EFFECTIVE DATE:
March 29, 1996



ACCESS SERVICE

13. Additional Engineering, Additional Labor and Miscellaneous Services
(Cont'd)

13.3 Miscellaneous Services (Cont'd)


13.3.7 Billing Name and Address (Cont'd)

(C) Rate Regulations

The number of BNA records for which charges apply will be accumulated by the Telephone Company, and billed to the customer on a monthly basis. The applicable rates and charges may be found in the effective price list. An Access Order charge as set forth in Section 5.2.2 may apply.

(N)

(N)



ISSUE DATE:
March 19, 1996

John L. Roe
Vice President
5454 West 110th Street
Overland Park, KS 66211

EFFECTIVE DATE:
March 29, 1996

ACCESS SERVICE

13. Additional Engineering, Additional Labor and Miscellaneous Services (Cont'd)

13.3 Miscellaneous Services (Cont'd)

13.3.8 Reserved for Future Use

(C)

(D)

(D)

RECEIVED

MAR 15 1991

Asst. Secretary
Public Service Commission

ISSUE DATE:
March 15, 1991

Vice President-Administration
5454 West 110th Street
Overland Park, Kansas 66211

EFFECTIVE DATE:
March 25, 1991

ACCESS SERVICE

13. Additional Engineering, Additional Labor and Miscellaneous Services (Cont'd)


13.3 Miscellaneous Services (Cont'd)

13.3.9 Reserved For Future Use

(C)

(D)

(D)



ISSUE DATE:
June 27, 2001

Rudolph R. Povirk, Jr.
Director - Carrier Tariffs

EFFECTIVE DATE:
July 7, 2001

ACCESS SERVICE

13. Additional Engineering, Additional Labor and Miscellaneous Services (Cont'd)

13.3 Miscellaneous Services (Cont'd)

13.3.9 Reserved For Future Use

(C)

(D)

(D)



ISSUE DATE:
June 27, 2001

Rudolph R. Povirk, Jr.
Director - Carrier Tariffs

EFFECTIVE DATE:
July 7, 2001

ACCESS SERVICE

13. Additional Engineering, Additional Labor and Miscellaneous Services (Cont'd)


13.3 Miscellaneous Services (Cont'd)

13.3.9 Reserved For Future Use

(C)

(D)

(D)



ACCESS SERVICE


13. Additional Engineering, Additional Labor and Miscellaneous Services (Cont'd)

13.3 Miscellaneous Services (Cont'd)

13.3.10 **Reserved For Future Use**

(C)

(D)



(D)

ISSUE DATE:
April 16, 2001

Rudolph R. Povirk, Jr.
Director-Carrier Tariffs

EFFECTIVE DATE:
April 26, 2001

ACCESS SERVICE


13. Additional Engineering, Additional Labor and Miscellaneous Services (Cont'd)

13.3 Miscellaneous Services (Cont'd)

13.3.10 Reserved For Future Use

(C)

(D)



(D)

ACCESS SERVICE

13. Additional Engineering, Additional Labor and Miscellaneous Services (Cont'd)


13.3 Miscellaneous Services (Cont'd)

13.3.10 Reserved For Future Use

(C)

(D)

(D)



ISSUE DATE:
April 16, 2001

Rudolph R. Povirk, Jr.
Director-Carrier Tariffs

EFFECTIVE DATE:
April 26, 2001

ACCESS SERVICE

13. Additional Engineering, Additional Labor and Miscellaneous Services (Cont'd)

13.3 Miscellaneous Services (Cont'd)

13.3.10 *Reserved For Future Use*

(C)

(D)

(D)

ACCESS SERVICE

14. Special Construction

14.1 General

This section contains regulations, rates, charges and liabilities applicable for the special construction of interstate facilities.

When special construction of facilities is required, the provisions of this tariff apply in addition to all regulations, rates and charges set forth in the appropriate service section of this tariff.

14.2 Regulations

14.2.1 Filing of Charges

Rates, charges and liabilities for special construction to provide facilities for use for one month or more are filed in Section 14.3 following, as appropriate.


Rates, charges and liabilities for the construction of facilities for use for less than one month are filed in supplements to this tariff.

14.2.2 Ownership of Facilities

The Telephone Company providing specially constructed facilities under the provisions of this tariff retains ownership of all such facilities.

14.2.3 Interval to Provid. Facilities

Based on available information and the type of service ordered, the Telephone Company will establish a completion date for the specially constructed facilities. If the scheduled completion date cannot be met due to circumstances beyond the control of the Telephone Company, a new completion date will be established and the customer will be notified.



ISSUE DATE:
September 15, 1987

Vice President-Revenues
6666 West 110th Street
Overland Park, Kansas 66211

EFFECTIVE DATE:
October 1, 1987

ACCESS SERVICE

14. Special Construction (Cont'd)

14.2 Regulations (Cont'd)

14.2.4 Special Construction Involving Both Interstate and Intrastate Facilities

When special construction involves facilities to be used to provide both interstate and intrastate services, charges for the portion of the construction used to provide interstate service shall be in accordance with this tariff. Charges for the portion of the construction used to provide intrastate service shall be in accordance with the appropriate intrastate tariff.


14.2.5 Payments for Special Construction

(A) Payment of Charges

All bills associated with special construction charges are due in accordance with the regulations in the appropriate service section of this tariff.

(B) Start/End of Billing

Billing of recurring charges for specially constructed facilities starts on the day after the facilities are made available for use. Billing accrues through and includes the day that the specially constructed facilities are discontinued.



ACCESS SERVICE

14. Special Construction (Cont'd)

14.2 Regulations (Cont'd)

14.2.5 Payments for Special Construction (Cont'd)

(C) Credit Allowance for Service Interruptions


In the event of a service interruption involving a specially constructed facility, the customer shall receive a recurring monthly charge credit in accordance with the credit allowance provisions in the appropriate service section of this tariff associated with the affected services.

When an interruption continues due to the failure of the customer to authorize the replacement of facilities subject to a Replacement Charge, as specified, in 14.2.6(D)(1)(d) following, the credit allowance will be terminated on the seventh calendar day after the Telephone Company has provided the customer with written notification of the need for replacement. The credit allowance will resume on the day after the Telephone Company receives written authorization for the replacement from the customer.

14.2.6 Liabilities and Charges for Special Construction

(A) General

This section describes the various charges and liabilities that may apply when the Telephone Company provides special construction of facilities in accordance with an order for service. Written approval of all liabilities and charges must be provided to the Telephone Company prior to the start of construction.



ACCESS SERVICE

14. Special Construction (Cont'd)

14.2 Regulations (Cont'd)

14.2.6 Liabilities and Charges for Special Construction (Cont'd)

(B) Conditions Requiring Special Construction


Special construction is required when 1) facilities are not available to meet an order for service, and 2) the Telephone Company constructs facilities, and 3) one or more of the following conditions exist:

- The Telephone Company has no other requirement for the facilities requested.
- It is requested that service be furnished using a type of facility, or via a route, other than that which the Telephone Company would normally utilize in furnishing the requested service.
- More facilities are requested than would normally be required to satisfy an order.
- It is requested that construction be expedited, resulting in added cost to the Telephone Company.

(C) Development of Liabilities and Charges

Special construction charges and liabilities will be developed based on estimated costs, except when actual costs are requested in writing prior to the start of special construction.

In order to meet a scheduled service date when actual costs are requested, an initial special construction filing may be based on estimated costs. Such a filing will be revised when actual costs are available.



ISSUE DATE:
September 15, 1987

Vice President-Revenues
6666 West 110th Street
Overland Park, Kansas 66211

EFFECTIVE DATE:
October 1, 1987

ACCESS SERVICE

14. Special Construction (Cont'd)

14.2 Regulations (Cont'd)

14.2.6 Liabilities and Charges for Special Construction (Cont'd)

(D) Types of Liabilities and Charges

Depending on the specifics associated with each individual case, one or more of the following special construction charges and/or liabilities may be applicable:

(1) Nonrecurring Charge

A nonrecurring charge always applies and includes one or more of the following components:

(a) Case Preparation Charge

A nonrecurring charge always includes a case preparation charge component to cover the administrative expenses associated with preparing a special construction case and the associated tariff filing.



ACCESS SERVICE

14. Special Construction (Cont'd)

14.2 Regulations (Cont'd)

14.2.6 Liabilities and Charges for Special Construction (Cont'd)

(D) Types of Liabilities and Charges (Cont'd)


(1) Nonrecurring Charge (Cont'd)

(b) Expediting Charge

A nonrecurring charge may include an expediting charge when it is requested that special construction be completed on an expedited basis. The charge equals the difference in estimated cost between expedited and nonexpedited construction.

(c) Optional Payment

An optional payment charge may be included in the nonrecurring charge in association with a type of facility or route other than that which the Telephone Company would normally use in furnishing the requested service if lower recurring monthly charges are desired for the specially constructed facilities. This charge is equal to the excess installed cost or the total nonrecoverable cost, whichever is less. This election must be made in writing before special construction starts. If this election is coupled with the actual cost option, the optional payment charge will reflect the actual cost of the specially constructed facilities.



ACCESS SERVICE

14. Special Construction (Cont'd)

14.2 Regulations (Cont'd)

14.2.6 Liabilities and Charges for Special Construction (Cont'd)

(D) Types of Liabilities and Charges (Cont'd)


(1) Nonrecurring Charge (Cont'd)

(d) Replacement Charge

If any portion of specially constructed facilities for which an optional payment charge has been paid requires replacement involving capital investment, a replacement charge will apply. This charge will be in the same ratio to the total replacement cost as the initial optional payment charge was to the installed cost of the original specially constructed facilities. If any portion of the facilities subject to the replacement charge fails, service will not be restored until notification is provided in writing that replacement is required and such replacement is ordered.

(e) Rearrangement Charge

If the Telephone Company is requested to rearrange existing specially constructed facilities, a nonrecurring charge equal to the cost of any additional special construction will apply.



ACCESS SERVICE

14. Special Construction (Cont'd)

14.2 Regulations (Cont'd)

14.2.6 Liabilities and Charges for Special Construction (Cont'd)

(D) Types of Liabilities and Charges (Cont'd)

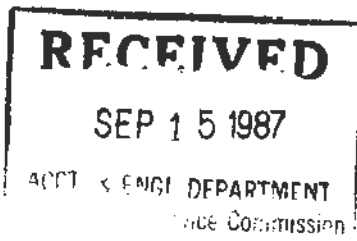
(1) Nonrecurring Charge (Cont'd)

(f) Special Construction of Facilities for
Use for less than One Month

When the Telephone Company is requested to construct facilities to provide service for less than one month, a nonrecurring charge only applies. In addition to the case preparation charge component, this nonrecurring charge recovers all elements of cost, including engineering, shipping of equipment, equipment installation, line-up, equipment leasing, space rental, equipment removal, and any other costs associated with the construction of the facilities.

(2) Maximum Termination Liability and Termination Charge

A Maximum Termination Liability is equal to the nonrecoverable costs associated with specially constructed facilities and is the maximum amount which could be applied as a Termination Charge if all specially constructed facilities were discontinued before the Maximum Termination Liability expires.



ACCESS SERVICE

14. Special Construction (Cont'd)

14.2 Regulations (Cont'd)

14.2.6 Liabilities and Charges for Special Construction (Cont'd)


(D) Types of Liabilities and Charges (Cont'd)

(2) Maximum Termination Liability and Termination Charge (Cont'd)

The liability period is equal to the average life of the account associated with the specially constructed facilities. The liability period is generally expressed in terms of an effective and expiration date.

The Maximum Termination Liability is filed with the initial tariff filing in decreasing amounts at ten-year intervals over the average account life of the facilities. In the event that the average account life of the facilities is not an even multiple of ten, the last increment will reflect the appropriate number of years remaining.

Example Illustrating a 27-Year Average Account Life



<u>Maximum Termination Liability</u>	<u>Effective Date</u>	<u>Expiration Date</u>
\$10,000	6/1/84	6/1/94
7,000	6/1/94	6/1/04
3,000	6/1/04	6/1/11

ACCESS SERVICE

14. Special Construction (Cont'd)

14.2 Regulations (Cont'd)


14.2.6 Liabilities and Charges for Special Construction (Cont'd)

(D) Types of Liabilities and Charges (Cont'd)

(2) Maximum Termination Liability and Termination Charge (Cont'd)

Prior to the expiration of each liability period, the customer has the option to (A) terminate the special construction case and pay the appropriate charges, or (B) extend the use of the specially constructed facilities for the new liability period.

The Telephone Company will notify the customer six months in advance of the expiration date of each ten-year liability period. The customer must provide the Telephone Company with written notification at least 30 days prior to the expiration of the liability period if termination is elected. Failure to do so will result in an automatic extension of the special construction case to the next liability period at the filed Maximum Termination Liability amount.



ACCESS SERVICE

14. Special Construction (Cont'd)

14.2 Regulations (Cont'd)


14.2.6 Liabilities and Charges for Special Construction (Cont'd)

(D) Types of Liabilities and Charges (Cont'd)

(2) Maximum Termination Liability and Termination Charge (Cont'd)

A Termination Charge may apply when all services using specially constructed facilities which have a tariffed Maximum Termination Liability are discontinued prior to the expiration of the liability period. The charge reflects the unamortized portion of the nonrecoverable costs at the time of termination, adjusted for net salvage and possible reuse. Administrative costs associated with the specific case of special construction and any cost for restoring a location to its original condition are also included. A Termination Charge may never exceed the filed Maximum Termination Liability.

A partial termination of specially constructed facilities will be provided, at the election of the customer. The amount of the Termination Charge associated with such partial termination is determined by multiplying the termination charge which would result if all services using the specially constructed facilities were discontinued, at the time partial termination is elected, by the percentage of specially constructed facilities to be partially terminated. A tariff filing will be made following a partial termination to list remaining Maximum Termination Liability amounts and the number of specially constructed facilities the customer will remain liable for.



ISSUE DATE:
September 15, 1987

Vice President-Revenues
6666 West 110th Street
Overland Park, Kansas 66211

EFFECTIVE DATE:
October 1, 1987

ACCESS SERVICE

14. Special Construction (Cont'd)

14.2 Regulations (Cont'd)

14.2.6 Liabilities and Charges for Special Construction (Cont'd)

(D) Types of Liabilities and Charges (Cont'd)

(2) Maximum Termination Liability and Termination Charge (Cont'd)


Example

A customer with a filed Maximum Termination Liability of \$100,000 for 3600 specially constructed facilities requests a partial termination of 900 facilities. The Termination Charge for all facilities, at the time of election, is \$60,000. The partial termination charge, in this example, is \$60,000 x 900/3600, or \$15,000.

(3) Annual Underutilization Liability and Underutilization Charge

Prior to the start of special construction, the Telephone Company and the customer will agree on (1) the quantity of facilities to be provided, and (2) the length of the planning period during which the customer expects to place the facilities in service. The planning period is hereinafter referred to as the Initial Liability Period (ILP). The ILP is listed in the tariff with an effective and expiration date.

Underutilization occurs only if, at the expiration date of the ILP and annually thereafter, less than 70 percent of the specially constructed facilities are in service at filed tariff service rates.



ACCESS SERVICE

14. Special Construction (Cont'd)

14.2 Regulations (Cont'd)

14.2.6 Liabilities and Charges for Special Construction (Cont'd)


(D) Types of Liabilities and Charges (Cont'd)

(3) Annual Underutilization Liability and Underutilization Charge (Cont'd)

An annual underutilization liability amount is filed on a per unit basis (e.g., per cable pair) for each case of special construction. This amount is equal to the annual per unit cost and includes depreciation, maintenance, administration, return, taxes and any other costs identified in the supporting documentation provided at the time the special construction case is filed.

Upon the expiration of the ILP, the number of underutilized facilities, if any, are multiplied by the annual underutilization liability amount. This product is then multiplied by the number of years (including any fraction thereof) in the ILP to determine the underutilization charge.

Annually thereafter, the number of underutilized facilities, if any, existing on the anniversary of the ILP expiration date will be multiplied by the annual underutilization liability amount to determine the underutilization charge for the preceding 12 month period.



ACCESS SERVICE

14. Special Construction (Cont'd)

14.2 Regulations (Cont'd)

14.2.6 Liabilities and Charges for Special Construction (Cont'd)


(D) Types of Liabilities and Charges (Cont'd)

(3) Annual Underutilization Liability and Underutilization Charge (Cont'd)

Example

A customer orders 100 services and the special construction of a 600 pair building riser cable is agreed to, based on the customer's 5 year facility requirements. The ILP, in this example, would be filed at 5 years. The annual underutilization liability is filed at \$2.00 per pair. If 400 pairs were in service at the end of the ILP, there would be an underutilization of 20 pairs, i.e., $420 (70\% \text{ of } 600) - 400 = 20$. The total underutilization charge for the first 5 years would be \$200.00, or \$2.00 per pair x 20 pairs x 5 years.

If 420 pairs are in service at the end of the 6th year, there is no underutilization, i.e., $420 - 420 = 0$.



ACCESS SERVICE

14. Special Construction (Cont'd)

14.2 Regulations (Cont'd)

14.2.6 Liabilities and Charges for Special Construction (Cont'd)

(D) Types of Liabilities and Charges (Cont'd)


(4) Recurring Monthly Charges (Cont'd)

(a) Charge for Route or Type other than Normal

When special construction is requested using a route or type of facility other than that which the Telephone Company would normally use, a recurring monthly charge, in addition to the monthly rates for service, is applicable. The charge is equal to the difference between the recurring costs of the specially constructed facilities and the recurring costs of the facilities the Telephone Company would have normally used.

(i) When an Optional Payment Charge as set forth in 14.2.6.(D)(1)(c) preceding has been elected, the recurring monthly charge will be reduced to include specially constructed facility operating expenses only.

(ii) If the actual cost option as set forth in 14.2.6(C) preceding has been elected, the recurring charge will be adjusted to reflect the actual cost of the new construction when the costs have been determined. This adjusted recurring charge is applicable from the start of service.



ACCESS SERVICE

14. Special Construction (Cont'd)

14.2 Regulations (Cont'd)

14.2.6 Liabilities and Charges for Special Construction (Cont'd)


(D) Types of Liabilities and Charges (Cont'd)

(5) Lease Charge

This charge applies when the Telephone Company leases equipment in order to meet service requirements. The amount of the charge is equal to the net added cost to the Telephone Company caused by the lease.

(6) Cancellation Charge

If a service order with which special construction is associated is cancelled prior to the start of service, a cancellation charge will apply. The charge will include all nonrecoverable costs incurred by the Telephone Company in association with the special construction up to and including the time of cancellation.



ACCESS SERVICE

14. Special Construction (Cont'd)

14.2 Regulations (Cont'd)

14.2.7 Deferral of Start of Service

The Telephone Company may be requested to defer the start of service which will use specially constructed facilities subject to the provisions set forth in the service section of this tariff under which service is being provided. Requests for special construction deferral must be in writing and are subject to the following regulations:

(A) Construction Has Not Begun


If the Telephone Company has not incurred any installation costs before receiving a request for deferral, no charge applies.

(B) Construction Has Begun

If the construction of facilities has begun before the Telephone Company receives a request for deferral, charges will vary as follows:

(1) All Services Are Deferred

When all services which will use specially constructed facilities are deferred, a charge based on the costs incurred by the Telephone Company during each month of the deferral will apply. Those costs include the recurring costs for that portion of the facilities already completed and any other costs associated with the deferral. The cost of any components of the nonrecurring charge which have been completed at the time of deferral will also apply.



ACCESS SERVICE

14. Special Construction (Cont'd)

14.2 Regulations (Cont'd)

14.2.7 Deferral of Start of Service (Cont'd)

(B) Construction Has Begun (Cont'd)

(2) Some Services Are Deferred

When some services which will use the specially constructed facilities are deferred, the construction case will be completed and all special construction charges will apply.

(C) Construction Complete


If the construction of facilities has been completed before the Telephone Company receives a request for deferral, all special construction charges will apply.

14.2.8 Definitions

Actual Cost - The term "Actual Cost" denotes all costs charged against a specific case of special construction, including any appropriate taxes.

Annual Underutilization Liability - The term "Annual Underutilization Liability" denotes a per unit amount which may be billed annually if fewer services are in use utilizing specially constructed facilities at filed tariff rates than were originally specially constructed.

Estimated Cost - The term "Estimated Cost" denotes all estimated costs that will be incurred in providing a specific case of special construction, including any appropriate taxes.



ACCESS SERVICE

14. Special Construction (Cont'd)

14.2 Regulations (Cont'd)

14.2.8 Definitions (Cont'd)

Facilities - The term "Facilities" denotes any cable, poles, conduit, microwave or carrier equipment, wire center distribution frames, central office switching equipment, etc., utilized to provide interstate services.


Initial Liability Period - The term "Initial Liability Period" denotes the initial planning period during which the customer expects to place specially constructed facilities in service.

Installed Cost - The term "Installed Cost" denotes the total investment (estimated or actual) required by the Telephone Company to provide specially constructed facilities.

Maximum Termination Liability - The term "Maximum Termination Liability" denotes the maximum amount which may be billed if all services using specially constructed facilities are terminated prior to the expiration of the Maximum Termination Liability Period.

Maximum Termination Liability Period - The term "Maximum Termination Liability Period" denotes the length of time for which a termination charge may apply if all services using specially constructed facilities are terminated.

Net Salvage - The term "Net Salvage" denotes the estimated scrap, sale, or trade-in value, less the estimated cost of removal. Cost of removal includes the costs of demolishing, tearing down, or otherwise disposing of the material and any other applicable costs. Since the cost of removal may exceed salvage value, net salvage may be negative.



ACCESS SERVICE

14. Special Construction (Cont'd)

14.2 Regulations (Cont'd)

14.2.8 Definitions (Cont'd)

Nonrecoverable Cost - The term "Nonrecoverable Cost" denotes the cost of specially constructed facilities for which the Telephone Company has no foreseeable use should the service be terminated.


Normal Construction - The term "Normal Construction" denotes all facilities the Telephone Company would normally use to provide service in the absence of a requirement for special construction.

Normal Cost - The term "Normal Cost" denotes the estimated cost to provide services using normal construction.

Permanent Facilities - The term "Permanent Facilities" denotes facilities providing service for one month or more.

Recoverable Cost - The term "Recoverable Cost" denotes the cost of the specially constructed facilities for which the Telephone Company has a foreseeable reuse, either in place or elsewhere, should the service be terminated.

Termination Charge - The term "Termination Charge" denotes the portion of the Maximum Termination Liability that is applied as a nonrecurring charge when all services are discontinued prior to the expiration of the specified liability period.



ACCESS SERVICE


14. Special Construction (Cont'd)

14.3 Rates and Charges

14.3.1 Charges to Provide Permanent Facilities to the Federal Government

This section contains special construction charges to provide permanent facilities to the Federal Government in accordance with this tariff. Charges are developed on an individual case basis and are filed in the effective price list.

14.3.2 Reserved for Future Use



ISSUE DATE:
September 15, 1987

Vice President-Revenues
6666 West 110th Street
Overland Park, Kansas 66211

EFFECTIVE DATE:
October 1, 1987


ACCESS SERVICE

(L)

(L)

The material on the following pages has been relocated to a stand alone price list section:

First Revised Page	407
Original Page	408
Third Revised Page	409
Second Revised Page	410
Through	
Second Revised Page	416
First Revised Page	417
Third Revised Page	418
First Revised Page	419
Through	
First Revised Page	432
Original Page	433
First Revised Page	434
Through	
First Revised Page	437
Original Page	438
Through	
Original Page	440
First Revised Page	441
First Revised Page	442
Second Revised Page	443
Original Page	443.1
First Revised Page	444
Through	
First Revised Page	451
Original Page	452
Through	
Original Page	454
First Revised Page	455
Original Page	455.1
First Revised Page	456
Through	
First Revised Page	464
Original Page	465
Through	
Original Page	470



This has been done for ease of administering new Access Service offerings within the tariff. The above pages 408-426 are being reissued within this filing. Pages 427 through 470 are being deleted within this filing and may be reissued at a later date as original pages.

ISSUE DATE:
March 19, 1996

John L. Roe
Vice President
5454 West 110th Street
Overland Park, Kansas 66211

EFFECTIVE DATE:
March 29, 1996

ACCESS SERVICE


15. Operator Services [1] (C)

15.1 Operator Services Description

Operator Services includes the service category of Operator Transfer. Operator Transfer is provided from OSS Tandems to the customer's premises in conjunction with the rules and regulations of the specified Access Services found in Sections 2, 3, 5, and 6 preceding. Operator Services are available at all Telephone Company end offices, however may be unavailable in certain LATAs due to existing trunking arrangements. In locations where the provider of operator services is not the Telephone Company, availability of operator services is at the discretion of the operator services provider. If operator services are available, the Telephone Company rates are applicable and billed by the Telephone Company. In locations where the Telephone Company is the provider of operator services for other telephone companies, availability of operator services is contingent on the availability of operator services tariffs of that telephone company. The OSS Tandem locations are provided in National Exchange Carrier Association, Inc. Tariff F.C.C. No. 4. (C)

15.1.1 Operator Transfer Service (OTS)

Operator Transfer is an originating service that provides call routing of 0- (the digit "0" with no additional digits) calls to a participating customer as requested by the calling end user. An Operator Transfer call is routed to the Telephone Company's OSS operator for completion to a destination outside the originating LATA when the calling party dials "0" and waits for an operator to assist with the call. The Telephone Company operator will, upon request, transfer the call to the calling end user's participating customer (i.e., the Telephone Company's Operator Transfer Service customer) of choice. If the calling end user has no specific customer preference, the OSS operator will consult reference information and offer to the calling party the name of a participating customer. The reference information is arranged to give all participating customers an equal opportunity of being offered to and chosen by the calling end user. After a selection is made by the calling end user, the operator will then key in the selected customer's Carrier Identification Code (CIC) and transfer the call.



[1] Effective November 15, 2016, Operator Inward Assistance Services (Busy Line Verification and Verification with Call Interrupt) are discontinued. (N)

ISSUE DATE:
October 25, 2016

Gary L. Kepley
Director, Regulatory Operations
600 New Century Parkway
New Century, Kansas 66031

EFFECTIVE DATE:
November 15, 2016

ACCESS SERVICE


15. Operator Services (Cont'd)

(D)

(D)

15.2 Manner of Provisioning

- (A) Operator Services trunking between the customer's premises and the OSS Tandem is provisioned as either Switched Access Feature Group B, Feature Group C, or Feature Group D service and may be arranged, per the customer's request, as either 1-way or 2-way service. These trunk groups are established as final trunks and will be assigned data registers to obtain usage, peg count, and overflow attempt information. If a trunk(s) does not currently exist between the customer's premises and the OSS Tandem(s), the customer must establish Feature Group B or Feature Group D service to the Telephone Company's OSS Tandem(s). The Telephone Company will provide trunk side switching along with trunk answer and disconnect supervisory signaling to the customer.



ISSUE DATE:
October 25, 2016

Gary L. Kepley
Director, Regulatory Operations
600 New Century Parkway
New Century, Kansas 66031

EFFECTIVE DATE:
November 15, 2016

ACCESS SERVICE


15. Operator Services (Cont'd)

15.2 Manner of Provisioning (Cont'd)

- (B) When the OSS Tandem also functions as the Message Toll Service (MTS) Access Tandem, the customer may combine Operator Services traffic with its MTS Switched Access traffic between the OSS Tandem and the customer's premises provided the trunk group has the same signaling and routing requirements as specified for Operator Transfer. However, Operator Services traffic may not be combined with MTS Switched Access traffic if the customer provides operator functionality or coin station control. (C)

15.2.1 Operator Transfer

- (A) The customer must order sufficient capacity between the OSS Tandem(s) and the customer's premises to serve Operator Transfer traffic originating from those end offices. The Telephone Company OSS Tandems send 10-digit ANI (NPA + 7-digit telephone number) for Feature Group D trunk groups with Equal Access signaling or Operator Services Address signaling and Feature Group C trunk groups with Traditional signaling. However, the Telephone Company OSS Tandems send 7-digit ANI for Feature Group C trunk groups with Operator Services signaling. Therefore, if the customer requires Operator Transfer calls separately identified by the originating NPA for the Feature Group C trunk group with Operator Services signaling, the customer must utilize a separate and final trunk group, from the OSS Tandem to their customer's premises, for each NPA served by that OSS Tandem.
- (B) In order for the customer to provide full operator functionality (e.g., Operator Recall, Sequence Dialing, Time and Charge Quotation, and Emergency Ring-back) or coin station control, the customer must order Operator Trunk - Pay Telephone for Feature Group C service or Operator Trunk - Full Feature for Feature Group D service.



ISSUE DATE:
October 25, 2016

Gary L. Kepley
Director, Regulatory Operations
600 New Century Parkway
New Century, Kansas 66031

EFFECTIVE DATE:
November 15, 2016

ACCESS SERVICE

15. Operator Services (Cont'd)

15.2 Manner of Provisioning (Cont'd)

15.2.1 Operator Transfer (Cont'd)

(B) (Cont'd)

Full operator functionality is not required to provide operator transfer service. When coin control is provided, the customer must establish a separate and final trunk group for each type of end office operator/coin signaling (i.e., inband, expanded inband, and multilink) existing in the end offices served by the OSS Tandem. Operator Transfer is not available for coin sent-paid traffic.


15.2.2 Signaling

(A) For Operator Transfer, the Telephone Company will provide Traditional signaling for Feature Group B or Feature Group C service or Equal Access signaling for Feature Group D service. Customers providing operator functionality for operator traffic or coin control for pay telephone traffic will be provided with Operator Services signaling for Feature Group C or Operator Services Address signaling for Feature Group D service.

(D)
|
(D)

15.2.3 Design Layout Report

Upon request, the Telephone Company will provide, to the customer, the make-up of facilities and services provided from the customer's premises to the OSS Tandem. This information will be provided in the form of a Design Layout Report. The Design Layout Report will be provided at no charge and will be reissued or updated whenever the facilities provided for the customer's use are materially changed.



ISSUE DATE:
October 25, 2016

Gary L. Kepley
Director, Regulatory Operations
600 New Century Parkway
New Century, Kansas 66031

EFFECTIVE DATE:
November 15, 2016

ACCESS SERVICE

15. Operator Services (Cont'd)

15.2 Manner of Provisioning (Cont'd)

15.2.4 Design Blocking

Trunks between the customer's premises and the OSS Tandems will follow the normal Feature Group B, C, or D blocking criteria as set forth in 6.5.7 preceding. The Telephone Company will perform routine measurement functions to inform the customer that an adequate number of transmission paths are in service to meet the normal Feature Group B, C, or D design blocking levels. However, capacity levels and trunk quantities will be the responsibility of the customer.

15.2.5 Testing

Acceptance testing for Operator Services will be provided as set forth in 6.1.6 preceding. Testing Capabilities for Feature Group B, Feature Group C, and Feature Group D services utilized in conjunction with Operator Services will be provided as set forth in 6.2.2(D), 6.2.3(D) and 6.2.4(D) preceding.

15.2.6 Interface Groups and Transmission Parameters


Operator Services will utilize the same interface groups and transmission specifications as specified in 6.2.2(C), 6.2.3(C) and 6.2.4(C) preceding.

15.2.7 Ordering and Billing Options and Conditions

(A) Operator Transfer Service is ordered under the access order provisions as set forth in Section 5 preceding. The Access Order Charge applicable for Switched Access will apply per Access Order - one per state - for the installation, addition, change, or rearrangement of Operator Transfer Service. In addition, other Access Order Charges (i.e., Service Date Change Charges, etc.) may apply.

(C)
(D)

(B) Billing for all Operator Services will occur on a monthly basis as other billing is performed, but will be rendered on a statement detailing the flat-rated charges for the entire state applicable to that customer for the specified monthly period.



ISSUE DATE:
October 25, 2016

Gary L. Kepley
Director, Regulatory Operations
600 New Century Parkway
New Century, Kansas 66031

EFFECTIVE DATE:
November 15, 2016

ACCESS SERVICE

15. Operator Services (Cont'd)


(C)

15.3 Liability of the Telephone Company

(N)

In addition to the liability statements as set forth in Section 2 preceding, the following also applies.

- (A) The Telephone Company's liability, if any, for its gross negligence or willful misconduct is not limited by this tariff. With respect to any other claim or suit, by a customer or any others, for damages arising out of negligent mistakes, omissions, interruptions, delays or errors, defects in transmission, omission from or defects in the applicable list of customers or transfers to customers occurring in the course of furnishing service hereunder, the Telephone Company's liability, if any, shall not exceed an amount equivalent to the proportionate charge to the customer for the period of time during which such mistake, omission, interruptions, delays, errors, defects in transmission or service, omissions from or defects in the applicable list of customers or transfers to customers continues. However, any such mistakes, omissions, interruptions, delays, errors, or defects in transmission or service, omissions from or defects in the applicable list of customers or transfers to customers which are caused by or contributed to by the negligent omission or willful act of the customer provided facilities or equipment shall not result in the imposition of any liability whatsoever upon the Telephone Company. The Telephone Company expressly disclaims and express or implied warranty for the aforesaid service or offering including no warranty of merchantability or warranty of fitness for any particular purpose. It is expressly acknowledged by all subscribers to the aforesaid service that errors, mistakes and omissions can and will occur and that the Telephone Company neither warrants nor guarantees faultless or perfect service or transmission. (N)



ISSUE DATE:
March 19, 1996

John L. Roe
Vice President
5454 West 110th Street
Overland Park, Kansas 66211

EFFECTIVE DATE:
March 29, 1996

ACCESS SERVICE

15. Operator Services (Cont'd)

(C)

15.3 Liability of the Telephone Company (Cont'd)

(N)


- (B) The customer indemnifies and saves the Telephone Company harmless against claims for libel, slander, or infringement of copyright and trademark arising from the information transmitted over facilities furnished hereunder and against all other claims arising out of any act or omission of the customer in connection with facilities provided by the Telephone Company.
- (C) The customer indemnifies and saves the Telephone Company harmless against claims or suits for damages arising where the connection between the calling end user and a local emergency agency is in some way faulty or impaired, due in whole or in part to the negligent mistake or delay of the Telephone Company. Examples of this may include, but are not limited to, instances in which the Telephone Company, through negligent mistake or delay, may provide an incorrect local emergency agency number, delay in locating a local emergency agency number, or disconnect an in-progress call between a calling end user and a local emergency agency.

15.4 Obligations of the Customer

In addition to the general regulations as set forth in Section 2 preceding, the following also applies.

- (A) The customer shall provide the necessary on-hook, off-hook, answer supervision, and disconnect supervision at the customer's premises.
- (B) Jurisdictional reporting will apply as required in Sections 2.3.14(A)(4) and 2.3.14(B) for determining the Percent Intrastate Usage (PIU).

(N)



ISSUE DATE:
March 19, 1996

John L. Roe
Vice President
5454 West 110th Street
Overland Park, Kansas 66211

EFFECTIVE DATE:
March 29, 1996

ACCESS SERVICE

15. Operator Services (Cont'd)

15.5 Rate Regulations

15.5.1 Description and Application of Rates and Charges

(A) Operator Transfer Service

The Operator Transfer charge is a flat-rated charge applicable per call transferred to the subscribing customer.

In addition to the Operator Transfer charge, Switched Access rates apply as set forth in 6.8 preceding and Carrier Common Line (CCL) charges as set forth in 3.6 and 3.7, preceding, apply for usage originating from all end offices served by the OSS Tandem.


Nonrecurring Switched Access charges are applicable as specified in 6.7 and 6.8 preceding.

(D)

(D)

15.5.2 Rates and Charges

Applicable rates can be found in the effective price list.



ISSUE DATE:
October 25, 2016

Gary L. Kepley
Director, Regulatory Operations
600 New Century Parkway
New Century, Kansas 66031

EFFECTIVE DATE:
November 15, 2016

ACCESS SERVICE

16. Common Channel Signaling/Signaling System 7 (CCS/SS7) Data Base Services

16.1 Line Information Data Base (LIDB) Access Service

16.1.1 General


Line Information Data Base (LIDB) Access Service provides the customer the ability to access billing validation data contained on the Telephone Company's LIDB located in Johnson City, Tennessee and Bristol, Tennessee. The LIDB is accessed through the Telephone Company SS7 network which utilizes American National Standards Institute (ANSI) signaling protocol. Access to the Telephone Company's LIDB provides customers the ability to provide toll fraud protection by validating calling card and toll billing exception data and performing pay telephone checks. (T)

16.1.2 Description

LIDB Access Service is provided by the Telephone Company to its customers in support of alternate billing services. LIDB Access Service provides access to billing validation data which resides on the Telephone Company data base for use with alternate billing services. Alternate billing services allow customer's end users the ability to bill calls to an account not necessarily associated with the originating line. LIDB Access Service supports alternate billing services such as Calling Card, Collect Calls, and Third Number Billing.

Customers participating in LIDB Access Service for purposes of obtaining billing validation data, which resides on the Telephone Company data base, originate queries to the LIDB from an operator services system (OSS) identified by an originating point code (OPC). The LIDB query is routed through one of two Telephone Company interconnecting Signaling Transfer Points (STPs), located in Johnson City, Tennessee and Bristol City, Tennessee, to the Telephone Company Regional Service Control Point (SCP) where the LIDB resides.

The requested billing validation data, in the form of signaling information, is passed back via either one of the two Telephone Company interconnecting STPs to the customer's designated OSS where the LIDB query was originated. The Telephone Company



ACCESS SERVICE

16. Common Channel Signaling/Signaling System 7 (CCS/SS7) Data Base Services (Cont'd)

16.1 Line Information Data Base (LIDB) Access Service (Cont'd)

16.1.2 Description (Cont'd)

LIDB will receive and respond to Calling Card Service and Billed Number Screening queries as defined in Technical Reference **Publications GR-246, FR-271, GR-905 and GR-954.**

(T)
(T)


LIDB Access Service will provide the following functions on a per query basis:

- Validation of a telecommunications calling card stored on LIDB.
- Determination of whether the billed line automatically rejects certain calls billed as collect or third number.
- Determination of whether the billed line in the Billed Number Screening Query is a pay telephone number using the "Service or Equipment Indicator" in the LIDB.

All access to the Telephone Company's LIDB will occur through two Telephone Company interconnecting STPs located in Johnson City, Tennessee and Bristol, Tennessee.

(A) Limitations

Unless expressly authorized in writing by the customer and the Telephone Company, LIDB Access Service is not to be used for purposes other than those LIDB functions described. LIDB Access Service is to be used for those services only on a call-by-call basis and data accessed on LIDB may not be stored elsewhere for future use.



ACCESS SERVICE

16. Common Channel Signaling/Signaling System 7 (CCS/SS7) Data Base Services (Cont'd)

16.1 Line Information Data Base (LIDB) Access Service (Cont'd)

16.1.2 Description (Cont'd)

(A) Limitations (Cont'd)

Proprietary information resident in the Telephone Company LIDB is protected from unauthorized access and may not be stored in a customer's data base for any reason. All information related to alternate billing services is proprietary. Some examples of proprietary information **are as follows:**

(T)

- Billed Number (resides in the Telephone Company LIDB)
- PIN Number(s) (resides in the Telephone Company LIDB)
- Billed Number Screening (BNS) indicators (resides in the Telephone Company LIDB)
- Reports on LIDB usage
- Information related to billing for LIDB usage
- LIDB usage statistics

(B) Rate Categories


There are two basic elements which apply to LIDB Access Service: Query Transport and Query.

(1) Query Transport

The Query Transport rate element provides for the transmission facilities between the Telephone Company's STPs located in Johnson City, Tennessee and Bristol, Tennessee and the Telephone Company SCP where the LIDB resides.

(2) Query

The Query rate element provides for the validation of calling card and toll billing exception data and performance of pay telephone checks. For these validation purposes, LIDB Access Service customers will query the LIDB located in the Telephone Company SCP via the Telephone Company CCS/SS7 network. The LIDB will respond with a verification signal message back to the LIDB Access Service customer via the Telephone Company CCS/SS7 network.



ISSUE DATE:
December 17, 2001

Warren Hannah
Director – Tariffs

EFFECTIVE DATE:
January 17, 2002

ACCESS SERVICE

16. Common Channel Signaling/Signaling System 7 (CCS/SS7) Data Base Services (Cont'd)

16.1 Line Information Data Base (LIDB) Access Service (Cont'd)

16.1.2 Description (Cont'd)

(B) Rate Categories (Cont'd)

The charges associated with Query Transport and Query are set forth in 16.1.6 following.

(C) Acceptance Testing

The Telephone Company will perform testing of the LIDB Access Service in conjunction with CCS/SS7 Interconnection Service as outlined in Technical Reference **Publications GR-954 and GR-905.**

(T)


(D) Ordering Options and Conditions

LIDB Access Service is ordered under the Access Order provisions set forth in Section 5 preceding. Also, included in that section are other charges which may be associated with ordering LIDB Access Service (e.g., Service Date Change Charges).

16.1.3 Undertakings of the Telephone Company

In addition to the obligations of the Telephone Company set forth in Section 2, preceding, the Telephone Company has certain other obligations pertaining only to the provision of LIDB Access Service. These obligations are as follows:

Draft
12/10/01
NE01-22



ACCESS SERVICE

16. Common Channel Signaling/Signaling System 7 (CCS/SS7) Data Base Services (N)
(Cont'd)

16.1 Line Information Data Base (LIDB) Access Service (Cont'd)

16.1.3 Undertakings of the Telephone Company (Cont'd)

(A) LIDB Data Specifications


The Telephone Company's LIDB will contain a record for every working line number and Billed Number group, as defined in Section 2.6 preceding, served by the Telephone Company. Other exchange carriers who may store their data in the Telephone Company LIDB are requested to provide this data as well.

The Telephone company will administer its LIDB update process by use of a Data Base Administration System (DBAS). Updates contain information for calling card, collect and bill-to-third Alternate Billing Services (ABS) verification.

The Telephone Company generates customer record service order update activity which is electronically transferred to LIDB from the DBAS system. Mechanized updates (e.g. add, delete, modify customer accounts as customers move, order new service, disconnect service, or become delinquent on their account) are processed daily, 6 days per week, Monday through Saturday. Emergency updates for calling cards reported lost, stolen or otherwise compromised will be made 7 days per week, 24 hours per day.

ABS query usage within LIDB is monitored for unusual patterns which may be indicators of abuse or attempted fraud. By using a threshold method, when validation queries for a specific LIDB record reach the Telephone Company established usage threshold level, the number is placed on an exception list and an investigator will determine the validity of the usage. If the usage is determined to be invalid, the investigator will immediately deactivate the record in LIDB.

(N)



ISSUE DATE:
March 19, 1996

John L. Roe
Vice President
5454 West 110th Street
Overland Park, Kansas 66211

EFFECTIVE DATE:
March 29, 1996

ACCESS SERVICE

16. Common Channel Signaling/Signaling System 7 (CCS/SS7) Data Base Services (N)
(Cont'd)

16.1 Line Information Data Base (LIDB) Access Service (Cont'd)

16.1.3 Undertakings of the Telephone Company (Cont'd)


(A) LIDB Data Specifications (Cont'd)

Usage thresholds will be established by the Telephone Company. Thresholds may vary by class of end user account (e.g. residence, business). Usage thresholds are applied uniformly within LIDB, and will monitor combined query usage from all LIDB Access Service Customers. If a calling card is automatically disabled and the usage is determined valid, the calling card will be reactivated in LIDB.

The Telephone Company will also establish usage thresholds which, when met by query activity to a calling card record, will automatically disable the record in LIDB. The number is placed on an exception list and an investigator will determine validity of the usage.

The Telephone Company will administer its LIDB to insure the provision of acceptable service levels to all customers. During periods of LIDB congestion, an automatic call gapping procedure will be utilized to control such congestion. The automatic call gapping procedure signals the switch and identifies the gap (how long the switch should wait before sending another query) and the duration (how long the switch should continue to perform gapping) according to the level of congestion. For example, during an overload condition, the automatic call gapping procedure will signal the switch when to begin to drop one out of three of the queries received. This call gapping procedure will be applied uniformly to all users of the Telephone Company's LIDB service.

The Telephone Company maintains the right to invoke manual intervention of the automatic call gapping procedure to preserve the integrity of the network. (N)



ISSUE DATE:
March 19, 1996

John L. Roe
Vice President
5454 West 110th Street
Overland Park, Kansas 66211

EFFECTIVE DATE:
March 29, 1996

ACCESS SERVICE

16. Common Channel Signaling/Signaling System 7 (CCS/SS7) Data Base Services (Cont'd)

16.1 Line Information Data Base (LIDB) Access Service (Cont'd)

16.1.3 Undertakings of the Telephone Company (Cont'd)

(B) Provisions of Billing Information

LIDB Access Service Queries received at the SCP are accumulated and records are generated identifying the number of queries processed by the originating point code (OPC) of the customer's Operator Service System (OSS) location. This information is delivered to the accounting office via data file for processing and billing. The query charges will be accumulated and billed to the LIDB Access Service customer each month.


(C)

The Telephone Company will provide sufficient information with the bill to enable the customer to determine how the billed amount was calculated. Included on the bill will be separate entries displaying the Billed Number Screening queries and the Calling Card Number queries.

Other reports may be provided as mutually agreed upon. Such agreements, provided on an individual case basis, may involve additional charges or conditions.

16.1.4 Obligations of the Customer

In addition to the obligations of the customer set forth in Section 2, preceding, the customer has certain specific obligations pertaining to the use of LIDB Access Service. The customer shall provide to the Telephone Company a LIDB Access Service Percent Interstate Usage (PIU) Report in accordance with the provisions specified in Section 2.3.14 preceding.



ISSUE DATE:
June 1, 2016

Gary L. Kepley
Director- Regulatory Operations

EFFECTIVE DATE: (T)
July 1, 2016 (T)

ACCESS SERVICE

16. Common Channel Signaling/Signaling System 7 (CCS/SS7) Data Base Services (N)
(Cont'd)

16.1 Line Information Data Base (LIDB) Access Service (Cont'd)

16.1.5 Rate Regulations

This section contains the specific regulations governing the rates and charges that apply for LIDB Access Service.

(A) Description of Rates and Charges

There are two types of rates and charges that will apply to LIDB Access Service. These are usage rates and nonrecurring charges. These rates and charges are applied as set forth in (1) and (2) following. For billing purposes, each month is considered to have 30 days.

(1) Usage Rates


The usage rates (Query Transport and Query) for LIDB Access Service are applicable on a per query basis as described in 16.1.5 (B) following.

(2) Nonrecurring Charges

Nonrecurring charges are one-time charges that apply for a specific activity (i.e., installation or change to an existing service). The nonrecurring charges that apply for installation of LIDB Access Service are described in (a) following. The nonrecurring charges that apply for service rearrangements are described in (b) following.

(a) Establishment of Service

Nonrecurring charges apply for each request for establishment of LIDB Access Service. The nonrecurring charges for the establishment of LIDB Access Service are set forth in Section 5.2.2 preceding.



ISSUE DATE:
March 19, 1996

John L. Roe
Vice President
5454 West 110th Street
Overland Park, Kansas 66211

EFFECTIVE DATE:
March 29, 1996

(N)

ACCESS SERVICE

16. Common Channel Signaling/Signaling System 7 (CCS/SS7) Data Base Services (N)
(Cont'd)

16.1 Line Information Data Base (LIDB) Access Service (Cont'd)

16.1.5 Rate Regulations (Cont'd)

(A) Description of Rates and Charges (Cont'd)

(2) Nonrecurring Charges (Cont'd)

(b) Service Rearrangements


Service Rearrangements are changes to existing services which do not result in either a change in the minimum period requirements as set forth in Section 5.2.6 preceding or a change in the location designated by the OPC.

Changes which result in the establishment of new minimum period obligations are treated as a discontinuance of the existing service and establishment of a new service and all applicable nonrecurring charges will apply.

Certain service rearrangements which are administrative in nature (as specified in Section 6.7.1(C)(3) preceding) will be made without charge except as noted.

Provisions for service rearrangements for which nonrecurring charges will apply are also set forth in Section 6.7.1(C)(3) preceding.

(N)



ISSUE DATE:
March 19, 1996

John L. Roe
Vice President
5454 West 110th Street
Overland Park, Kansas 66211

EFFECTIVE DATE:
March 29, 1996

ACCESS SERVICE

16. Common Channel Signaling/Signaling System 7 (CCS/SS7) Data Base Services (N)
(Cont'd)

16.1 Line Information Data Base (LIDB) Access Service (Cont'd)

16.1.5 Rate Regulations (Cont'd)

(B) Application of Rates and Charges

Rates and charges for LIDB Access Service are applied as follows:

(1) Query Transport


Query Transport is a usage rate charge which applies to each query routed over transmission facilities between the Telephone Company's STPs in Johnson City, Tennessee and Bristol, Tennessee and the Telephone Company SCP where the LIDB resides. These charges are applied on a per query basis, and are accumulated over a monthly period and billed to the customer on a monthly basis.

(2) Query

A usage rated Query Charge applies to each LIDB query received at the Telephone Company Service Control Point (SCP). Per query charges are accumulated over a monthly period and are billed to the customer on a monthly basis.

(C) Minimum Periods

LIDB Access Service is provided for a minimum of one month. When service is disconnected prior to the expiration of the minimum period, usage charges are applicable for the balance of the minimum period. If service is disconnected after the minimum period, usage charges will be based on the actual number of queries. For the purpose of administering this regulation, with respect to the determination of charges for a fractional part of a month, every month is considered to have 30 days.



ISSUE DATE:
March 19, 1996

John L. Roe
Vice President
5454 West 110th Street
Overland Park, Kansas 66211

EFFECTIVE DATE:
March 29, 1996

(N)

ACCESS SERVICE

16. Common Channel Signaling/Signaling System 7 (CCS/SS7) Data Base Services (Cont'd)

16.1 Line Information Data Base (LIDB) Access Service (Cont'd)


16.1.6 Rates and Charges

(A) Query Transport
- per query

See CenturyLink Operating Companies Tariff F.C.C. No. 9 (T)
Section 15.1.6(A)

(B) Query
- per query

See CenturyLink Operating Companies Tariff F.C.C. No. 9 (T)
Section 15.1.6(B)



ISSUE DATE:
May 18, 2011

Gary L. Kepley
Director – Regulatory Operations


EFFECTIVE DATE: (C)
May 31, 2011 (C)

ACCESS SERVICE

17. Reserved for Future Use

(T)

(D)



(D)

Material omitted from this page and pages 428 through 470, which have been cancelled, now appear on Original Page 1 through Original Page 35 of the Access Service Price List.

ISSUE DATE:
March 19, 1996

John L. Roe
Vice President
5454 West 110th Street
Overland Park, Kansas 66211

EFFECTIVE DATE:
March 29, 1996

UNITED TELEPHONE COMPANY OF THE WEST - NEBRASKA
GENERAL EXCHANGE
PRICE LIST

SECTION 17
PAGE: 1
RELEASE: 18


ISSUED: December 23, 1999

EFFECTIVE: January 5, 2000

SPECIAL PROMOTIONS

I. Network Services Promotion

- A. A special promotion for Network Services will be available to residential customers between January 5, 2000 through March 4, 2000. During the promotional period, residential customers who are new subscribers to Call Forwarding-Busy and Call Forwarding-No Answer Custom Calling Features will have the first month's recurring rate waived. (C)
- (D)
- (D)



ACCESS SERVICE

PRICE LIST

Applying to the provision of Access Service within an exchange for connection to Intrastate Communications Facilities for Customers within the operating territory of

UNITED TELEPHONE COMPANY OF THE WEST d/b/a CenturyLink

in the State of Nebraska

Access Services are provided by means of wire, fiber optics, radio or any other suitable technology or a combination thereof.

(T)

(T)

(D)

(D)

ISSUE DATE:
August 20, 2020

Director, Regulatory Operations
600 New Century Parkway
New Century, Kansas 66031

EFFECTIVE DATE:
September 1, 2020

NE2020-12

Received by NPSC
08/20/2020

ACCESS SERVICE
PRICE LIST

RESERVED

(C)
(D)
.....
(D)

ISSUE DATE:
August 20, 2020

Director, Regulatory Operations
600 New Century Parkway
New Century, Kansas 66031

EFFECTIVE DATE:
September 1, 2020

NE2020-12

Received by NPSC
08/20/2020

ACCESS SERVICE
PRICE LIST

1. Price List

1.1 Reserved for Future Use

1.2 Access Order Charge

	Charge		
	<u>Switched Access[1]</u>	<u>Special Access</u>	
Access Order Charge - per order	\$10.00 (R)	\$28.98	(N) (C) (D) (D)
Service Date Change Charge - per order	00.00	00.00	(C)
Design Change Charge - per order	12.30 (R)	24.60	(C)

1.3 Switched Access Service

1.3.1 Reserved for Future Use

1.3.2 Switched Transport

(A) Entrance Facilities

(1) Voice Grade

Per Point of Termination

	<u>Monthly Rates</u>	<u>Nonrecurring Charges</u>
2 Wire	\$50.00	\$200.00
4 Wire	84.00	200.00

(2) DS1_ Per DS1

	<u>Monthly Rates</u>			<u>Nonrecurring Installation Charge</u>
	Within CO	0-3 Miles	Over 3 Miles	
Zone 3	98.33	98.33	98.33	340.00
Zone 4	106.20	106.20	106.20	340.00

[1] This flat rated charge was calculated based upon a 50/50 split between originating and terminating. The FCC in their FCC 11-161 ICC Transformation order in section 51.907(d)(1) allowed Price Cap Carriers to use an equal split to divide the charge between originating and terminating elements. When the terminating portion of the rate is reduced and then combined with the originating portion of the rate, a single flat rate is generated for billing purposes. (N)
(N)

ISSUED:
June 1, 2016

Gary L. Kepley
Director, Regulatory Operations
5454 West 110th Street
Overland Park, KS 66211

EFFECTIVE:
July 1, 2016

ACCESS SERVICE
PRICE LIST

1. Price List (Cont'd)

1.3 Switched Access Service (Cont'd)

1.3.2 Switched Transport(Cont'd)

(A) Entrance Facilities

(3) DS3 - Per Point of Termination

	Monthly Rates			Nonrecurring		
	Within CO	0 – 3 Miles	Over 3 Miles	Installation Charge	Rearrangement Charge	
Zone 3	741.00 (R)	1,004.00 (R)	1,585.00 (R)	400.00	200.00	(C)
Zone 4	785.00 (R)	1,064.00 (R)	1,680.00 (R)	400.00	200.00	(C)

(4) STS1 (51.84 Mbps) - Per Point of Termination

	Monthly Rates			Nonrecurring		
	Within CO	0 – 3 Miles	Over 3 Miles	Installation Charge	Rearrangement Charge	
Zone 3	1,375.00	1,850.00	2,935.00	300.00	150.00	(C)
Zone 4	1,443.75 (I)	1,942.50 (I)	3,081.75 (I)	300.00	150.00	(C)

Monthly Rates
Fixed Per Mile

(B) Direct-Trunked Transport

(1) Voice Grade

Per Channel \$ 24.00 (R) \$ 0.30 (R) (C)

(2) DS1 - Per DS1

Zone 3 52.87 (R) 2.38 (R) (C)
Zone 4 57.10 (R) 2.57 (R) (C)

(3) DS3 - Per DS3

Zone 3 591.00 (R) 44.00 (R) (C)
Zone 4 626.00 (R) 47.00 (R) (C)

(4) STS1 (51.84 Mbps)

Per STS1
Zone 3 976.00 158.00 (C)
Zone 4 1,024.80 (I) 165.90 (I) (C)
(M)

(M) Material omitted from this page now appears on Page 4.

ISSUED:
May 9, 2013

Gary L. Kepley
Director, Regulatory Operations
5454 West 110th Street
Overland Park, KS 66211

EFFECTIVE:
July 2, 2013

ACCESS SERVICE
PRICE LIST

1. Price List (Cont'd)
 1.3 Switched Access Service (Cont'd)
 1.3.2 Switched Transport (Cont'd)

(C) Tandem-Switched Transport

(1) Tandem-Switched Transmission

	Rate per Access Minute		
	Termination Fixed	Facility Per Mile	
Originating – Non-Toll Free Zones 3 and 4	\$0.000655	\$0.000129	(C) (T)
Terminating - 3rd Party Zone 3	\$0.000245	\$0.000023	(T)
Zone 4	\$0.000278	\$0.000025	
Terminating - End Office Zones 3 and 4	\$0.000000	\$0.000000	(T)

(2) Tandem-Switching

	Rate Per Access Minute	
Originating – Non-Toll Free* Zones 3 and 4	\$0.001319	(C) (T)
Terminating – 3rd Party Zone 3	\$0.000381	(T)
Zone 4	\$0.000425	
Terminating - End Office Zones 3 and 4	\$0.000000	(T)

(3) Common Transport Multiplexing

Originating – Non-Toll Free* Zones 3 and 4	\$0.001143	(C) (T)
Terminating – 3rd Party Zone 3	\$0.000254	(T)
Zone 4	\$0.000277	
Terminating - End Office Zones 3 and 4	\$0.000000	(T)

(4) 8YY Joint Tandem Switched Transport

	<u>Originating - Toll Free*</u>	
All Zones	\$0.001	(N) (N)

* **Effective July 1, 2021, pursuant to FCC 20-143, separate rate elements for Toll Free and Non-Toll Free Originating Transport services were established. The Toll Free originating rate element for combined transport services is displayed as 8YY Joint Tandem Switched Transport.**

(M) Material moved to Page 4.01 of this section.

ISSUE DATE:
June 21, 2021

Chantel Bosworth
Director – Government Operations
Monroe, Louisiana

EFFECTIVE DATE:
July 1, 2021

ACCESS SERVICE
PRICE LIST

- 1. Price List (Cont'd)
- 1.3 Switched Access Service (Cont'd)
- 1.3.2 Switched Transport(Cont'd)

(C) Tandem-Switched Transport

(5)	<u>Dedicated Trunk Port</u>		<u>Monthly Rate</u>	(M) (T)
	(a) Per DS0		\$3.66	
	(b) Per DS1		\$93.40	
(6)	<u>Dedicated Multiplexing - DS3 to DS1</u>	<u>Monthly Rates</u>	<u>Nonrecurring Charges</u>	(T)
	Zone 3	\$280.00	\$200.00	
	Zone 4	\$297.00	\$200.00	

(M) Material moved from Eighth Revised Page 4 of this section.

ISSUE DATE:
June 21, 2021

Chantel Bosworth
Director – Government Operations
Monroe, Louisiana

EFFECTIVE DATE:
July 1, 2021

NE2021-03

Received by NPSC
6/21/2021

ACCESS SERVICE
PRICE LIST

1. Price List (Cont'd)


1.3 Switched Access Service (Cont'd)

1.3.2 Switched Transport (Cont'd)

(D) Optional Features (Cont'd)

- | | | |
|--|----------------------|-----------------------------|
| (1) <u>Provision of Other than Telephone Company Selected Traffic Routing</u>
(available with FGB, FGC and FGD) | | |
| | <u>Monthly Rates</u> | <u>Nonrecurring Charges</u> |
| (a) Direct Trunking in lieu of Tandem Trunking | GAR | GAR |
| (b) Tandem Trunking in lieu of Direct Trunking | GAR | GAR |
| (2) <u>Customer Specification of Feature Group Directionality</u>
(Available with FGB, FGC, and FGD) | | |
| | <u>Monthly Rates</u> | <u>Nonrecurring Charges</u> |
| (a) One-Way Operations in lieu of Two-Way Operation | GAR | GAR |
| (b) Two-Way Operation in lieu of One-Way Operation | GAR | GAR |
| (3) <u>Customer Specification of Local Transport Termination</u> (Available with FGB with Type B Transmission Performance) | | |
| (a) Four-Wire Termination in lieu of Two-Wire Termination | GAR | GAR |
| (4) <u>Multiplexing</u> | | |
| (a) DS1 to Voice Grade | | |
| Zone 3 | \$169.18 | \$125.00 |
| Zone 4 | \$182.71 | \$125.00 |
| (b) DS3 to DS1 | | |
| Zone 3 | \$280.00 | \$200.00 |
| Zone 4 | \$297.00 | \$200.00 |
| (c) STS1 to DS1 | | |
| Zone 3 | \$580.00 | \$250.00 |
| Zone 4 | \$609.00 | \$250.00 |
| (5) <u>Network Blocking Charge</u>
Per Call ** | | |

Rate Per Call Blocked



** Applies to FGD
(M) Material moved to Page 4.2.

ISSUED:
June 1, 2016

Gary L. Kopley
Director, Regulatory Operations
5454 West 110th Street
Overland Park, KS 66211

EFFECTIVE:
July 1, 2016

ACCESS SERVICE
PRICE LIST

1. Price List

1.3 Switched Access Service (Cont'd)

1.3.2 Switched Transport (Cont'd)

(D) Optional Features (Cont'd)

(6) Installation Nonrecurring Charge (M)
Per Line or Trunk[1] \$ 20.00 (R) (C-M)

(7) CCS/SS7 Interconnection Service

(1) Channel Termination

Per point of termination

	<u>Monthly Rates</u>	<u>Nonrecurring Charges</u>
56.0 kbps	\$104.00	\$310.00
1.544 Mbps	\$212.00	\$340.00

(2) Channel Mileage

	<u>Monthly Rates</u>	
	<u>Fixed</u>	<u>Per Mile</u>
56.0 kbps	\$50.00	\$2.30
1.544 Mbps	\$124.00	\$20.00

(3) Multiplexing

Per arrangement (required with 1.544 Mbps)

	<u>Monthly Rates</u>	<u>Nonrecurring Charges</u>
DS1 to DS0	\$340.00	\$125.00

(4) STP Port Charge


Per port \$435.00

(5) Originating Point Code (OPC)

Per OPC, per service, added or changed, per STP pair
None \$22.00

(6) Global Title Address Translation

Per service, added or changed, per STP pair
None \$11.00



[1] This flat rated charge was calculated based upon a 50/50 split between originating and terminating. The FCC in their FCC 11-161 ICC Transformation order in section 51.907(d)(1) allowed Price Cap Carriers to use an equal split to divide the charge between originating and terminating elements. When the terminating portion of the rate is reduced and then combined with the originating portion of the rate, a single flat rate is generated for billing purposes. (N)

(M) This material previously appeared on Page 4.1.

ACCESS SERVICE
PRICE LIST

1. Price List (Cont'd)

1.3 Switched Access Service (Cont'd)

1.3.3 Local Switching

Rate

(A)	Premium (LS1/LS2) – per access minute	
	Originating – Toll Free	\$0.000000 (R)
	Originating – Non-Toll Free	\$0.023637
	Terminating	\$0.000000

(B)	Common Trunk Port, Per access minute	
	Originating – Toll Free	\$0.000000 (R)
	Originating – Non-Toll Free	\$0.000500
	Terminating	\$0.000000

(C) Trunk Conversion Charge

A nonrecurring charge(s) will apply when a customer requests a conversion of FGD trunks from SS7 signaling to multifrequency signaling as specified below.

Nonrecurring
Charge

Per 24 Channels Converted or Fraction thereof[1] \$20.48

(D) End Office to Tandem Rearrangement Charge

A nonrecurring charge(s) as specified below will apply when a customer requests end office or tandem rearrangement of FGD trunks as set forth in 6.7.1 (C)(3) preceding.

Nonrecurring
Charge

Per 24 Channels Converted Or Fraction Thereof[1] \$23.45

(E) Carrier Selection Parameter Charge

A nonrecurring charge as specified below will apply when a customer requests the Carrier Selection Parameter optional feature described in 6.4 (JJ) preceding. This charge does not apply if the feature is installed coincident with the initial installation of a service.

Nonrecurring
Charge

Per End Office Equipped[1] \$7.80

[1] This flat rated charge was calculated based upon a 50/50 split between originating and terminating. The FCC in their FCC 11-161 ICC Transformation order in section 51.907(d)(1) allowed Price Cap Carriers to use an equal split to divide the charge between originating and terminating elements. When the terminating portion of the rate is reduced and then combined with the originating portion of the rate, a single flat rate is generated for billing purposes.

ISSUE DATE:
June 16, 2023

Robyn Crichton
Director – Government Operations
Monroe, Louisiana

EFFECTIVE DATE:
July 1, 2023

ACCESS SERVICE
PRICE LIST

1. Price List (Cont'd)

1.3 Switched Access Service (Cont'd)

1.3.3 Local Switching (Cont'd)

(F)	<u>Dedicated Trunk Port</u> [1]	<u>Monthly Rate</u>
	(1) Per DS0	\$1.83
	(2) Per DS1	\$46.70

1.3.4 Toll Free Code Access Service Rate

(A)	TFC Access Service Data Base Query	
	- per query	\$0.0002 (R)
(B)	TFC Data Base Optional Service Features[2]	
	- per query	\$0.000000

[1] The End Office Dedicated Trunk Port rate was calculated based upon a 50/50 split between originating and terminating traffic using this flat-rated port. The FCC in their FCC 11-161 ICC Transformation order in section 51.907(d)(1) allowed Price Cap Carriers to use an equal split to divide the charge between originating and terminating elements. When the terminating portion of the rate is reduced and then combined with the originating portion of the rate a single flat rate is generated for billing purposes. The Originating portion of the DS0 charge is \$1.83 and the Originating portion of the DS1 charge is \$46.70.

[2] When a combination of one or more Toll Free Code (TFC) Data Base Optional Service Features is used only one charge will apply.

ISSUE DATE:
June 16, 2023

Robyn Crichton
Director – Government Operations
Monroe, Louisiana

EFFECTIVE DATE:
July 1, 2023

ACCESS SERVICE
PRICE LIST

1. Price List (Cont'd)

1.3 Switched Access Service (Cont'd)

1.3.5 900 Access Service

Assembly of Route Pattern

	<u>Nonrecurring Charge</u>	
- Per end office switch (including end office collocated with access tandem)	\$28.92	

900 NXX Code Activation or Deactivation

	<u>Nonrecurring Charge</u>	
- Per NXX Code added or deleted per end office	\$9.64	

1.3.6 Reserved for Future Use

(D)
(D)

1.3.7 Interim 500 Access Service

	<u>Rate Per Call</u>	
- Carrier Identification Charge (CIC)	*	(C)
- Pass-through – Per Query Translation	GAR	(C)

(M)

|
(M)

* The CIC applies on a per call basis at the current rate filed in the Qwest Corporation d/b/a CenturyLink QC Interstate or Intrastate Access Service tariff. The applicable tariff will be based upon the CIC assessed to the Telephone Company by Qwest Corporation d/b/a CenturyLink QC.

(M) Material omitted from this page now appears on Page 6.1.

ISSUED:
May 9, 2013

Gary L. Kepiey
Director, Regulatory Operations
5454 West 110th Street
Overland Park, KS 66211

EFFECTIVE:
July 2, 2013

ACCESS SERVICE
PRICE LIST

1. Price List (Cont'd)

1.3 Switched Access Service (Cont'd)

1.3.7 Interim 500 Access Service (Cont'd)

Nonrecurring
Charge

Assembly of Route Pattern - 1 + Dialing

- Per end office switch
(including end office collocated with access tandem) \$32.80

500 NXX Activation or Deactivation - 1 + Dialing

- Per NXX added or deleted per end office \$10.90

Assembly of Route Pattern - 0 + Dialing

- Per end office switch
(including end office collocated with access tandem) \$32.80

500 NXX Activation or Deactivation - 0 + Dialing

- Per NXX added or deleted per end office \$10.90

For customers ordering LATA-wide Interim 500 Access Service in LATAs that cross state boundaries but are served by the same screening office, the applicable nonrecurring charge for that screening office will not be billed twice (i.e., once for each state); they will only be billed once for each NXX code activated or deactivated in that screening office.

(M)
|
(M)

ISSUED:
May 9, 2013

Gary L. Kepley
Director, Regulatory Operations
5454 West 110th Street
Overland Park, KS 66211

EFFECTIVE:
July 2, 2013

ACCESS SERVICE
PRICE LIST


1. Price List (Cont'd)

1.4 Special Access Service

1.4.1 Reserved For Future Use

(C)
(D)

(D)



ISSUE DATE:
September 17, 1999

Rudolph R. Povirk, Jr.
Director-Carrier Tariffs

EFFECTIVE DATE:
September 27, 1999

ACCESS SERVICE
PRICE LIST

1. Price List (Cont'd)

1.4 Special Access Service (Cont'd)

1.4.2 Voice Grade Service – **GRANDFATHERED** ^[1]

(C)

	<u>Monthly Rates</u>	<u>Nonrecurring Charges</u>
(A) Channel Termination		
- Without Signaling (available with all VG packages)		
- Per point of Termination		
- Two-Wire	\$65.75	\$220.32
- With Signaling (available with VGC, VG1, VG2, VG3, VG7, VG8, and VG9)		
- Per point of Termination		
- Two-Wire	\$65.75	\$220.32
(B) Channel Termination		
- Without Signaling (available with all VG packages)		
- Per point of Termination		
- Four-Wire	\$80.75	\$220.32
Channel Termination		
- With Signaling (available with VGC, VG1, VG2, VG3, VG7, VG8 and VG9)		
- Per point of Termination		
- Four-Wire	\$80.75	\$220.32

^[1] **Effective September 1, 2020, Voice Grade Services are grandfathered. Availability to current customers is limited to circuits in service at existing locations.**

(N)
(N)

ISSUE DATE:
August 20, 2020

Director, Regulatory Operations
600 New Century Parkway
New Century, Kansas 66031

EFFECTIVE DATE:
September 1, 2020

NE2020-12

Received by NPSC
08/20/2020

ACCESS SERVICE
PRICE LIST

1. Price List (Cont'd)

1.4 Special Access Service (Cont'd)

1.4.2 Voice Grade Service – GRANDFATHERED ^[1] (Cont'd) (C)

(C) Reserved for Future Use

		<u>Monthly Rates</u>	
		<u>Fixed</u>	<u>Per Mile</u>
(D)	Channel Mileage	\$33.60	\$ 1.50
		<u>Monthly Rates</u>	<u>Nonrecurring Charges</u>

(E) Optional Features and Functions

(1) Bridging

(a) Voice Bridging
(available with VGC,
VG2, VG5, VG6, VG10,
VG11 and VG12)

Two-Wire/Four-Wire

- Per port		
- Two-Wire	\$3.75	\$52.94

Two-Wire/Four-Wire

- Per port		
- Four-Wire	\$3.75	\$66.18

^[1] **Effective September 1, 2020, Voice Grade Services are grandfathered. Availability to current customers is limited to circuits in service at existing locations.** (N)
(N)

ISSUE DATE:
August 20, 2020

Director, Regulatory Operations
600 New Century Parkway
New Century, Kansas 66031

EFFECTIVE DATE:
September 1, 2020

NE2020-12

Received by NPSC
08/20/2020

ACCESS SERVICE
PRICE LIST

1. Price List (Cont'd)

1.4 Special Access Service (Cont'd)

1.4.2 Voice Grade Service – **GRANDFATHERED** ^[1] (Cont'd) (C)

(E) Optional Features and Functions (Cont'd)

(1) Bridging (Cont'd)

	<u>Monthly Rate</u>	<u>Nonrecurring Charges*</u>
(b) Data Bridging		
(available with VGC, VG6 and VG10)		
Two-Wire/Four-Wire		
- Per port		
- Two-Wire	\$9.00	\$52.94
- Four-Wire	\$9.00	\$79.41
(c) Telephoto Bridging		
(available with VGC and VG11)		
Two-Wire/Four-Wire		
- Per port		
- Two-Wire	ICB	ICB
- Four-Wire	ICB	ICB

[1] **Effective September 1, 2020, Voice Grade Services are grandfathered. Availability to current customers is limited to circuits in service at existing locations.** (N)
(N)

ISSUE DATE:
August 20, 2020

Director, Regulatory Operations
600 New Century Parkway
New Century, Kansas 66031

EFFECTIVE DATE:
September 1, 2020

ACCESS SERVICE
PRICE LIST

1. Price List (Cont'd)

1.4 Special Access Service (Cont'd)

1.4.2 Voice Grade Service – **GRANDFATHERED** ^[1] (Cont'd)

(C)

(E) Optional Features and Functions (Cont'd)

	<u>Monthly Rates</u>	<u>Nonrecurring Charges</u> ^[2]	(T)
(2) Conditioning			
- Per point of termination			
C-Type (available with VGC, VG5, VG6, VG7, VG8, VG9 and VG10)	\$14.60	\$52.94	
Improved Attenuation Distortion (available with VGC, VG5, VG6, VG7, VG8, VG9 and VG10)	\$9.28	\$52.94	
Improved Envelope Delay Distortion (available with VGC, VG5, VG6, VG7, VG8, VG9, and VG10)	\$49.78	\$66.18	
Sealing Current (available with VGC and VG6)	None	\$52.94	
(3) Improved Return Loss for Effective Two-Wire or Four-Wire Transmission			
- Per point of termination			
- Two-Wire available with VGC, VG2, VG3 and VG7)	\$2.24	\$39.71	
- Four-Wire (available with all VG packages)	\$3.03	\$52.94	

^[1] **Effective September 1, 2020, Voice Grade Services are grandfathered. Availability to current customers is limited to circuits in service at existing locations.** (N)

^[2] Applicable to provision of Sealing Current only when subsequent to installation of a voice grade service. (N)

ISSUE DATE:
August 20, 2020

Director, Regulatory Operations
600 New Century Parkway
New Century, Kansas 66031

EFFECTIVE DATE:
September 1, 2020

ACCESS SERVICE
PRICE LIST

1. Price List (Cont'd)

1.4 Special Access Service (Cont'd)

1.4.2 Voice Grade Service – GRANDFATHERED ^[1] (Cont'd) (C)

(E) Optional Features and Functions (Cont'd)

	<u>Monthly Rates</u>	<u>Nonrecurring Charges</u> ^[2]	(T)
(4) Customer Specified Premises Receive Level (available with all VG packages) - Per Two-Wire point of termination	None	\$52.94	
(5) Data Capability (available with VGC, VG6, VG7 and VG10) - Per point of termination	None	\$39.71	
(6) Loopback Capability (available with all VG packages; chargeable with Channel Interface Codes other than DA and DB) - Per Point of Termination Equipped	ICB	ICB	

^[1] **Effective September 1, 2020, Voice Grade Services are grandfathered. Availability to current customers is limited to circuits in service at existing locations.** (N)
(N)

^[2] Applicable to provision of Customer Specified Premises Receive Level and Loopback Capability only when subsequent to installation of a voice grade service (T)

ISSUE DATE:
August 20, 2020

Director, Regulatory Operations
600 New Century Parkway
New Century, Kansas 66031

EFFECTIVE DATE:
September 1, 2020

ACCESS SERVICE
PRICE LIST

1. Price List (Cont'd)

1.4 Special Access Service (Cont'd)

1.4.2 Voice Grade Service – **GRANDFATHERED** ^[1] (Cont'd)

(C)

(E) Optional Features and Functions (Cont'd)

	<u>Monthly Rates</u>	<u>Nonrecurring Charges</u>
(7) Telephoto Capability (available with VGC, and VG11) - Per point of termination	\$8.52	\$26.47
(8) Reserved for Future Use		

^[1] **Effective September 1, 2020, Voice Grade Services are grandfathered. Availability to current customers is limited to circuits in service at existing locations.**

(N)
(N)

ISSUE DATE:
August 20, 2020

Director, Regulatory Operations
600 New Century Parkway
New Century, Kansas 66031

EFFECTIVE DATE:
September 1, 2020

NE2020-12


Received by NPSC
08/20/2020

ACCESS SERVICE
PRICE LIST

- 1. Price List (Cont'd)
 - 1.4 Special Access Service (Cont'd)
 - 1.4.3 **Reserved For Future Use**

(D)

(D)



ISSUED:
July 18, 2002

Warren D. Hannah
Director, Tariffs


EFFECTIVE:
July 29, 2002

ACCESS SERVICE
PRICE LIST

- 1. Price List (Cont'd)
 - 1.4 Special Access Service (Cont'd)
 - 1.4.3 Reserved For Future Use

(D)

(D)



ISSUED:
July 18, 2002

Warren D. Hannah
Director, Tariffs

EFFECTIVE:
July 29, 2002

ACCESS SERVICE
PRICE LIST

1. Price List (Cont'd)


1.4 Special Access Service (Cont'd)

1.4.4 Reserved For Future Use

(D)

(D)

1.4.5 Reserved For Future Use



ISSUE DATE:
March 3, 2008

Mark D. Harper
Director-State Regulatory

EFFECTIVE DATE:
March 13, 2008

ACCESS SERVICE
PRICE LIST

1. Price List (Cont'd)


1.4 Special Access Service (Cont'd)

1.4.6 Reserved for Future Use

(C)

(D)

(D)



ISSUE DATE:
September 17, 1999

Rudolph R. Povirk, Jr.
Director-Carrier Tariffs

EFFECTIVE DATE:
September 27, 1999

ACCESS SERVICE
PRICE LIST

1. Price List (Cont'd)

1.4 Special Access Service (Cont'd)

1.4.7 Digital Data Service – **GRANDFATHERED** ⁽¹⁾

(C)

		<u>Monthly Rates</u>	<u>Nonrecurring Charges</u>
(A)	Channel Termination		
	- Per point of termination		
	- 2.4 kbps	\$106.90	\$296.99
	- 4.8 kbps	\$106.90	\$296.99
	- 9.6 kbps	\$106.90	\$312.35
	- 19.2 kbps	\$106.90	\$312.35
	- 56.0 kbps	\$106.90	\$340.94
	- 64.0 kbps	\$106.90	\$340.94
(B)	Reserved For Future Use		
(C)	Reserved For Future Use		
		<u>Monthly Rates</u>	
		<u>Fixed</u>	<u>Per Mile</u>
(D)	Channel Mileage		
		\$50.00	\$2.00

⁽¹⁾ **Effective September 1, 2020, Digital Data Services are grandfathered. Availability to current customers is limited to circuits in service at existing locations.**

(N)

(N)

ISSUE DATE:
August 20, 2020

Director, Regulatory Operations
600 New Century Parkway
New Century, Kansas 66031

EFFECTIVE DATE:
September 1, 2020

NE2020-12

Received by NPSC
08/20/2020

ACCESS SERVICE
PRICE LIST

1. Price List (Cont'd)

1.4 Special Access Service (Cont'd)

1.4.7 Digital Data Service – **GRANDFATHERED** ⁽¹⁾ (Cont'd) (C)

		<u>Monthly Rates</u>	<u>Nonrecurring Charges</u>
(E)	Optional Features and Functions		
(1)	Bridging (available with all DA packages) - Per port	\$12.00	\$93.82
(2)	Data Amplification (56.0, 64.0 kbps)	\$85.00	\$100.00

⁽¹⁾ **Effective September 1, 2020, Digital Data Services are grandfathered. Availability to current customers is limited to circuits in service at existing locations.** (N)
(N)

ISSUE DATE:
August 20, 2020

Director, Regulatory Operations
600 New Century Parkway
New Century, Kansas 66031

EFFECTIVE DATE:
September 1, 2020

NE2020-12

Received by NPSC
08/20/2020

ACCESS SERVICE
PRICE LIST

1. Price List (Cont'd)

1.4 Special Access Service (Cont'd)

1.4.8 High Capacity Service

		<u>Monthly Rates</u>	<u>Nonrecurring Charges</u>	
(A)	Channel Terminations			
	- per point of termination			
	- 1.544 Mbps	\$207.80	\$362.17	
	- 44.736 Mbps			
	Within CO	\$1490.00	\$400.00	
	0-3 miles	\$2055.00	\$400.00	
	Over 3 miles	\$3128.00	\$400.00	
	Fractional – GRANDFATHERED ^[1]			(C)
	- 128.0	\$119.00	\$295.00	
	- 256.0	\$128.16	\$295.00	
	- 384.0	\$136.52	\$295.00	
		<u>Monthly Rates</u>		
		<u>Fixed</u>	<u>Per Mile</u>	
(B)	Channel Mileage			
	- 1.544 Mbps	\$146.00	\$12.00	
	- 44.736 Mbps	\$1150.00	\$140.00	
	Fractional – GRANDFATHERED ^[1]			(C)
	- 128.0	\$73.14	\$6.60	
	- 256.0	\$74.84	\$9.50	
	- 384.0	\$78.25	\$12.00	

^[1] **Effective September 1, 2020, Fractional DS1 Services are grandfathered. Availability to current customers is limited to circuits in service at existing locations.** (N)
(N)

ISSUE DATE:
August 20, 2020

Director, Regulatory Operations
600 New Century Parkway
New Century, Kansas 66031

EFFECTIVE DATE:
September 1, 2020

NE2020-12

ACCESS SERVICE
PRICE LIST

1. Price List (Cont'd)

1.4 Special Access Service (Cont'd)


1.4.8 High Capacity Service (Cont'd)

	<u>Monthly Rates</u>	<u>Nonrecurring Charges</u>
(D) Optional Features and Functions		
(1) Multiplexing		
DS1 to Voice*, DS0		
- Per arrangement	\$400.00	\$158.82
DS3 to DS1		
- Per arrangement	\$634.00	\$200.00
(2) Automatic Loop Transfer		
(available with HC1)		
- Per arrangement**	ICB	ICB
(3) Clear Channel Capacity (CCC)***		
- Per point of termination	None	\$320.00

* A channel(s) of this DS1 to the Hub can be used for High **Capacity Services**. (D)

** An additional Channel Termination charge will apply whenever the spare line is provided as a leg to the customer's premises.

*** A nonrecurring charge will apply when CCC is ordered for a DS1 circuit already in service.



ISSUED:
July 18, 2002

Warren D. Hannah
Director, Tariffs

EFFECTIVE:
July 29, 2002

ACCESS SERVICE
PRICE LIST

1. Price List (Cont'd)

1.4 Special Access Service (Cont'd)

1.4.9 Special Access Term Discount Plan

(A)	Digital Data Service (56.0, 64.0 Kbps) – GRANDFATHERED ⁽¹⁾	(C)
		Monthly <u>Rate</u>
(1)	Channel Termination (per termination)	
(a)	Three (3) Years	\$80.00
(b)	Five (5) Years	\$64.00
(2)	Channel Mileage Termination (per month - fixed)	
(a)	Three (3) Years	\$38.00
(b)	Five (5) Years	\$30.00
(3)	Channel Mileage Facility (per month – per mile)	
(a)	Three (3) Years	\$1.50
(b)	Five (5) Years	\$1.35
(B)	High Capacity Service (1.544, 44.736 Mbps)	
	- 1.544 Mbps	
(1)	Channel Termination (per termination)	
(a)	Three (3) Years	\$156.00
(b)	Five (5) Years	\$125.00
(2)	Channel Mileage Termination (per month - fixed)	
(a)	Three (3) Years	\$110.00
(b)	Five (5) Years	\$89.00
(3)	Channel Mileage Facility (per month – per mile)	
(a)	Three (3) Years	\$9.05
(b)	Five (5) Years	\$7.25

⁽¹⁾ **Effective September 1, 2020, Digital Data Services are grandfathered. Availability to current customers is limited to circuits in service at existing locations.** (N)
(N)

ISSUE DATE:
August 20, 2020

Director, Regulatory Operations
600 New Century Parkway
New Century, Kansas 66031

EFFECTIVE DATE:
September 1, 2020

ACCESS SERVICE
PRICE LIST

1. Price List (Cont'd)

1.4 Special Access Service (Cont'd)

1.4.9 Special Access Term Discount Plan (Cont'd)

(B) High Capacity Service (1.544, 44.736 Mbps) (Cont'd)

- 1.544 Mbps (Cont'd)

(4) Multiplexing DS1 to Voice/DS0
(per arrangement)

Monthly
Rate

(a) **Three (3) Years**

\$305.00

(D)


(b) **Five (5) Years**

\$255.00

(D)

(C)

(C)



ISSUE DATE:
July 18, 2000

Rudolph R. Povirk, Jr.
Director - Carrier Tariffs

EFFECTIVE DATE:
July 28, 2000

ACCESS SERVICE
 PRICE LIST

1. Price List (Cont'd)

1.4 Special Access Service (Cont'd)


1.4.9 Special Access Term Discount Plan (Cont'd)

(B) High Capacity Service (1.544, 44.736 Mbps) (Cont'd)

- 44.736 Mbps

Monthly
Rate

(1) Channel Termination
 (per termination)



(D)
 |
 (D)

(a) Three (3) Years	
Within CO	\$1135.00
0 - 3 Miles	\$1565.00
Over 3 miles	\$2385.00

(C)

(b) Five (5) Years	
Within CO	\$ 915.00
0 - 3 Miles	\$1250.00
Over 3 miles	\$1900.00

(C)

(2) Channel Mileage Termination
 (per month - fixed)

(a) Three (3) Years	\$ 855.00
(b) Five (5) Years	\$ 695.00

(D)
 (D)
 (C)
 (C)

(3) Channel Mileage Facility
 (per month - per mile)

(a) Three (3) Years	\$ 105.00
(b) Five (5) Years	\$ 85.00

(D)
 (D)
 (C)
 (C)

ACCESS SERVICE
 PRICE LIST

1. Price List (Cont'd)

1.4 Special Access Service (Cont'd)

1.4.9 Special Access Term Discount Plan (Cont'd)

(B) High Capacity Service (1.544, 44.736 Mbps) (Cont'd)

- 44.736 Mbps (Cont'd)

(4) Multiplexing DS3 to DS1
 (per arrangement)

Monthly
 Rate

(a) **Three (3) Years**

\$480.00

(D)

(b) **Five (5) Years**

\$380.00

(D)

(C)

(C)

1.4.10 Special Access Surcharge

Monthly
 Rate

Special Access Surcharge
 - Per Voice Equivalent

\$25.00

1.4.11 Individual Case Filings

<u>Case No.</u>	<u>Customer Name</u>	<u>Description</u>	<u>Rate Element</u>	<u>Monthly Rate</u>
---------------------	----------------------	--------------------	-------------------------	-------------------------


1.5 Directory Service

1.5.1 Directory Assistance Service

Monthly
 Rate

(A) Directory Assistance
 Service

ICB



ACCESS SERVICE
PRICE LIST

1. Price List (Cont'd)

1.6 Special Federal Government Access Service

1.6.1 Voice Grade Special Access Service – GRANDFATHERED ^[1]

(C)

<u>Voice Grade Secure Communications</u>	<u>Monthly Rates</u>	<u>Nonrecurring Charges</u>	<u>Termination Charges</u>
Type I, each T-3 Conditioning,	ICB	ICB	ICB
Add'l. Conditioning per channel termination	ICB	ICB	ICB
Type II, each G-1 Conditioning	ICB	ICB	ICB
Type III, each G-2 Conditioning	ICB	ICB	ICB
Add'l Conditioning per channel termination	ICB	ICB	ICB
Type IV, each G-3 Conditioning,	ICB	ICB	ICB
Add'l Conditioning, per channel termination	ICB	ICB	ICB

1.6.2 Reserved for Future Use

^[1] **Effective September 1, 2020, Voice Grade Services are grandfathered. Availability to current customers is limited to circuits in service at existing locations.**

(N)
(N)

ISSUE DATE:
August 20, 2020

Director, Regulatory Operations
600 New Century Parkway
New Century, Kansas 66031

EFFECTIVE DATE:
September 1, 2020

NE2020-12

ACCESS SERVICE
PRICE LIST


1. Price List (Cont'd)

1.7 Special Facilities Routing of Access Service

	<u>Rate</u>	(C)
1.7.1 <u>Diversity</u>	ICB	(C)
1.7.2 <u>Avoidance</u>	ICB	(C)
1.7.3 <u>Diversity and Avoidance</u>	ICB	(C)
1.7.4 <u>Cable-Only Facilities</u>	ICB	(C)

1.8 Specialized Service or Arrangements

1.8.1 Individual Filings



(D)
(D)

ISSUE DATE:
April 20, 2000

Rudolph R. Povirk, Jr.
Director-Carrier Tariffs

EFFECTIVE DATE:
April 30, 2000

ACCESS SERVICE
PRICE LIST

1. Price List (Cont'd)

1.9 Additional Engineering, Additional Labor and Miscellaneous Service

1.9.1 Reserved For Future Use

(C)

(D)

(D)


1.9.2 Additional Labor

	<u>Additional Labor Periods</u>	<u>First Half Hour or Fraction Thereof</u>	<u>Each Add'l Half Hour or Fraction Thereof</u>	
	(A) Basic Time, normally scheduled working hours, per engineer or technician	\$40.00(I)	\$35.00(I)	(C) (C)
	(B) Overtime, outside of normally scheduled working hours, on a scheduled work day, per engineer or technician*	\$45.00(I)	\$40.00(I)	(C)
	(C) Premium time, outside of scheduled work day, per engineer or technician*	\$50.00(I)	\$45.00(I)	(C)

* *Hourly charges are calculated from the time Telephone Company personnel are dispatched and end when the work is completed. Service by a Telephone Company employee, at a time not consecutive with his scheduled work period, is subject to a minimum charge of three (3) hours at the rate specified in 1.9.2 (B) or 1.9.2(C) preceding as applicable.*

(N)

(N)



ACCESS SERVICE
PRICE LIST

1. Price List (Cont'd)

1.9 Additional Engineering, Additional Labor and Miscellaneous Services (Cont'd)

1.9.2 Additional Labor (Cont'd) (C)

(D)

(D) Additional Automatic Testing (T) (M)

The Additional Automatic Tests, as set forth following, may be ordered by the customer, at additional charges, 60 days prior to the start of the customer's prescribed schedule.


<u>Additional Tests:</u>	<u>Per Test, Per Transmission Path</u>
1004 Hz loss	ICB
C-Message Noise	ICB
Balance (return loss)	ICB
Gain-Slope	ICB
C-Notched Noise	ICB

(E) Additional Cooperative Testing (T)

The Additional Cooperative Tests, as set forth following, may be ordered by the customer, at additional charges, 60 days prior to the start of the testing schedule as mutually agreed to by the customer and the Telephone Company.

<u>Additional Tests:</u>	<u>Per Test, Per Transmission Path</u>
1004 Hz loss	\$3.37
C-Message Noise	\$3.37
Balance (return loss)	\$3.37
Gain-Slope	\$3.37
C-Notched Noise	\$3.37

(M)



(M) Material appearing on this page previously appeared on Second revised Page 30.

ACCESS SERVICE
PRICE LIST

1. Price List (Cont'd)

1.9 Additional Engineering, Additional Labor and Miscellaneous Services (Cont'd)

1.9.2 Additional Labor (Cont'd)

(F) Provision of AAT Test Results to the Customer

(T) (M)


Nonrecurring
Charge

Provision of AAT Test
Results for each trunk
tested.

- Per Report Provided

ICB

(M)



(M) Material appearing on this page previously appeared on Second Revised Page 32.

ACCESS SERVICE
 PRICE LIST

1. Price List (Cont'd)

1.9 Additional Engineering, Additional Labor and Miscellaneous Services (Cont'd)


1.9.3 Miscellaneous Service (Cont'd)

(A) Reserved for Future Use

(B) Telecommunications Service Priority (TSP) System

	<u>Monthly Rates</u>	<u>Nonrecurring Charges</u>	
- Per Circuit			(N)
(1) Priority Installation*	None	\$106.88	
(2) Priority Restoration Implementation*	None	\$ 57.58	
In conjunction with Priority Installation	None	\$ 16.08	
(3) Priority Restoration Change*	None	\$ 55.07	
(4) Priority Restoration Maintenance and Administration	\$9.44	None	

* When an access service is ordered with both priority installation and priority restoration the associated nonrecurring charge for each applies.



ISSUE DATE:
 December 17, 2001

Warren Hannah
 Director – Tariffs

EFFECTIVE DATE:
 January 17, 2002

ACCESS SERVICE
PRICE LIST

1. Price List (Cont'd)

1.9 Additional Engineering, Additional Labor and Miscellaneous Services (Cont'd)

1.9.3 Miscellaneous Service (Cont'd)

(C) Presubscription

The nonrecurring charge for a change in *InterLATA/IntraLATA* presubscription is as follows:

(C)

Nonrecurring Charge

(1) *Per line or trunk*

\$5.00*

(C)

(D)

(D)


(D)

(D)

(D) Reserved for Future Use

(E) Reserved for Future Use

(F) Reserved for Future Use



(D)

(D)

(D)

(D)

* *This charge is billed to the end user or agent, which is the subscriber to the Telephone Exchange Service, except as set forth in 13.3.3(C)(3) and (4), or in situations when such charges would be billed to an IC.*

(N)

(N)


ACCESS SERVICE
PRICE LIST

- 1. Price List (Cont'd)
 - 1.9 Additional Engineering, Additional Labor and Miscellaneous Services (Cont'd)
 - 1.9.3 Miscellaneous Services (Cont'd)

(G) Reserved for Future Use

(C)

(M)



(M)

(M) Material previously appearing on this page now appears on page 27.

ISSUE DATE:
June 27, 2001

Rudolph R. Povirk, Jr.
Director - Carrier Tariffs

EFFECTIVE DATE:
July 7, 2001

ACCESS SERVICE
PRICE LIST

1. Price List (Cont'd)


1.9 Additional Engineering, Additional Labor and Miscellaneous Services (Cont'd)

1.9.3 Miscellaneous Services (Cont'd)

(G) Reserved For Future Use (Cont'd)

(N)

(D)



(D)

ISSUE DATE:
June 27, 2001

Rudolph R. Povirk, Jr.
Director - Carrier Tariffs

EFFECTIVE DATE:
July 7, 2001

ACCESS SERVICE
PRICE LIST

1. Price List (Cont'd)

1.9 Additional Engineering, Additional Labor and Miscellaneous Services (Cont'd)

1.9.3 Miscellaneous Services (Cont'd)

(C)

(G) Reserved For Future Use (Cont'd)

(C)


(M)

(M)

(D)

(D)

(M) Material previously appearing on this page now appears on page 27.1



ISSUE DATE:
June 27, 2001

Rudolph R. Povirk, Jr.
Director - Carrier Tariffs

EFFECTIVE DATE:
July 7, 2001

ACCESS SERVICE
PRICE LIST

1. Price List (Cont'd)

1.9 Additional Engineering, Additional Labor and Miscellaneous Services (Cont'd)

1.9.3 Miscellaneous Services (Cont'd)


(G) Reserved For Future Use (Cont'd)

(T)

(C)

(D)

(D)



ISSUE DATE:
June 27, 2001

Rudolph R. Povirk, Jr.
Director - Carrier Tariffs

EFFECTIVE DATE:
July 7, 2001

ACCESS SERVICE
PRICE LIST

1. Price List (Cont'd)

1.9 Additional Engineering, Additional Labor and Miscellaneous Services (Cont'd)


1.9.3 Miscellaneous Service (Cont'd)

(H) Provision of Access Service Billing Information

	<u>Monthly Rate</u>	<u>Nonrecurring Charge</u>	
(1) Additional Copies of the customer's monthly bill or service and features record per account in standard paper format per account in standard paper format	\$5.99	\$6.00	
(2) Provision of standard billing detail and/or information in electronic format per file		\$50.00	(T) (C) (C)
(I) <u>Reserved For Future Use</u>			
(J) <u>Billing Name and Address</u>		<u>Rate</u>	
Per Request		\$2.30	

ISSUED:
June 1, 2016

Gary L. Kepley
Director, Regulatory Operations
600 New Century Parkway
New Century, KS 66031



EFFECTIVE: (T)
July 1, 2016 (T)
(N)
(N)

ACCESS SERVICE
PRICE LIST

1. Price List (Cont'd)

1.9 Additional Engineering, Additional Labor and Miscellaneous Services (Cont'd)


1.9.3 Miscellaneous Service (Cont'd)

(L) **Reserved For Future Use**

(C)

(D)

(D)



ISSUE DATE:
April 16, 2001

Rudolph R. Povirk, Jr.
Director-Carrier Tariffs

EFFECTIVE DATE:
April 26, 2001

ACCESS SERVICE
PRICE LIST

1. Price List (Cont'd)

1.10 Special Construction

This section contains special construction charges to provide permanent facilities to the Federal Government in accordance with this tariff. Charges are developed on an individual case basis and are filed as follows:

1.11 Operator Services

1.11.1 Operator Transfer

- per call transferred *
See CenturyLink Operating Companies Tariff F.C.C. No. 9
Section 16.5.2

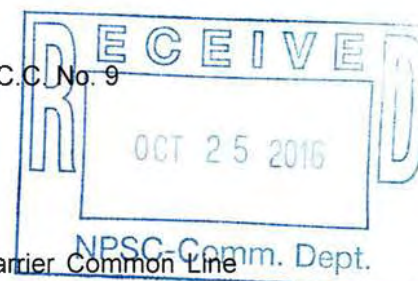
(D)
|

(D)

1.12 Common Channel Signaling/Signaling System 7 (CCS/SS7) Data Base Services

1.12.1 Line Information Data Base (LIDB) Access Service

- (A) Query Transport
 - per query
See CenturyLink Operating Companies Tariff F.C.C. No. 9
Section 15.1.6(A)
- (B) Query
 - per query
See CenturyLink Operating Companies Tariff F.C.C. No. 9
Section 15.1.6(B)



* In addition, Switched Access charges as detailed in 1.3.1 preceding and Carrier Common Line charges as detailed in 1.1 apply.

ISSUE DATE:
October 25, 2016

Gary L. Kepley
Director, Regulatory Operations
600 New Century Parkway
New Century, Kansas 66031

EFFECTIVE DATE:
November 15, 2016