



Nebraska Public Service Commission



25th Edition

**2011 Annual Report on
Telecommunications**

**ANNUAL REPORT TO THE LEGISLATURE
ON THE STATUS OF
THE NEBRASKA TELECOMMUNICATIONS INDUSTRY**



NEBRASKA PUBLIC SERVICE COMMISSION

September 30, 2011

**Nebraska Public Service Commission
300 The Atrium
1200 N Street
P.O. Box 94927
Lincoln, NE 68509-4927
(402) 471-3101
(800) 526-0017 (Instate Only)
psc.nebraska.gov**

**2011 ANNUAL REPORT TO THE LEGISLATURE
Nebraska Public Service Commissioners**

Tim Schram
3rd District
Gretna
Chairman

Rod Johnson
4th District
Sutton
Vice-Chairman

Frank E. Landis
1st District
Lincoln

Anne C. Boyle
2nd District
Omaha

Gerald L. Vap
5th District
McCook

General Administration Staff

Mike Hybl- Executive Director
John Burvainis-Deputy Director
Shanicee Knutson-Legal Counsel
Angela DuVall Melton-Legal Counsel
Nichole Mulcahy-Legal Counsel
Tyler Frost- Economist
Jamie McAlister-Law Clerk
Brenda Wicken-Business Manager
Amy Kavan-Accountant I
Kathy Lahman-Executive Assistant
Hannah Brown-Receptionist/Administrative Support

Communications Department Staff

Gene Hand-Director
John Burvainis-Accountant
Steve Stovall-Accountant
Don Gray-Telecom Analyst
Cheryl Elton-Consumer Affairs Advocate/IT Support
Deena Ackerman-Administrative Assistant
Susan Horn-Administrative Assistant

Telecommunications Infrastructure & Public Safety Department Staff

Sue Vanicek-Director
Laurie Casados-Telehealth Coordinator/Policy Analyst
Joan Raffety-E911 Coordinator
Angela DuVall Melton-Policy Advisor
Brandy Zierott-Administrative Assistant
Andrea Grell-NTAP Coordinator
Jacki Synhorst-NTAP Specialist

Nebraska Public Service Commission

COMMISSIONERS

ANNE C. BOYLE
FRANK E. LANDIS
GERALD L. VAP
ROD JOHNSON
TIM SCHRAM



300 The Atrium, 1200 N Street,
Lincoln, NE 68508
P.O. Box 94927,
Lincoln, NE 68509-4927
Website: psc.nebraska.gov
Phone: (402) 471-3101
Fax: (402) 471-0254

EXECUTIVE DIRECTOR

MIKE HYBL

NEBRASKA CONSUMER HOTLINE
(800) 526-0017

September 30, 2011

The Nebraska Public Service Commission is pleased to provide our annual report on the status of the telecommunications industry in the State of Nebraska. This report covers Commission decisions and events related to the telecommunications industry from September 2010 through August 2011.

This year, the Commission has continued to move forward with promoting broadband deployment across Nebraska. To this end, we are completing the first two year broadband mapping and planning grant funded by the National Telecommunications and Information Administration (NTIA) an agency of the United States Department of Commerce and has been awarded a NTIA grant for three more years (2012-2014). The Commission has also been working diligently to determine the next steps necessary to make broadband services more widely available in Nebraska. These steps include the implementation of a Nebraska Broadband Pilot Program in 2012. The proposed program will be administered and funded by the Nebraska Universal Service Fund.

Details regarding the structure and administration of the program are still in development under Commission Docket No. NUSF-77. A workshop has been held, and the Commission plans to continue working toward our goal of ensuring broadband access to all unserved and underserved Nebraskans.

We have reached a significant milestone of deploying Wireless E911 with the implementation of Phase II Wireless E911 with at least one wireless carrier in 92 counties. The Commission believes the remaining county will implement Phase II within the next six months.

This report contains more detailed information regarding broadband deployment in Nebraska, as well as other telecommunications topics. If you have any questions, contact our Commissioners or staff.

Sincerely,

Tim Schram
Chairman

TABLE OF CONTENTS

PART I

Access Line Data

- | | | |
|----|-------------------|---|
| 1. | Access Line Table | 1 |
| 2. | Access Line Graph | 3 |

PART II

Review of the Quality of Telecommunications Service Provided to Nebraska Citizens

- | | | |
|----|-------------------------------|---|
| 1. | Telephone Informal Complaints | 4 |
| A. | Local Exchange Carriers | 5 |
| B. | Interexchange Carriers | 6 |
| C. | Departmental Complaints | 7 |
| D. | Relay Service Complaints | 7 |

PART III

Review of the Availability of Diverse and Affordable Telecommunications Services to the People of Nebraska

- | | | |
|----|--|----|
| 1. | The Telecommunications Act of 1996 | 10 |
| 2. | Local Competition | 19 |
| A. | Competitive Local Exchange Carriers | 19 |
| B. | Interconnection Agreements | 19 |
| 3. | Service Testing & Outage Reports | 19 |
| 4. | Telecommunications Relay Services | 20 |
| A. | Telecommunications Relay Service-Selected Statistics (Table) | 26 |
| 5. | Extended Area Service | 30 |
| 6. | Numbering Issues | 31 |
| 7. | N11 Dialing Codes | 33 |
| 8. | Nebraska Internet Enhancement Fund | 35 |
| 9. | Marketplace Fund | 35 |

PART IV

Review of the Level of Rates of Local Exchange and Interexchange Companies

- | | | |
|----|--|----|
| 1. | Local Exchange Rates | 37 |
| 2. | Financial Statistics | 38 |
| 3. | Long Distance Telephone Rates/Access Charges | 38 |
| A. | Basic Local Rate Changes (Table) | 40 |
| B. | Nebraska Local Exchange Carriers & Rates (Table) | 41 |
| C. | Explanation of Charges Which May Appear on Your Telephone Bill | 43 |

PART V	
Recommendations for the 2012 Legislative Session	44
PART VI	
The Changing Face of Communications	
1. Broadband	45
2. American Recovery and Reinvestment Act of 2009	46
3. Voice Over Internet Protocol	48
PART VII	
Applications and Tariffs	49
PART VIII	
Nebraska Telecommunications Infrastructure & Public Safety Department	
1. Universal Service Fund	50
A. NUSF Supported Towers Map	53
B. Telehealth Network Map	55
2. Wireless E911 Fund	58
A. Status of E911 Map	60
B. Wireless 911 Information	63

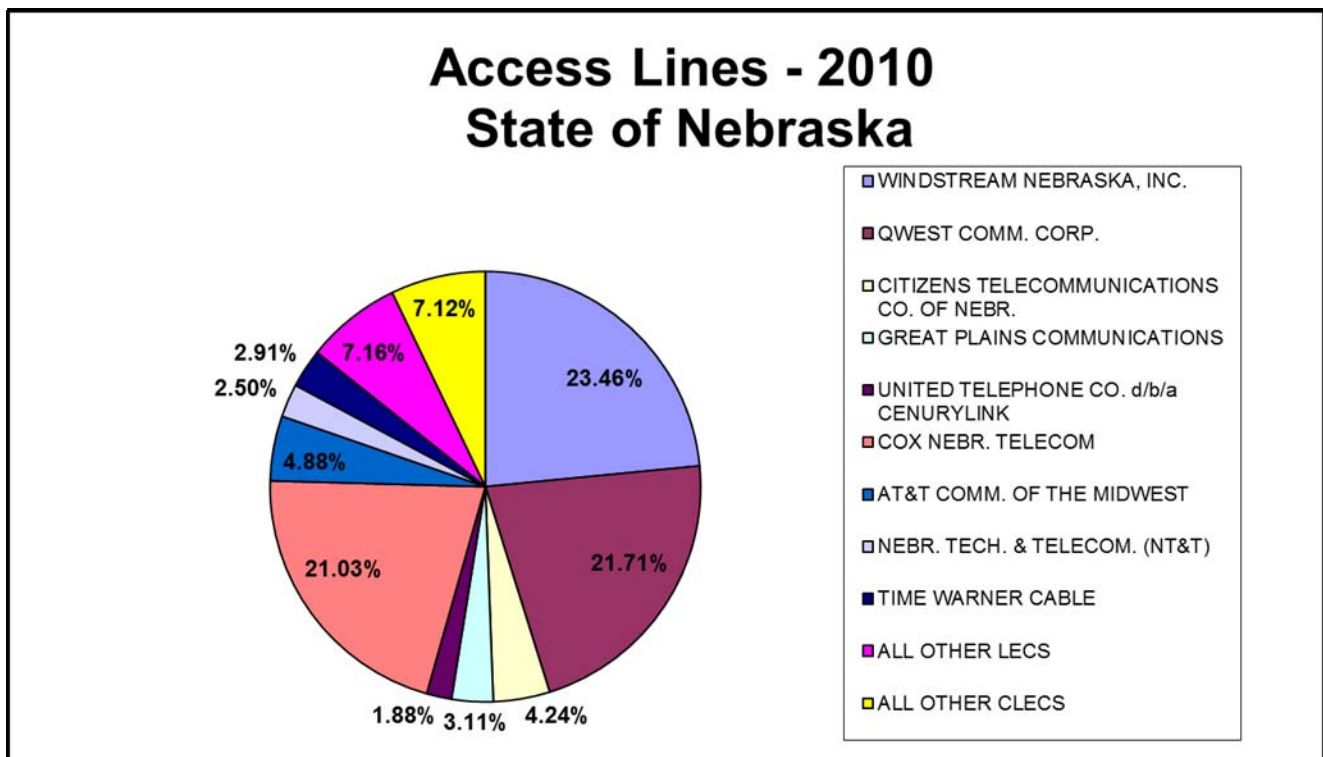
PART I

ACCESS LINE & EXCHANGE DATA (See Note 1)			
December 31, 2010			
COMPANY	ACCESS LINES		
	BUS.	RES.	TOTAL
WINDSTREAM NEBRASKA, INC.	86,985	102,807	189,792
QWEST COMMUNICATIONS CORPORATION	84,900	90,740	175,640
COX NEBRASKA TELECOM, LLC	50,802	119,347	170,149
AT&T COMM. OF THE MIDWEST	38,856	586	39,442
CITIZENS TELECOMMUNICATIONS COMPANY OF NEBRASKA (dba FRONTIER COMMUNICATIONS OF NEBR.)	13,298	21,012	34,310
GREAT PLAINS COMMUNICATIONS	6,236	18,888	25,124
TIME WARNER CABLE	769	22,809	23,578
NEBRASKA TECHNOLOGY & TELECOMMUNICATIONS INC. (NT&T)	3,390	16,845	20,235
CHARTER FIBERLINK-NEBRASKA, LLC	1,181	14,724	15,905
UNITED TELEPHONE COMPANY OF THE WEST(dba CENTURYLINK)	4,660	10,510	15,170
WINDSTREAM COMMUNICATIONS OF THE MIDWEST	11,211	587	11,798
TCG OMAHA	6,756	0	6,756
BLAIR TELEPHONE COMPANY	1,550	4,904	6,454
NEBRASKA CENTRAL TELEPHONE COMPANY	1,506	4,540	6,046
NORTHEAST NEBRASKA TELEPHONE COMPANY	1,092	4,952	6,044
ALLO COMMUNICATIONS	4,550	775	5,325
HAMILTON TELEPHONE COMPANY	1,806	3,439	5,245
GRANITE TELECOMMUNICATIONS	4,978	0	4,978
SOUTHEAST NEBRASKA TELEPHONE COMPANY	758	2,266	3,024
ORBITCOM, INC.	2,616	99	2,715
EASTERN NEBRASKA TELEPHONE COMPANY	921	1,776	2,697
CONSOLIDATED TELEPHONE COMPANY	589	1,865	2,454
GLENWOOD TELEPHONE MEMBERSHIP CORP.	384	1,787	2,171
HUNTEL CABLEVISION, INC.	721	1,250	1,971
COZAD TELEPHONE COMPANY	667	1,274	1,941
ARAPAHOE TELEPHONE COMPANY	551	1,372	1,923
LONG LINES SIOUXLAND, LLC	438	1,223	1,661
PIERCE TELEPHONE COMPANY, INC.	375	1,144	1,519

COMPANY	ACCESS LINES		
	BUS.	RES.	TOTAL
HARTINGTON TELECOMMUNICATIONS CO., INC.	412	874	1,286
CONSOLIDATED TELCO, INC.	351	908	1,259
THREE RIVER TELCO	236	918	1,154
STANTON TELECOM, INC.	221	834	1,055
CAMBRIDGE TELEPHONE COMPANY	311	703	1,014
BENKELMAN TELEPHONE COMPANY	293	686	979
MOBIUS COMMUNICATIONS COMPANY	0	977	977
PLAINVIEW TELEPHONE COMPANY	257	706	963
CONSOLIDATED TELECOM	182	744	926
HOOPER TELEPHONE (dba WESTEL SYSTEMS)	214	697	911
ARLINGTON TELEPHONE COMPANY	111	799	910
DALTON TELEPHONE COMPANY	185	691	876
MCIMETRO ACCESS TRANSMISSION SERVICES	436	419	855
HENDERSON COOPERATIVE TELEPHONE (dba MAINSTAY)	246	603	849
THREE RIVER COMMUNICATIONS, LLC	305	535	840
PINPOINT COMMUNICATIONS, INC.	179	652	831
FIBERCOMM, LC	553	245	798
ROCK COUNTY TELEPHONE COMPANY	200	585	785
DILLER TELEPHONE COMPANY	131	637	768
HEMINGFORD COOPERATIVE TELEPHONE	163	556	719
CLARKS TELECOMMUNICATIONS COMPANY	152	550	702
HERSHEY COOPERATIVE TELEPHONE	110	506	616
BULLSEYE TELECOM, INC.	615	0	615
CURTIS TELEPHONE COMPANY	184	406	590
WAUNETA TELEPHONE COMPANY	122	412	534
K&M TELEPHONE COMPANY	112	409	521
KEYSTONE-ARTHUR TELEPHONE COMPANY	84	331	415
HARTMAN TELEPHONE EXCHANGE	65	286	351
METROPOLITAN TELECOMMUNICATIONS OF NEBRASKA, INC.	320	0	320
NORTHSTAR TELECOM, INC.	3	308	311
MCLEODUSA TELECOMMUNICATIONS SERVICES	297	0	297
TRANSNATIONAL COMMUNICATIONS INTERNATIONAL, INC.	221	0	221

COMPANY	ACCESS LINES		
	BUS.	RES.	TOTAL
IONEX COMMUNICATIONS NORTH, INC.	140	39	179
ELSIE COMMUNICATIONS, INC.	45	124	169
FIRST COMMUNICATIONS, LLC	0	105	105
MATRIX TELECOM, INC	9	83	92
SODTOWN TELEPHONE COMPANY	5	67	72
ERNEST COMMUNICATIONS, INC.	38	2	40
NOS COMMUNICATIONS, INC.	10	0	10
APPLIED COMMUNICATIONS TECHNOLOGY, INC.	1	1	2
LIGHTYEAR NETWORK SOLUTIONS, LLC	1	0	1
FRANCE TELECOM CORPORATION SOLUTIONS, LLC	1	0	1
TOTAL	340,067	468,919	808,986

Note (1): Access lines exclude the following categories: a) Mobile Access; b) Special Access (non-switched); c) Resold and; d) Official Company lines.



Note: Wireless subscribers of 1,311,294 and VoIP subscribers of 2,502 reported for relay remittance purposes represent 1,313,796 lines for the year ended December 31, 2010, in addition to the access lines listed above.

PART II

Review of the Quality of Telecommunications Service Provided to Nebraska Citizens

1. Informal Telephone Complaints

The following table shows the total number of complaints filed this year and divides the complaints between local exchange carriers (LECs), interexchange carriers (IXCs), also known as long distance companies, and wireless carriers. The miscellaneous category includes Internet, cable TV, VoIP and pay phone complaints.

Historical By Carrier Type

	2007-2008		2008-2009		2009-2010		2010-2011	
	Total	%	Total	%	Total	%	Total	%
LECs	392	38.6	374	39.2	311	39.4	263	35.7
IXCs	183	18.0	139	14.6	150	19.0	149	20.3
Wireless	366	36.0	365	38.2	293	37.2	288	39.1
Miscellaneous	75	7.4	76	8.0	35	4.4	36	4.9
TOTAL	1016	100.0%	954	100.0%	789	100.0%	736	100.0%

2010 – 2011 Complaint Type By Carrier Type

2010-2011 Types	LECs	IXCs	Wireless	Miscellaneous	Total
Billing	107	80	141	13	341
Service	106	32	144	23	305
Auto Dialer	0	0	0	0	0
Telemarketing	17	25	2	0	44
Customer Service	1	0	1	0	2
Slamming	2	11	0	0	13
Directory	22	0	0	0	22
Carrier to Carrier	1	0	0	0	1
Area Code	7	1	0	0	8
TOTAL	263	149	288	36	736

Historical By Complaint Type

Types by Year	2007-2008	2008-2009	2009-2010	2010-2011
Billing	559	484	427	341
Service	358	339	228	305
Auto Dialer	4	51	3	0
Telemarketing	51	43	101	44
Customer Service	13	8	8	2
Slamming	16	10	6	13
Directory	15	17	7	22
Carrier to Carrier	0	2	0	1
Area Code	0	0	9	8
TOTAL	1016	954	789	736

While the Commission lacks statutory authority over wireless telecommunications service and billing, we continue to receive and process wireless complaints. The Commission strives, utilizing existing resources, to resolve these complaints to benefit the wireless consumers of Nebraska.

Wireless Complaints By Carrier

Wireless Carriers	2008-2009		2009-2010		2010-2011	
	Complaints	%	Complaints	%	Complaints	%
Alltel Wireless	134	36.7	57	19.5	9	3.1
AT&T	20	5.5	7	2.4	24	8.3
Cellular One	1	0.3	0	0.0	0	0.0
Cricket	29	7.9	19	6.5	17	5.9
Qwest	14	3.8	1	0.3	0	0.0
Sprint	56	15.3	25	8.5	19	6.6
T-Mobile	4	1.2	0	0.0	3	1.1
TracFone Wireless	5	1.4	6	2.0	7	2.4
US Cellular	14	3.8	6	2.0	4	1.4
Verizon Wireless	44	12.0	155	52.9	195	67.7
Viaero Wireless	12	3.3	7	2.4	5	1.7
Virgin Mobile	5	1.4	1	0.3	2	0.7
Others	27	7.4	9	3.2	3	1.1
TOTAL	365	100.0%	293	100.0%	288	100.0%

Of the total 736 complaints received during the fiscal year, 194 were closed in a manner that reduced the complainant's obligations to the carriers by \$29,107.96. This represents an average savings of \$150.04 per complaint.

A. Local Exchange Carriers (LECs)

There are 44 incumbent local exchange carriers in Nebraska (including the cooperative telephone companies) and 100 competitive local exchange carriers. Windstream is the largest LEC with 189,792 access lines, however with the merger of United and Qwest the new d/b/a CenturyLink would become the largest LEC (190,810). The following table shows the LEC complaints by company. The largest number of complaints involved the two largest LECs, Windstream and Qwest.

LEC Complaints By Company

LECs	2009-2010				2010-2011			
	Comp	% of Total LEC Comp	Access Lines	% of Total Lines	Comp	% of Total LEC Comp	Access Lines	% of Total Lines
Windstream	80	25.7	187,871	22.4	82	31.2	189,792	23.5
Qwest	69	22.2	196,149	23.4	73	27.7	175,640	21.7
NT&T	11	3.5	23,526	2.8	10	3.8	20,235	2.5
Cox	18	5.8	172,164	20.6	20	7.6	170,149	21.1
Citizens	24	7.7	36,793	4.4	22	8.4	34,310	4.2

LEC Complaints By Company Continued:

LECs	2009-2010				2010-2011			
	Comp	% of Total LEC Comp	Access Lines	% of Total Lines	Comp	% of Total LEC Comp	Access Lines	% of Total Lines
CenturyLink	8	2.6	17,255	2.1	2	0.8	15,170	1.9
Great Plains	7	2.3	26,468	3.2	5	1.9	25,124	3.1
AT&T	6	1.9	38,332	4.6	0	0	39,442	4.9
MCI	3	1.0	1,127	0.1	3	1.1	855	0.1
Time Warner	8	2.6	24,013	2.9	14	5.3	23,578	2.9
NorthStar Telecom	3	1.0	467	0.0	0	0	311	0.0
Consolidated	0	0	2,622	0.3	1	0.4	2,454	0.3
Others	76	24.2	110,498	13.2	31	11.8	111,926	13.8
TOTAL	311	100.0%	837,603	100.0%	263	100.0%	808,986	100.0%

B. Interexchange Carriers (IXCs)

Currently, there are 233 companies authorized to provide long distance services in Nebraska. The following table shows the number of complaints filed against long distance companies. Customers can verify they have the long distance carrier of their choice by dialing the toll-free telephone number (700) 555-4141.

IXCs	2008-2009		2009-2010		2010-2011	
	Complaints	%	Complaints	%	Complaints	%
AT&T	29	20.9	8	5.3	7	4.7
Consumer Telcom	n/a	n/a	n/a	n/a	26	17.4
Correctional Billing	2	1.5	1	0.7	1	0.6
ESBI	7	5.0	6	4.0	0	0.0
Evercom	0	0.0	2	1.2	0	0.0
Excel	3	2.1	1	0.7	1	0.6
ILD Teleservices	13	9.4	6	4.0	5	3.4
MCI	12	8.6	7	4.7	8	5.4
PowerNet Global	0	0.0	2	1.2	0	0.0
Qwest	7	5.0	6	4.0	4	2.6
Reduced Rate Long Distance	2	1.5	1	0.7	0	0.0
Reliant Communication	n/a	n/a	n/a	n/a	3	2.0
Sprint	1	0.7	1	0.7	1	0.6
United Telecom	n/a	n/a	n/a	n/a	4	2.6
VarTec	1	0.7	1	0.7	2	1.3
Williams Communication	1	0.7	1	0.7	0	0.0
Windstream	11	7.9	7	4.7	5	3.4
Zero Plus Dialing, Inc.	13	9.4	7	4.7	8	5.4
Miscellaneous	37	26.6	93	62.0	74	50.0
TOTAL	139	100.0%	150	100.0%	149	100.0%

C. Departmental Complaints

The following departmental complaint is pending with the Commission:

*DC-71/ Maurice Gene Hand, Director of the Communications Department of the Nebraska
NUSF-53 Public Service Commission, and Jeffrey L. Pursley, Director of the Universal
Service Fund Department of the Nebraska Public Service Commission v. Qwest
Corporation.*

On March 2, 2006, M. Gene Hand, Director of the Communications Department, and Jeff Pursley, the then Director of the Universal Service Fund Department, filed a complaint against Qwest alleging Qwest violated Commission rules and regulations by failing to provide adequate services to its telecommunications customers in the exchange serving Valentine, Nebraska, and the surrounding area. A hearing was held on July 20, 2006, in Valentine, Nebraska. The Commission issued an order on September 19, 2006, requiring Qwest to conduct extensive testing on the cable in the Valentine exchange and replace any sections that failed to test within acceptable ranges. Further, Qwest was ordered to submit written monthly progress reports with the Commission and meet with staff and Commissioners to deliver progress reports and go over the monthly report in person. Finally, Qwest was ordered to give credits to rural customers and inspect and replace any faulty interior wiring of rural customers at no charge to the customer. In 2009, with the permission of the Hearing Officer, Qwest began submitting quarterly reports to the Commission. Commission staff and Qwest personnel continued to meet on a periodic basis. The Commission held a town-hall meeting in Valentine on September 23, 2009, to seek community input on the telecommunications service quality throughout the exchange. The Commission sent informal data requests to Qwest requesting information based on the comments received at the town-hall meeting. Qwest submitted initial answers on October 16, 2009, and supplemental answers to the Commission's requests on November 16, 2009. On August 30, 2011, after review of the 2nd Quarter report by Qwest and the reporting requirements imposed on Qwest as part of the CenturyLink and Qwest acquisition docket, (see Docket C-4280), the Commission formally entered an order closing the complaint. However, the order states the Commission will continue to closely monitor the Valentine exchange and other rural exchanges in Nebraska for service quality and will initiate meetings and reports if the need arises. Further, the Commission will not hesitate to open another similar proceeding as a Formal Complaint should more informal inquiries prove to be unsatisfactory.

D. Relay Service Complaints

Consumer complaints related to relay calls (excluding CapTel) totaled five for the fiscal year ending June 30, 2011, as compared to nine for the fiscal year ending June 30, 2010. Service complaints for traditional relay totaled two during this period with descriptions of those in the table. Generally, service complaints relate to Communication Assistant ("CA") involvement with the customer. Three complaints were categorized as technical and these generally involve the operation of the relay center network. Two of those complaints involved call completion issues and one line disconnection. No external complaints were filed.

The CapTel center in Madison, Wisconsin, also tracks complaints/inquires for captioned telephone service. The Madison Center logged 138 customer contacts with one categorized as service, 49 technical and 88 inquiries for the fiscal year ended June 30, 2011, compared to 194 contacts with one complaint categorized as service, 56 technical and 137 inquiries for fiscal year

ending June 30, 2010. Since the CA in a captioned telephone setting is transparent to both parties, there are few service-related issues regarding the CA. There was one service complaint related to accuracy of captions during the period. Technical complaints consisted primarily of set up problems with equipment. Inquiries consist mainly of educating the customer regarding equipment use, requests for information, and referrals where the customer is directed to state distribution programs for equipment assistance.

The following charts reflect the relay complaints taken by category for the fiscal year ended June 30, 2011:

Service Complaints

Type	Complaints
CA Accuracy/Spelling/Verbatim	0
CA Improper Handle of ASL or Related Culture	0
CA Misdialed Number	0
CA Neutrality	1
CA Rude	0
CA Didn't Follow Policy/Procedure	1
Customer Dislikes Policy/Procedure	0
CA Didn't Follow Policy/Procedure	0
CA Gave Incorrect Information	0
Fraudulent/Harassment Calls	0
CA Didn't Follow Voice Mail/Recording Procedure	0
Ringin g/No Answer	0
Miscellaneous	0
Subtotal – Service Related	2

Technical Complaints

Type	Complaints
Call Completion	2
Line Disconnection	1
Line Garbling	0
711-Related Problems	0
Carrier of Choice Not Available/Other Equal Access	0
Relay Not Available 24 Hours a Day	0
Busy Signal/Blockage	0
Connect Time	0
Miscellaneous	0
Subtotal – Technical Related	3

CapTel Complaints/Inquiries

Type	Complaints
Service Complaints:	
Accuracy of Captions	1
Subtotal – Service	1

CapTel Complaints/Inquiries Continued

Technical Complaints:	
Carrier of Choice	0
Dialing/Incoming Calls Not Captioned	10
Dialing/Set up – Call Waiting	2
Dialing/Set up – Dialing Prefix	9
Dial Tone – Not Heard	2
Disconnect / Reconnect During Calls	0
Set up General	15
Set up Installation	7
Set up – Menu Procedures	1
Technical – Other General	3
Subtotal - Technical	49
Other	Inquiries
Consumer Education – General	33
Information	21
Referral	28
Compliments	6
Subtotal – Inquiries	88
Subtotal – Total Contacts	138

PART III

Review of the Availability of Diverse and Affordable Telecommunications Services to the People of Nebraska

1. Telecommunications Act of 1996

The Nebraska Public Service Commission implements key provisions of the 1996 Telecommunications Act (Act) that facilitate competition while maintaining quality and affordable service. Multiple factors contribute to increased consumer choice. First, competitive local exchange carriers (CLECs) create local competition. CLECs serve over 37 percent of the state's access lines, as compared to over 35 percent over the same period last year. Cable providers, primarily in the Omaha and Lincoln areas, serve nearly half of the market share attributed to CLECs. Second, wireless companies continue to increase their presence, now accounting for over 60 percent of the combined wireline and wireless market. The additional choice has not reduced access.

During the previous year, the Commission addressed numerous issues involving consumer choice, service quality, safety, distance learning, universal service, and emerging technologies such as VoIP (Voice over Internet Protocol). The list below includes some of the major issues addressed by the Commission in the last fiscal year:

C-3554 *In the Matter of the Commission, on its own motion, seeking to investigate whether the zones established in Docket C-2516 are appropriate in light of NUSF-26 findings and conclusions.*

The Commission opened this docket, on its own motion, to reevaluate the rate zone methodology set out in Docket C-2516 in light of the UNE-L zoning areas described in NUSF-26. On October 10, 2007, the Commission released an order to deaverage UNE rates into four UNE zones while creating a universal service porting mechanism to complement the zones. Qwest challenged this Order in the United States District Court for the District of Nebraska, which affirmed the Commission order. On December 29, 2009, the 8th Circuit Court of Appeals affirmed the District Court decision and remanded to the District Court with instructions to remand to the Commission for further proceedings as to how Qwest would implement the Order. Workshops were held to discuss the implementation of the October 10, 2007 Order, where it was agreed to give further consideration to the municipal tax code methodology suggested by Qwest. Qwest provided additional information regarding the mechanism to the Commission and the parties. In addition, a conference call was held July 27, 2010, to further discuss the mechanism. On September 15, 2010, the Commission held a hearing on the implementation methodology. On May 24, 2011, the Commission entered an order adopting Qwest's proposed municipal tax boundary methodology and required implementation to commence in September of 2011.

C-4145/
NUSF-74/
PI-147 *In the Matter of the Nebraska Public Service Commission, on its own motion, to conduct an investigation on intrastate switched access charge policies and regulation codified in Neb. Rev. Stat. Section 86-140.*

On February 24, 2009, the Commission opened an investigation and sought comment from interested parties on access charge policies and the minimum evidentiary criteria required under

Neb. Rev. Stat. Section 86-140 which governs access rate changes. The stated purpose of the investigation was to focus on overarching policy objectives and goals rather than specific instances or rates. Initial comments were received on April 23, 2009, with reply comments received on June 10, 2009. On November 3, 2009, the Commission released a proposed order, set a hearing on the proposed order and establishing post-hearing comment and reply comment opportunities for interested parties. A hearing was held on January 6, 2010. Post-hearing comments were received on February 16, 2010. Reply comments on the post-hearing comments were received on February 26, 2010. The Commission entered a final order with its opinions and findings regarding the policies and procedures of access charge proceedings on April 20, 2010. On May 3, 2010, AT&T and Sprint/Nextel filed a Motion for Rehearing and requested Oral Arguments on the joint Motion. Oral Arguments were heard before the Commission on May 12, 2010. Prior to the Commission issuing an order on the Motion for Rehearing, AT&T filed an Appeal of the order with the District Court on May 20, 2010. On February 24, 2011, the District Court entered an order with only one small modification of the Commission's Order. On March 28, 2011, AT&T appealed the District Court's decision to the Nebraska Court of Appeals. The Appeal is still pending.

C-4272 *In the Matter of the Nebraska Public Service Commission, on its own motion, to investigate practices related to network reliability and requirements government notification for service interruptions.*

On May 12, 2010, the Commission opened this docket in direct response to the April 1, 2010, Windstream service outage which interrupted wireline and wireless services in Lincoln and surrounding communities as well as the ability to reach emergency responders. The Commission held a workshop on July 13, 2010, to seek comment on several issues. On March 15, 2011, the Commission sought further comment on issues related to current and planned infrastructure improvement projects, how a carrier has dealt with weaknesses in reliability or redundancy in another carrier's network, definitional standards, changing reporting requirements to specifically describe outages affecting 911, what process is used to notify first responders and Public Safety Answering Points of an outage, and whether details provided in company notices should be modified. Comments have been received, and the docket remains open for further action.

C-4280 *In the Matter of the Application of Qwest Communications International, Inc., and CenturyLink, Inc. for Approval of Indirect Transfer of Control of Qwest Corporation and Qwest Communications Company, LLC, and Qwest LD Corp.*

On June 4, 2010, Qwest Communications International, Inc. and CenturyLink, Inc. filed a joint application to approve an indirect transfer of control of Qwest Corporation, Qwest Communications Company, LLC and Qwest LD Corp. to CenturyLink. Petitions of formal intervention were filed by Cox Communications and Charter Fiberlink-Nebraska, LLC. A hearing on the application was held on September 21, 2010. On January 4, 2011, the Commission approved the transfer of control application. The Commission's approval order required the merged entity to report service quality measurements to the Commission, honor existing interconnection agreements with competitive local exchange carriers, and invest at least \$10 million during the next five (5) years for broadband telecommunications services in unserved and underserved areas in Nebraska.

C-4317 *In the Matter of the Nebraska Public Service Commission, on its own motion, to investigate a network outage in CenturyLink's service area and to resolve any remaining network reliability issues.*

On November 9, 2010, the Commission opened this docket to investigate a June 28, 2010, service interruption by several CenturyLink subscribers in Morrill, Mitchell, Scottsbluff, Gering, Minatare, Bayard, Kimball, Potter, Chappell, Lewellen, Oshkosh and Broadwater. The outage interrupted toll service to the entire CenturyLink service area in addition to limiting other telecommunications service from Bayard and Broadwater, including 911 services. On January 20, 2011, the Commission held a public hearing in Scottsbluff with a video connection in Lincoln to gather information from affected consumers and entities to determine what corrective action, if any, CenturyLink should take. Based on testimony provided at the hearing, the Commission found that CenturyLink should provide the Commission with a written report detailing corrective actions to prevent or lessen the impact of any future outages, a notification plan for affected emergency and critical government personnel, as well as a separate notification plan for media outlets in affected communities.

C-4328/
PI-176 *In the Matter of the Nebraska Public Service Commission, on its own motion, to investigate issues related to the service quality associated with intrastate interexchange service including the origination, termination, and routing of interexchange calls.*

On February 1, 2011, the Commission opened a docket to investigate long distance service quality issues associated with intrastate interexchange service including the origination, termination, and routing of interexchange calls. The Commission has received complaints from customers reporting problems placing and receiving long distance toll calls. Further, staff has received reports from some local exchange carriers, of customer complaints they received reporting similar problems. Customers have stated to the Commission that long distance calls are either failing to connect to the called party or taking as long as 20 to 30 seconds to finally establish connection, at which point some called parties have already disconnected thinking the call had failed. On February 15, 2011, per Commission directive, Commission staff sent initial Data Requests seeking information on the long distance service quality issues experienced by customers. On May 17, 2011, the Commission held a workshop to discuss the findings of the first data request and seek more information regarding the issues.

Based on the information received in the first data request and at the workshop, on June 15, 2011, at the direction of the Hearing Officer, Commission staff issued another set of data requests to all local exchange, wireless and interexchange carriers seeking more specific information on the issues. Responses were due by July 15, 2011. The investigation is pending.

C-4153/
PI-148 *In the Matter of the Nebraska Public Service Commission, on its own motion, to investigate Windstream Nebraska, Inc.'s tariff provision regarding non-proration of charges billed one month in advance when a customer initiates account action.*

Rule and Reg
No. 172 *In the Matter of the Commission, on its own motion, seeking to amend Title 291, Chapter 5, Telecommunications Rules and Regulations, to add rules regarding customer billing practices.*

On March 17, 2009, the Commission opened an investigation to review a tariff provision filed by Windstream Nebraska, Inc. (Windstream). The new provision modified the billing practices of Windstream and provided that Windstream would not prorate charges or provide credit for any partial periods when customers initiate service, or when a customer changes, adds or terminates their service on a date prior to the last day of their billing cycle.

The Commission held a workshop in the investigation on April 9, 2009. In an order issued on May 12, 2009, the Commission found that a rule or regulation mirroring the industry standard practice of prorating customer bills upon initiation, changes, or termination of service would be in the public interest and closed the docket. Accordingly, on May 19, 2009, the Commission initiated Rule and Regulation No. 172 to address the issues raised in the investigation. Interested parties were given until June 30, 2009, to file written comments. A workshop on the proposed rules was held on August 6, 2009. A second set of proposed rules were issued on September 1, 2009. Interested parties were given until October 12, 2009, to file written testimony or comments. A hearing was held on the proposed rules on October 19, 2009. The Commission issued an order adopting a final set of rules on November 24, 2009. The rules were approved by the Governor and became effective on June 12, 2010.

On June 10, 2010, Windstream and Windstream of the Midwest, Inc., filed an action for Declaratory and Injunctive Relief in District Court. The Commission agreed to stay the rule pending judicial review. On June 9, 2011, the District Court entered an order invalidating the portion of the Commission billing rules requiring proration of customer bills upon termination of service.

Rule and Reg. *In the Matter of the Commission, on its own motion, seeking to amend Title 291, No. 177 Chapter 5, Telecommunications Rules and Regulations, to adopt rules regarding filing of agreements containing terms for provision of regulated telecommunication services at rates or charges different from the rates and charges for such services contained in a carrier's tariff on file with the Commission.*

On January 10, 2010, the Commission opened an investigation into agreements and/or contracts between carriers operating in Nebraska, not filed with the Commission, to provide intrastate access services at rates, terms and conditions, other than those contained in a carrier's official tariff filed with the Commission. (see C-4238/PI-157).

During the hearing on Formal Complaints between OrbitCom and AT&T, (see FC-1332/FC-1335 above) the Commission received testimony regarding an unfiled or "non-tariffed" agreement between OrbitCom and AT&T. The Commission further received evidence that other such agreements exist and are operational in Nebraska. The agreements are purportedly kept confidential from the Commission, as well as other competing carriers in the market.

The Commission ordered that a data request be sent to all local exchange and interexchange carriers operating in Nebraska seeking information regarding unfiled agreements for intrastate access services at rates, terms and conditions other than those contained in tariffs filed with the Commission. On February 22, 2010, data requests were sent to local and interexchange carriers in Nebraska. Responses were due on or before March 31, 2010.

Based on the comments and information received in response to the Commission's data request, the Commission entered an order on August 31, 2010, finding there is confusion and disagreement regarding Commission policy and requirements in Nebraska regarding access agreements and contracts for services outside of a carrier's filed tariff. The Commission directed a rulemaking proceeding addressing tariff filings and agreements/contracts for tariffed services outside of a tariff be initiated.

On September 8, 2010, the Commission opened Rule and Regulation No. 177 to adopt rules regarding filing of agreements containing terms for provision of access services at rates or charges different from the rates and charges for such services contained in a carrier's tariff on file with the Commission. The Commission released a first set of proposed rules and regulations and requested comments from interested parties. Based upon the comments received, revisions to the proposed rules were made and a second set of proposed rules and regulations were released for comment and a hearing scheduled.

On February 24, 2011, two District Court opinions were issued in two appeals dealing with issues surrounding access rate regulation by the Commission. (see Docket FC-1332/FC-1335 and Docket C-4145/NUSF-74/PI-147). Due to the District Court orders concerning access regulation, the Commission entered an order on April 26, 2011, finding broader more comprehensive rules regarding access regulation would be more efficient, and a more coherent and consistent discussion of access rate policy preferable. Therefore, the Commission ordered Rule and Regulation No. 177 be closed and new rules and regulations including rules similar to those drafted in Rule and Regulation No. 177 be drafted outlining more comprehensive Commission access rate policies and procedures.

Rule and Reg. No. 178 *In the Matter of the Commission, on its own motion, seeking to amend Title 291, Chapter 5, Telecommunications Rules and Regulations, to adopt rules regarding intrastate switched access regulation.*

On April 26, 2011, the Commission opened a rulemaking to adopt rules regarding intrastate switched access regulation. The Commission released a first set of proposed rules and requested comments from interested parties. The rules contained similar rules to the proposed rules in Rule and Regulation No. 177. Based upon the comments received, revisions to the proposed rules were made and a second set of Proposed Rules and Regulations was released for comment on August 16, 2011, with comments due September 30, 2011.

FC-1332 *In the Matter of the Formal Complaint of Orbitcom, Inc., Sioux Falls, South Dakota, seeking a determination that AT&T Communications of the Midwest, Inc., Denver, Colorado, failed to pay intrastate access charges billed by Orbitcom in accordance with Orbitcom's intrastate switched access tariff.*

FC-1335 *In the Matter of the Formal Complaint of AT&T Communications of the Midwest, Inc., Denver, Colorado, seeking a determination that OrbitCom, Inc., Sioux Falls, South Dakota, failed to negotiate Intrastate Access Charges and that OrbitCom's tariffed Intrastate Switched Access Rates are unfair and unreasonable.*

On February 27, 2009, a Formal Complaint was filed with the Commission by OrbitCom, Inc. (OrbitCom), seeking a determination that AT&T Communications of the Midwest, Inc. (AT&T), failed to pay for intrastate access services provided by OrbitCom and billed to AT&T in accordance with OrbitCom's Nebraska Switched Access Services Tariff. The Formal Complaint was docketed by the Commission as Application No. FC-1332.

On April 30, 2009, AT&T filed a Formal Complaint against OrbitCom with the Commission, which was docketed as Application No. FC-1335, alleging OrbitCom's intrastate access rates contained in its Nebraska tariff were not negotiated and are not fair and reasonable pursuant to Nebraska law. AT&T further requested a Commission review of OrbitCom's intrastate access rates. On May 1,

2009, AT&T filed a Motion to Consolidate the Formal Complaint proceedings pursuant to the Commission's Rules of Procedure. The Commission granted the Motion to Consolidate in an order issued on May 12, 2009.

A hearing was held on September 16, 2009. The Commission issued an order on November 10, 2009, dismissing AT&T's complaint and request for a review of OrbitCom's intrastate access rates and sustaining OrbitCom's complaint, finding OrbitCom had a valid and effective Switched Access Services tariff in Nebraska and had been billing AT&T for access services pursuant to its Nebraska tariff and AT&T should pay the outstanding balance due OrbitCom for such services rendered from April 2008. The Commission further found an investigation into unfiled, off-tariff, agreements between carriers to provide access services at other than tariffed rates should be initiated.

On December 10, 2009, AT&T filed an appeal of the Commission's order in District Court. The Commission's order was stayed by the court pending the outcome of the appeal. On February 24, 2011, the District Court entered an order reversing the Commission's order and remanding the complaint back to the Commission for the Commission to conduct a review of OrbitCom's access rates pursuant to *Neb. Rev. Stat.* § 86-140. On March 25, 2011, OrbitCom filed an appeal of the District Court's decisions with the Nebraska Court of Appeals. Subsequently, on May 25, 2011, OrbitCom filed a motion to withdraw its appeal with the Court of Appeals. The Court of Appeals granted OrbitCom's motion and dismissed the appeal on June 13, 2011.

Therefore, pursuant to the District Court's February 24, 2011 order, the above-captioned matter was remanded to the Commission for further proceedings. The proceeding is pending in front of the Commission.

FC-1339 *Qwest Communications Company, LLC, AT&T Communications of the Midwest, Inc., and TCG Omaha, Complainants v. Cox Nebraska Telecom, LLC, Respondent.*

On September 14, 2009, Qwest Communications Company, LLC, AT&T Communications of the Midwest, Inc. and TCG Omaha filed a Formal Complaint and Application for Review of Charges against Cox Nebraska Telecom, LLC. On October 5, 2009, Cox filed its Answer and Affirmative Defenses and a Motion to Dismiss the complaint. On October 30, 2009, Qwest and AT&T filed a Joint Response to Cox's Motion to Dismiss.

On October 15, 2009, the Hearing Officer entered an order granting a Petition for Formal Intervention by MCI Communications Services, Inc. d/b/a Verizon Business Services. On October 26, 2009, the Hearing Officer granted the Petition for Informal Intervention filed by the Rural Independent Companies.

On November 16, 2009, a Joint Motion to Stay the complaint was filed by AT&T, Qwest, and Cox, with the knowledge and consent of Verizon. The parties request the stay due to the Commission's Order issued on November 3, 2009, in Docket C-4145/NUSF-74/PI-147, the Commission's investigatory docket exploring intrastate access rate policies and procedures (see above). The parties maintained the final disposition of Docket C-4145 proceeding could directly impact the outcome of the issues raised in the complaint and requested a stay of the complaint pending the outcome of the C-4145 proceeding.

FC-1346 *In the Matter of the Formal Complaint of Great Plains Communications, Inc. and Great Plains Broadband, Inc., Blair, v. Sprint Communications Company, L.P., Overland Park, Kansas, alleging failure to pay for intrastate switched access services.*

FC-1347 *In the Matter of the Formal Complaint of Sprint Communications Company, L.P., Overland Park, Kansas, v. Great Plains Communications, Inc. and Great Plains Broadband, Inc., Blair, alleging unfair and unreasonable intrastate switched access rates and inefficient network architecture.*

On September 17, 2010, a Formal Complaint was filed with the Commission by Great Plains Communications, Inc. and Great Plains Broadband, Inc. against Sprint Communications Company, L.P. and docketed as Application No. FC-1346. An answer was timely filed by Sprint. On November 8, 2010, Sprint filed a Formal Complaint against Great Plains with the Commission that was docketed as Application No. FC-1347. An answer was timely filed by Great Plains.

On November 10, 2010, the Hearing Officer issued an order granting Sprint's Motion to Consolidate the above-captioned proceedings pursuant to Commission Rules of Procedure.

A planning conference was held in the above-captioned docket on November 16, 2010, and the Hearing Officer issued an order adopting a procedural schedule for the above-captioned docket on November 18, 2010. The procedural schedule was amended by the Hearing Officer in an order issued on January 3, 2011. A hearing was scheduled for April 12 and April 13, 2011.

On February 2, 2011, a Statement of Satisfaction was filed by Great Plains. On February 3, 2011, a Statement of Acceptance and Motion to Dismiss the complaints was filed by Sprint. On February 7, 2011, a Letter Agreement was filed by the parties with the Commission. The letter stated that Great Plains and Sprint had reached a confidential settlement agreement and resolved the matters presented in Application Nos. FC-1346 and FC-1347. Therefore, both parties requested the complainants be dismissed. On February 8, 2011, the Commission entered an order dismissing the complaints.

FC-1348 *In the Matter of the Formal Complaint of AT&T Communications of the Midwest, Inc., Denver, Colorado, v. Arapahoe Telephone Company, Arapahoe; Benkelman Telephone Company, Inc., Benkelman; Cambridge Telephone Company, Cambridge; Cozad Telephone Company, Cozad; Diller Telephone Company, Diller; Eastern Nebraska Telephone Company, Blair; Great Plains Communications, Inc., Blair; Hartington Telecommunications Company, Inc., Hartington; Hartman Telephone Exchanges, Inc., Benkelman; Henderson Cooperative Telephone Company, Henderson; Hershey Cooperative Telephone Company, Hershey; Hooper Telephone Company, Hooper; Northeast Nebraska Telephone Company, Jackson; Rock County Telephone Company, Blair; Southeast Nebraska Communications, Inc., Falls City; Three River Telco, Lynch; and Wauneta Telephone Company, Benkelman; alleging unfair and unreasonable intrastate switched access rates and inefficient network architecture.*

FC-1350 *In the Matter of the Formal Complaint Cambridge Telephone Company, Cambridge, Nebraska, v. AT&T Communications of the Midwest, Inc. a/k/a AT&T, Olathe, Kansas, alleging failure to pay for intrastate switched access services.*

- FC-1351 *In the Matter of the Formal Complaint Eastern Nebraska Telephone Company, Blair, Nebraska, v. AT&T Communications of the Midwest, Inc. a/k/a AT&T, Olathe, Kansas, alleging failure to pay for intrastate switched access services.*
- FC-1352 *In the Matter of the Formal Complaint Great Plains Communications, Inc., Blair, Nebraska, v. AT&T Communications of the Midwest, Inc. a/k/a AT&T, Olathe, Kansas, alleging failure to pay for intrastate switched access services.*
- FC-1353 *In the Matter of the Formal Complaint Hartington Telecommunications Company, Inc., Hartington, Nebraska, v. AT&T Communications of the Midwest, Inc. a/k/a AT&T, Olathe, Kansas, alleging failure to pay for intrastate switched access services.*
- FC-1354 *In the Matter of the Formal Complaint Hooper Telephone Company, Remsen, Iowa, v. AT&T Communications of the Midwest, Inc. a/k/a AT&T, Olathe, Kansas, alleging failure to pay for intrastate switched access services.*
- FC-1355 *In the Matter of the Formal Complaint Northeast Nebraska Telephone Company, Jackson, Nebraska, v. AT&T Communications of the Midwest, Inc. a/k/a AT&T, Olathe, Kansas, alleging failure to pay for intrastate switched access services.*
- FC-1356 *In the Matter of the Formal Complaint Rock County Telephone Company, Blair, Nebraska, v. AT&T Communications of the Midwest, Inc. a/k/a AT&T, Olathe, Kansas, alleging failure to pay for intrastate switched access services.*

On November 17, 2010, a Formal Complaint was filed with the Commission by AT&T Communications of the Midwest, Inc. against Arapahoe Telephone Company; Benkelman Telephone Company, Inc.; Cambridge Telephone Company; Cozad Telephone Company; Diller Telephone Company; Eastern Nebraska Telephone Company; Great Plains Communications, Inc.; Hartington Telecommunications Company, Inc.; Hartman Telephone Exchanges, Inc.; Henderson Cooperative Telephone Company; Hershey Cooperative Telephone Company; Hooper Telephone Company; Northeast Nebraska Telephone Company; Rock County Telephone Company; Southeast Nebraska Communications, Inc.; Three River Telco; and Wauneta Telephone Company. The Formal Complaint was docketed by the Commission as Application No. FC-1348.

On January 4, 2011, the Commission entered an order dismissing Arapahoe Telephone Company, Benkelman Telephone Company, Inc., Cozad Telephone Company, Diller Telephone Company, Hartman Telephone Exchanges, Inc., Henderson Cooperative Telephone Company, Hershey Cooperative Telephone Company, and Wauneta Telephone Company from FC-1348 as they had reached agreement with AT&T and all parties had requested dismissal. Answers were timely filed by the remaining Respondents.

On January 18, 2011, the Hearing Officer entered an order granting informal interventions to Sprint Communications Company, L.P. d/b/a Sprint and MCI Communications Services, Inc. d/b/a Verizon Business Services. The Commission entered an order on March 1, 2011, dismissing Southeast Nebraska Communications, Inc. and Three Rivers Telco from FC-1348.

On February 4, 2011, formal complaints were filed with the Commission by Cambridge Telephone Company, Eastern Nebraska Telephone Company, Great Plains Communications, Inc., Hartington Telecommunications Company, Inc., Hooper Telephone Company, Northeast Nebraska Telephone Company, and Rock County Telephone Company, against AT&T. Those complaints were docketed as Docket Nos. FC-1350 through FC-1356. AT&T timely filed answers in all seven of the complaints. On May 2, 2011, the Hearing Officer entered an order consolidating FC-1348 and FC-1350 through FC-1356 complaints finding them to be factually and legally related.

The Commission entered an order on July 11, 2011, dismissing Hartington Telecommunications Company, Inc. and Hooper Telephone Company from the complaint proceeding.

The following Respondents remain in the complaint: Cambridge Telephone Company, Eastern Nebraska Telephone Company, Great Plains Communications, Inc., Northeast Nebraska Telephone Company, and Rock County Telephone Company. A hearing in Docket Nos. FC-1348, FC-1350-1352, FC-1355-1356, is scheduled for October 4 - 7, 2011.

FC-1349 *In the Matter of the Formal Complaint of Sprint Communications Company LP, Overland Park, Kansas, v. Arapahoe Telephone Company, Arapahoe; Benkelman Telephone Company, Inc., Benkelman; Cambridge Telephone Company, Cambridge; Cozad Telephone Company, Cozad; Diller Telephone Company, Diller; Hartman Telephone Exchanges, Inc., Benkelman; Henderson Cooperative Telephone Company, Henderson; Hershey Cooperative Telephone Company, Hershey; Southeast Nebraska Communications, Inc., Falls City and Wauneta Telephone Company, Benkelman; alleging unfair and unreasonable intrastate switched access rates and inefficient network architecture.*

On December 14, 2010, Sprint Communications Company, L.P. filed a Formal Complaint against Arapahoe Telephone Company; Benkelman Telephone Company, Inc.; Cambridge Telephone Company; Cozad Telephone Company; Diller Telephone Company; Hartman Telephone Exchanges, Inc.; Henderson Cooperative Telephone Company; Hershey Cooperative Telephone Company; Southeast Nebraska Communications, Inc.; and Wauneta Telephone Company, alleging unfair and unreasonable intrastate switched access rates and inefficient network architecture. The Commission docketed the complaint as Application No. FC-1349.

On December 29, 2010, January 18, and January 26, 2011, the Hearing Officer entered orders granting motions to expand the time for response to the Formal Complaint. On February 7, 2011, Arapahoe Telephone Company, Benkelman Telephone Company, Inc., Cozad Telephone Company, Diller Telephone Company, Hartman Telephone Exchanges, Inc., Henderson Cooperative Telephone Company, Hershey Cooperative Telephone Company, and Wauneta Telephone Company filed Statements of Satisfaction with the Commission. On February 11, 2011, Sprint filed a Statement of Acceptance and Motion to Dismiss. On February 23, 2011, the Commission entered an order dismissing complaint FC-1349 in part.

On March 7, 2011, the two remaining Respondents, Cambridge Telephone Co. and Southeast Nebraska Communications, Inc. filed Statements of Satisfaction with the Commission and Sprint filed a Statement of Acceptance and Motion to Dismiss the complaint. The Commission entered an order on March 8, 2011, granting the motion and dismissing the complaint.

2. Local Competition

A. Competitive Local Exchange Carriers

The following companies received new authority during the 2010-2011 fiscal year to provide local service in the corresponding territories in Nebraska:

Carrier	Territory to be Served	Granted Authority
Midwestern Telecommunications, Inc.	Qwest and Statewide	12/7/10
WiMacTel, Inc.	Qwest and Statewide	1/19/11
Cincinnati Bell Any Distance, Inc.	Statewide	3/8/11

There are currently 100 carriers that have received Certificates of Public Convenience and Necessity to provide competitive local exchange services in Nebraska; however, not all carriers are currently offering local service in Nebraska.

B. Interconnection Agreements

Under the Telecommunications Act of 1996, a company wanting to compete with a local exchange carrier (LEC) needs to enter into an interconnection agreement with the LEC in whose territory it wishes to offer service. A company may reach an interconnection agreement with a LEC in one of three ways: 1) It may voluntarily negotiate an interconnection agreement; 2) Request adoption of a Commission-approved interconnection agreement in accordance with Section 252(i) of the Act; or 3) Ask for mediation or arbitration if voluntary negotiations are not successful at reaching a mutually-acceptable interconnection agreement. All interconnection agreements that have been approved by the Commission can be found on the Commission's website at psc.nebraska.gov. The agreements are divided into the following three categories: 1) Voluntarily-negotiated; 2) Section 252(i) and 3) Arbitrated.

3. Service Testing & Outage Report

The Commission ensures Nebraskans are receiving quality telecommunications service by periodically reviewing performance data provided by telecom carriers and by monitoring consumer complaints for indications of potential problems requiring further investigation. All local exchange carriers are using digital switches designed to perform a series of self-diagnostic tests, which makes the monitoring and identification of service quality issues much easier. The Commission's technical staff offers assistance in identifying the source of service problems and is available to assist in resolving service complaints from consumers across the state.

The current service quality standards in the Commission's Telecommunications Rules and Regulations were developed for traditional copper based switched circuit technology. The Commission staff is conducting the final review of the existing service quality rules and will propose changes intended to update the rules consistent with current technologies.

Reports are required to be filed with the Commission by local exchange carriers when service outages are experienced. The report provides the date and time of the outage, the geographic area affected, the cause of the outage, if known, and an estimate of the access lines

affected. Within five days of clearing the trouble, a final report must be filed showing the number of customer trouble reports received related to the outage and the corrective action taken. The following tables show the number of service outages by type, the total number of outages, access lines affected and the average number of access lines affected per outage as reported by carriers for the last ten years:

Historical Outage Causes

	Cable Cuts	Telephone Equipment Malfunction	Weather	Accidental	Maintenance	Unknown
2000-2001	60	22	5	4	12	70
2001-2002	47	30	3	2	6	40
2002-2003	31	29	5	5	0	28
2003-2004	42	26	2	2	3	23
2004-2005	18	23	2	1	1	8
2005-2006	87	37	5	7	2	6
2006-2007	94	35	12	5	1	2
2007-2008	72	40	9	3	1	2
2008-2009	79	43	5	7	8	1
2009-2010	51	29	30	6	1	5
2010-2011	76	38	12	0	0	4

Historical Access Lines Affected

	Total Service Outages	Total Affected Access Lines	Average Number of Access Lines Affected per Outage
2000-2001	173	300,276	1,746
2001-2002	127	280,447	2,208
2002-2003	100	201,659	1,027
2003-2004	98	103,571	1,057
2004-2005	63	75,175	1,193
2005-2006	144	88,969	618
2006-2007	149	71,869	482
2007-2008	127	62,641	493
2008-2009	143	77,260	540
2009-2010	123	116,656	948
2010-2011	133	109,990	827

4. Telecommunications Relay Services

Telecommunications Relay Services (TRS) was created by Title IV of the Americans with Disabilities Act of 1990 (ADA). TRS allows a person who has a hearing or speech disability to access the nation's telephone system to communicate with voice telephone users through a relay provider and a communications assistant (CA). Such a definition includes services that enable two-way communication between an individual who uses a text telephone (TTY or TT) or other non-voice terminal device and an individual who does not have such a device. Communications Assistants (CAs) transmit (i.e. "Relay") written communication from a text telephone or other non-voice terminal device to a person using a standard telephone. The person using the standard telephone speaks to the CA who transmits the message to the hearing impaired individual.

Nebraska relay is funded through a monthly surcharge on all telephone numbers or functional equivalent, including wireless lines. Historically, since 1991, the surcharge has been authorized between a high and low range of ten to three cents, with the rate predominately set between the seven and five cent range. For the July 1, 2011, assessment year ending June 30, 2012, the surcharge remains at its current five-cent level.

The definition of TRS applies to the following forms of TRS and their descriptions follow:

- 1) **Video Relay Services (VRS):** VRS is a form of TRS that allows the VRS user with hearing or speech disabilities to access the nation's telephone system and communication in American Sign Language (ASL) by using a video-to-video link, with a communications assistant, rather than through text. VRS service presently requires a broadband internet connection;
- 2) **Internet Protocol Relay (IP):** IP relay is a form of TRS that allows individuals with hearing or speech disabilities to communicate in text messages via a computer (or other web-enabled device), rather than with a text telephone (TTY) and the Public Switched Telephone Network (PSTN);
- 3) **Speech to Speech (STS):** This form of TRS is used by an individual with a speech disability. A CA, who is specially trained in understanding a variety of speech disorders, repeats what the caller says in a manner that makes the caller's words clear and understandable to the called party. Speech to Speech relay does not require any specialized equipment;
- 4) **Shared Non-English Language Relay Services:** Due to the predominance of Spanish speakers in the United States, the FCC mandates interstate TRS providers to offer Spanish-to-Spanish relay. Although Spanish language relay is not required intrastate (within a state), Nebraska offers both Spanish-to-Spanish as well as Spanish-to-English relay;
- 5) **Captioned Telephone Service:** This service, like VCO, is used by persons with a hearing disability but some residual hearing. The service utilizes a special telephone that has a text screen to display the captions of what the other party to the conversation is saying. A captioned telephone allows the user, on one line, to speak directly to the called party and to simultaneously listen and view what the other party is saying. There is also a "two-line" version that allows custom calling features, such as call-waiting, *69, call forwarding, and direct dialing for 911 emergency service. Unlike traditional relay (in which the CA is typing what the called party says, the CA repeats or re-voices what the called party says. Speech recognition technology transcribes the CA's voice to text, which is transmitted to the captioned telephone text display;
- 6) **IP Captioned Telephone Service:** Internet Protocol captioned telephone service, one of the newest forms of TRS, combines element of IP Relay and captioned telephone. This service uses the internet – rather than the telephone network – to provide the link and captions between the caller with a hearing disability and the CA. Users make/receive calls with any telephone and view captions of the call in an Internet browser on a computer;
- 7) **Traditional TRS:** Generally, Text-to-Voice TTY-based, VCO (Voice Carry Over) and HCO (Hearing Carry Over) services come under this category. VCO allows a person with a hearing disability to speak directly to the caller party and receive responses in text from the CA. HCO allows a person with a speech disability to listen to the called party and type his/her part of the conversation on a TTY.

In 1995, the Legislature created the Nebraska Specialized Telecommunications Equipment Program (NSTEP) which enables qualifying deaf, hard-of-hearing and/or speech-impaired citizens to obtain specialized telecommunications equipment at no expense, subject to certain program restrictions. Funded by the Relay Surcharge, expensive telecommunications equipment, such as text telephones, amplifiers, signaling devices and speech-generating devices have been made available to deaf, hard-of-hearing and/or speech-impaired consumers. For the fiscal year ending June 30, 2011, \$235,840 was expended in the program compared to \$320,711 for the previous period. Households served in the fiscal year ending June 30, 2011, total 865 as compared to 1,082 for the previous period.

State Issues Impacting Telecommunications Relay Services

- 1) CapTel Outreach Campaign. In February – May 2011, Sprint launched an outreach campaign promoting general awareness of CapTel service. TV media was used targeting the Lincoln & Hastings-Kearney, North Platte and Omaha markets.
- 2) The March, 2011 Order (C-4332) setting the surcharge for the fiscal year July 1, 2011, through June 30, 2012, resulted in the surcharge being retained at its current five-cent rate.
- 3) Service Outages. No outages across the Sprint network affected users of Nebraska traditional relay. However, the following service outages/disruptions affected CapTel service users;
 - a. On December 12, 2010, many areas of Wisconsin, especially the Madison area, experienced blizzard conditions causing high answer times due to staffing issues;
 - b. On December 20, 2010, a problem with the Automatic Call Distributor (ACD) resulted in a disruption of service. CapTel worked with the ACD supplier's technical support personnel to identify the problem and a software patch was necessary to correct the problem. Longer than normal answer times were experienced.
 - c. On December 26, 2010, an unanticipated spike in calls between 8 a.m. and 2 p.m. resulted in longer than usual answer times.
 - d. On February 2, 2011, the CapTel had an average speed of answer at 45.09 seconds. The State of Wisconsin declared a State of Emergency due to weather conditions. Both centers (Madison and Milwaukee) were still in operation.
- 4) Beginning with the October 2010 remittance period, the Commission implemented a late filing and administrative fine policy for TRS remitters. The following policies shall be adhered to regarding timely filing of remittances;
 - The TRS surcharge remittance will be considered late when it is filed after the 30th day of the month following the remittance period in which the surcharges were collected;
 - In the event the 30th day falls on a weekend or holiday, the remittance shall be due the next business day;

- Carriers with monthly remittances of less than \$25 may elect to remit on a quarterly or annual basis;
 - The remittance period for annual remittances shall run July 1, through June 30, with the surcharge remittance due on July 30 annually;
 - A carrier must notify the Commission in writing (or email), prior to the remittance period, of its election to remit quarterly or annually.
- 5) A Request for Proposal (RFP) was issued April 28, 2011, for the purpose of seeking a qualified contractor to provide audits of TRS remittances and compliance with applicable TRS Rules and Regulations. As a result of the recommendation by the evaluation committee, the Commission approved Hurlbert CPA to provide these audits beginning in the September, 2011 timeframe. Twenty one carriers will be audited.

Federal Issues Impacting Telecommunications Relay Services

A number of issues impacting CG (Consumer and Governmental Affairs Bureau) Docket No. 03-123 (“*Telecommunications Relay Services and Speech-to-Speech Services for Individuals with Hearing and Speech Disabilities*”) and the new docket CG Docket No. 10-51 which applies to the “*Structure and Practices of the Video Relay Service Program*” (and other matters) are as follows:

- 1) In its *Order released June 30, 2011*, the FCC adopts per-minute compensation rates from the Interstate Telecommunications Relay Services Fund for each of the forms of relay services for the July 1, 2011, through June 30, 2012. These rates are as follows:
- a) For VRS; \$6.2390 for Tier I, \$6.2335 for Tier II, and \$5.0668 for Tier III;
 - b) \$1.8611 for interstate traditional TRS;
 - c) \$2.9921 for Speech-to-Speech (STS);
 - d) \$1.7630 for Captioned Telephone Service (CTS) and Internet Protocol (IP) CTS and;
 - e) \$1.2920 for IP Relay.

It should be noted that the rates for VRS are interim rates until the Commission completes its evaluation of VRS rates and compensation methodology as part of the *2010 VRS NOI* proceeding.

- 2) States and Telecommunications Relay Services providers were required to submit their annual consumer complaint log summaries for the 12-month period ending May 31, 2011, on or before July 1, 2011. The FCC requires state TRS programs to maintain a log of consumer complaints that allege violations of the federal TRS mandatory minimum standards. The Public Service Commission satisfied this requirement by the deadline. A copy of this complaint summary is available by contacting the PSC or accessing the FCC’s website.
- 3) VRS Reform and Rate Proceedings:
- a) In June 2010, the Commission released the *2010 VRS NOI* as a means of taking a fresh look at the fundamental structure of the VRS program,

including possible rule changes that will affect how VRS providers are compensated;

b) On April 6, 2011, the FCC released an *Order* adopting a number of rules to eliminate VRS fraud, waste and abuse in the VRS industry. Highlights of these rules are as follows;

- 1) Location of VRS Call Centers. The Commission declined to adopt a rule requiring VRS call centers to be located in the United States. Concerns over possible violations of international trade agreements and Commission concurrence that VRS providers can impose effective controls resulted in this decision. Locations of these centers will be required to be reported twice a year;
- 2) VRS CAs Working From Their Homes. Because of the lack of supervision, confidentiality and other concerns, VRS CAs are not permitted to provide VRS service from their homes;
- 3) VRS CA Compensation. Any arrangement that VRS CAs, either individually or as a group are prohibited from receiving compensation, being given preferential work schedules, or benefiting in any way based on the number of minutes or calls that they relay;
- 4) Procedures for Suspension of Payment. The Fund administrator can delay or deny payments to a TRS provider if adequate verification of payment is not made by request. Due process procedures were also established;
- 5) International VRS Calls. VRS calls that originate with Internet connections from international IP addresses will not be compensated, regardless of where those calls terminate. The general prohibition does not apply to a) VRS calls initiated by voice callers outside the United States calling a deaf user physically located in the United States or b) VRS calls with IP addresses associated with a registered ten-digit number within the United States terminating outside the United States;
- 6) Use of Privacy Screens; Idle Calls. A VRS CA is prohibited from enabling privacy screens from their side of the call at any time;
- 7) Provider-Involved Remote Training. When a provider is involved in remote training of CAs, such VRS calls to such training sessions are not reimbursable from the Fund. Training sessions can include classroom lesson, tutorial, seminar, speaker's conference or any other event to which an individual connects from a remote distance via telephone or Internet-based connection;
- 8) Ineligible Providers; Revenue Sharing Schemes. This rulemaking requires certification of VRS providers; prohibits an eligible provider to engage in third-party arrangements to provide VRS CAs or call center functions (including call distribution, routing, call setup, mapping, call features or any other function) unless that third party is also an eligible provider.

c) On April 15, 2011, a *VRS Rate NPRM* was initiated to refresh and further develop the record in response to the *June 2010 VRS NOI*. The April 15 proceeding sought further comments on the VRS market structure and compensation methodology.

4) On April 6, 2011, the Commission adopted rules to establish the National Deaf-Blind Equipment Distribution Program (NDBEDP) pilot program in accordance with the

Twenty-First Century Communications and Video Accessibility Act of 2010 (CVAA). The Act was signed into law by President Obama on October 8, 2010. The Act requires the Commission to take measures to ensure that people with disabilities have access to emerging communications technologies. The CVAA added a new section to the Communications Act of 1934 which requires the Commission to establish eligibility criteria for states desiring to partner with the FCC for the distribution of specialized customer premises equipment (CPE) for low-income individuals who are deaf-blind. The intent of the pilot program is to ensure equipment provided under the program provides access to telecommunications service, Internet access and other advanced communications services to deaf-blind individuals.

The Commission will oversee the pilot program for two years, beginning as soon as possible but no later than July 1, 2012.

- 5) A *Notice of Proposed Rulemaking* was initiated March 3, 2011, “*In the matter of Contributions to the Telecommunications Relay Services Fund.*” The CVAA Act added new category in Section 715 of VoIP providers who must contribute to the TRS Fund: providers of “non-interconnected VoIP service.” The Commission sought comment on defining of this service and other issues regarding *de minimis* contributions, registration and reporting requirements.
- 6) On March 7, 2011, the Commission awarded a contract to Rolka Loube Saltzer Associates, LLC to administer the Interstate TRS fund beginning July 1, 2011.
- 7) In the *FCC Enforcement Advisory* released February 16, 2011, the Commission reminds internet-based telecommunications relay service providers of emergency calling requirements. In summary;
 - a) Internet-based (includes IP and VRS relay) providers must transmit all 911 calls, including the ANI (generally, the caller’s 10-digit number, the caller’s registered location, the name of the Internet-based TRS provider, and the communications assistant’s (CA’s) identifier to the public safety answering point (PSAP) or other appropriate local emergency authority that serves the caller’s registered location;
 - b) Priority must be given to emergency calls placed to IP-based providers over non-emergency calls;
 - c) Internet-based providers must route all 911 calls through the use of ANI, and, if necessary pseudo-ANI, via the dedicated wireline 911 network to the PSAP, or other local emergency authority;
 - d) If the Internet-based TRS is capable of being used from more than one location, the provider must provide a means for the user in updating their registered location profile;
 - e) If one or more legs of the emergency call are disconnected, the Internet-based provider is required to re-establish contact with the TRS user and/or the appropriate PSAP or other local emergency authority.

The following table displays selected historical statistics that reflect the operation of the Nebraska Relay System and Nebraska Specialized Telecommunications Equipment Program:

A. Telecommunications Relay Service

Historical Statistics (Session Minutes/CapTel Conversation Minutes)

	Monthly Activity Cost											
	Total	Ave Call	Total			CapTel	TRS Prg.	Total	Equip. Prg.	Total		
	Calls	Length	Minutes	Interstate	Intrastate	Intrastate	CapTel	TRS	CapTel	Equipment	Srchrg	Srchrg
	(Outbound)	(Outbound)	Of Use	Minutes	Minutes	CM	(\$Amt.)	Program	(\$Amt.)	Program	Revenue	Rate
Jul-06	15,021	4.50	69,916	10,040	59,876	8,165	11,839	65,428	0	937	95,721	\$0.05
Aug-06	16,294	4.26	71,781	9,432	62,349	8,277	12,001	67,803	5,187	67,654	94,204	\$0.05
Sep-06	13,602	4.45	62,933	8,790	54,143	8,553	12,402	60,860	2,793	38,388	92,098	\$0.05
Oct-06	13,629	4.54	64,171	9,661	54,510	10,350	15,008	63,794	798	15,264	92,819	\$0.05
Nov-06	13,085	4.85	65,578	9,431	56,148	10,443	15,142	65,394	1,661	45,437	92,893	\$0.05
Dec-06	13,496	4.63	64,760	10,008	54,752	10,733	15,563	64,566	1,596	31,865	92,519	\$0.05
Jan-07	14,868	4.70	71,813	10,589	61,224	10,783	15,635	70,430	798	22,399	93,529	\$0.05
Feb-07	12,768	4.76	62,553	9,616	52,936	9,744	14,129	61,507	0	20,974	94,544	\$0.05
Mar-07	14,055	4.56	66,143	9,936	56,207	10,547	15,293	65,598	3,192	16,208	93,565	\$0.05
Apr-07	12,554	4.68	60,962	8,820	52,142	9,805	14,218	60,885	798	2,971	95,793	\$0.05
May-07	13,690	4.41	62,705	10,216	52,489	11,270	16,341	63,319	0	28,060	92,885	\$0.05
Jun-07	12,116	4.31	54,172	8,723	45,449	9,805	14,217	54,894	3,990	40,127	93,608	\$0.05
Jul-07	12,233	4.25	54,136	8,873	45,262	9,085	13,173	55,720	3,192	32,598	95,656	\$0.05
Aug-07	13,045	4.32	58,904	10,041	48,863	10,398	15,077	61,008	399	13,795	100,452	\$0.05
Sep-07	11,681	4.37	52,931	8,409	44,522	9,225	13,376	55,227	798	33,422	98,642	\$0.05
Oct-07	12,505	4.37	56,737	8,426	48,311	10,344	14,999	60,412	1,596	19,066	99,983	\$0.05
Nov-07	12,459	4.24	55,046	8,561	46,485	9,850	14,282	57,978	2,793	25,373	98,673	\$0.05
Dec-07	12,705	4.54	59,970	9,480	50,490	11,910	17,269	64,730	863	19,342	101,810	\$0.05
Jan-08	12,712	4.41	57,932	9,276	48,657	12,310	17,849	63,586	1,197	33,475	98,698	\$0.05
Feb-08	11,779	4.41	53,882	8,450	45,432	10,249	14,862	57,567	2,793	17,908	97,945	\$0.05

A. Telecommunications Relay Service

Historical Statistics (Session Minutes/CapTel Conversation Minutes)

	Monthly Activity Cost											
	Total	Ave Call	Total			CapTel	TRS Prg.	Total	Equip. Prg.	Total		
	Calls	Length	Minutes	Interstate	Intrastate	Intrastate	CapTel	TRS	CapTel	Equipment	Srchrg	Srchrg
	(Outbound)	(Outbound)	Of Use	Minutes	Minutes	CM	(\$Amt.)	Program	(\$Amt.)	Program	Revenue	Rate
Mar-08	11,178	4.20	48,894	7,097	41,797	8,382	12,153	51,443	2,394	27,461	97,103	\$0.05
Apr-08	10,628	4.34	48,142	7,846	40,296	8,065	11,694	49,572	1,197	17,804	98,470	\$0.05
May-08	9,716	4.28	43,484	6,708	36,776	9,289	13,469	48,038	1,197	31,178	96,308	\$0.05
Jun-08	9,474	4.31	42,828	6,597	36,231	9,301	13,486	47,544	3,192	33,209	98,333	\$0.05
Jul-08	9,781	4.35	44,703	6,496	38,207	10,257	14,873	50,788	399	35,613	81,744	\$0.04
Aug-08	8,289	4.40	38,068	6,307	31,761	8,769	12,715	42,570	399	17,039	81,255	\$0.04
Sep-08	8,596	4.64	41,625	7,556	34,069	8,862	12,850	44,874	399	15,598	80,035	\$0.04
Oct-08	9,037	4.58	43,313	7,006	36,307	11,024	15,985	50,114	399	21,100	80,920	\$0.04
Nov-08	7,522	4.54	35,700	5,874	29,827	11,581	16,792	44,829	1,596	25,166	80,105	\$0.04
Dec-08	7,844	4.61	37,763	6,203	31,560	12,704	18,421	48,087	798	12,400	79,781	\$0.04
Jan-09	8,096	4.79	40,341	6,358	33,983	14,183	20,566	52,510	798	32,269	82,416	\$0.04
Feb-09	6,860	4.56	32,691	5,134	27,557	12,822	18,592	44,496	798	20,795	82,134	\$0.04
Mar-09	7,642	4.60	36,561	5,926	30,634	14,862	21,550	50,346	1,262	18,502	82,652	\$0.04
Apr-09	7,077	4.76	35,191	6,173	29,018	13,301	19,286	46,563	3,192	32,068	82,083	\$0.04
May-09	7,313	4.53	34,715	6,814	27,901	14,100	20,445	46,673	3,591	24,313	82,690	\$0.04
Jun-09	6,608	4.46	31,034	5,257	25,777	15,838	22,964	47,195	2,394	28,536	83,169	\$0.04
Jul-09	7,080	4.44	33,553	5,023	28,530	14,681	26,279	58,233	0	10,076	64,195	\$0.03
Aug-09	6,474	4.38	30,198	4,138	26,060	16,319	29,210	58,398	5,187	37,867	59,572	\$0.03
Sep-09	6,185	4.48	29,697	4,101	25,597	14,174	25,371	54,039	1,596	31,983	63,122	\$0.03

A. Telecommunications Relay Service

Historical Statistics (Session Minutes/CapTel Conversation Minutes)

	Monthly Activity Cost											
	Total	Ave Call	Total			CapTel	TRS Prg.	Total	Equip. Prg.	Total		
	Calls	Length	Minutes	Interstate	Intrastate	Intrastate	CapTel	TRS	CapTel	Equipment	Srchrg	Srchrg
	(Outbound)	(Outbound)	Of Use	Minutes	Minutes	CM	(\$Amt.)	Program	(\$Amt.)	Program	Revenue	Rate
Oct-09	6,349	4.91	33,470	4,625	28,845	20,147	36,064	68,370	1,596	20,638	62,728	\$0.03
Nov-09	5,411	4.64	26,903	3,889	23,014	20,141	36,053	61,828	4,282	20,969	62,614	\$0.03
Dec-09	6,937	4.54	33,527	4,585	28,942	24,750	44,302	76,717	2,920	23,466	63,583	\$0.03
Jan-10	5,651	4.69	28,333	3,113	25,220	21,831	39,078	67,325	13,445	41,998	63,673	\$0.03
Feb-10	5,391	4.70	26,965	2,965	24,000	17,983	32,190	59,070	4,279	15,799	64,673	\$0.03
Mar-10	5,556	5.13	30,621	3,657	26,963	18,411	32,955	63,154	8,560	40,329	65,673	\$0.03
Apr-10	5,778	5.38	32,929	3,665	29,262	17,648	31,590	64,363	6,110	41,329	66,673	\$0.03
May-10	5,776	5.35	32,727	3,366	29,360	17,100	30,609	63,492	3,660	23,048	67,673	\$0.03
Jun-10	5,234	5.10	28,595	2,693	25,902	19,251	34,459	63,470	2,220	13,211	68,673	\$0.03
Jul-10	5782	4.75	29244	2686	26557	18610	33312	63057	390	13354	99391	0.05
Aug-10	5313	4.76	26986	2608	24378	18228	32627	59930	3230	17586	101751	0.05
Sep-10	4895	4.74	24776	2677	22099	17196	30781	55532	2650	29502	101083	0.05
Oct-10	4793	5.32	26844	2361	24483	17906	32052	59473	1400	15223	101062	0.05
Nov-10	4849	5.42	27813	2836	24977	16656	29815	57789	5450	21366	100483	0.05
Dec-10	4616	5.51	26864	2409	24454	16901	30254	57643	780	14501	101378	0.05
Jan-11	4871	5.91	30433	2692	27741	18039	32289	63358	2880	18862	99938	0.05
Feb-11	4128	5.12	22505	2553	19952	15728	28153	50499	2715	28558	100823	0.05
Mar-11	3834	5.78	23514	2264	21250	18761	33581	57381	198	11086	101565	0.05
Apr-11	3587	5.33	20565	1743	18822	19231	34423	55503	792	28382	100463	0.05
May-11	3652	5.54	21789	1874	19915	22219	39772	62077	891	18255	100001	0.05
Jun-11	3388	5.03	18596	1386	17210	23656	42345	61619	891	19165	100917	0.05

A. Telecommunications Relay Service

Supplemental Information - Historical Statistics (CapTel Conversation Minutes)

	Monthly Activity Cost					
	CapTel	CapTel	Ave Call	CapTel	TRS Prg.	Equip. Prg.
	Total CM (Completed)	Total Calls (Completed)	Length (Completed)	Intrastate CM	CapTel (\$Amt.)	CapTel (\$Amt.)
Jul-06	10,204	3,112	3.28	8,165	11,839	0
Aug-06	10,483	3,303	3.17	8,277	12,001	5,187
Sep-06	11,116	3,220	3.45	8,553	12,402	2,793
Oct-06	12,589	3,537	3.56	10,350	15,008	798
Nov-06	12,714	3,833	3.32	10,443	15,142	1,661
Dec-06	13,785	3,625	3.80	10,733	15,563	1,596
Jan-07	13,723	3,503	3.92	10,783	15,635	798
Feb-07	12,697	3,183	3.99	9,744	14,129	0
Mar-07	13,267	3,563	3.72	10,547	15,293	3,192
Apr-07	11,952	3,116	3.84	9,805	14,218	798
May-07	13,612	3,957	3.44	11,270	16,341	0
Jun-07	12,624	3,507	3.60	9,805	14,217	3,990
Jul-07	11,171	3,346	3.34	9,085	13,173	3,192
Aug-07	13,066	3,808	3.43	10,398	15,077	399
Sep-07	11,556	3,506	3.30	9,225	13,376	798
Oct-07	12,514	3,920	3.19	10,344	14,999	1,596
Nov-07	11,896	3,760	3.16	9,850	14,282	2,793
Dec-07	14,339	4,027	3.56	11,910	17,269	863
Jan-08	14,769	4,071	3.63	12,310	17,849	1,197
Feb-08	12,698	3,956	3.21	10,249	14,862	2,793
Mar-08	10,149	3,322	3.06	8,382	12,153	2,394
Apr-08	10,052	3,240	3.10	8,065	11,694	1,197
May-08	10,932	3,627	3.01	9,289	13,469	1,197
Jun-08	12,118	3,983	3.04	9,301	13,486	3,192
Jul-08	13,831	4,032	3.43	10,257	14,873	399
Aug-08	11,965	3,571	3.35	8,769	12,715	399
Sep-08	11,892	3,616	3.29	8,862	12,850	399
Oct-08	15,076	4,232	3.56	11,024	15,985	399
Nov-08	15,322	4,336	3.53	11,581	16,792	1,596
Dec-08	17,387	4,962	3.50	12,704	18,421	798
Jan-09	19,071	4,780	3.99	14,183	20,566	798
Feb-09	16,846	4,386	3.84	12,822	18,592	798
Mar-09	20,803	5,284	3.94	14,862	21,550	1,262
Apr-09	18,503	5,420	3.41	13,301	19,286	3,192
May-09	19,624	5,492	3.57	14,100	20,445	3,591
Jun-09	20,858	5,616	3.71	15,838	22,964	2,394

A. Telecommunications Relay Service								
Supplemental Information - Selected Historical Statistics								
(CapTel Conversation Minutes)								
					Monthly Activity Cost			
	CapTel	CapTel	Ave Call	CapTel	TRS Prg.	Equip. Prg.	# of	
	Total CM	Total Calls	Length	Intrastate	CapTel	CapTel	CapTel	ESN
	(Completed)	(Completed)	(Completed)	CM	(\$Amt.)	(\$Amt.)	Househlds	Count
Jul-09	19,623	7,610	2.58	14,681	26,279	0.00	0	147
Aug-09	21,395	7,715	2.77	16,319	29,210	5,187.00	13	144
Sep-09	18,481	6,954	2.66	14,174	25,371	1,596.00	4	151
Oct-09	26,360	8,672	3.04	20,147	36,064	1,596.00	4	179
Nov-09	26,017	8,949	2.91	20,141	36,053	4,282.00	10	196
Dec-09	31,175	11,210	2.78	24,750	44,302	2,920.00	8	208
Jan-10	27,411	9,447	2.90	21,831	39,078	13,445.00	22	226
Feb-10	22,863	8,166	2.80	17,983	32,190	4,278.50	12	225
Mar-10	23,909	9,337	2.56	18,411	32,955	8,560.00	24	228
Apr-10	23,000	9,658	2.38	17,648	31,590	6,110.00	17	218
May-10	23,707	9,496	2.50	17,100	30,609	3,660.00	8	207
Jun-10	25,423	10,227	2.49	19,251	34,459	2,220.00	6	216
Jul-10	22,801	9,578	2.38	18,610	33,312	390.00	1	213
Aug-10	22,556	8,987	2.51	18,228	32,627	3,230.00	9	215
Sep-10	21,665	8,976	2.41	17,196	30,781	2,650.00	7	210
Oct-10	22,663	9,253	2.45	17,906	32,052	1,400.00	4	206
Nov-10	23,228	8,883	2.61	16,656	29,815	5,450.00	15	235
Dec-10	22,301	8,659	2.58	16,901	30,254	780.00	2	245
Jan-11	23,629	8,694	2.72	18,039	32,289	2,880.00	8	225
Feb-11	21,225	8,452	2.51	15,728	28,153	2,715.00	11	219
Mar-11	24,197	10,151	2.38	18,761	33,581	198.00	2	222
Apr-11	25,410	9,793	2.59	19,231	34,423	792.00	8	241
May-11	29,232	12,134	2.41	22,219	39,772	891.00	9	247
Jun-11	31,337	12,315	2.54	23,656	42,345	891.00	9	251

5. Extended Area Service

Extended Area Service (EAS) allows customers in one exchange to place calls to and receive calls from another exchange, without paying additional long distance charges. The key points of the basic rules and regulations established by the Commission relating to EAS are:

- A petition seeking to establish EAS must contain the signatures of either 750 or 25 percent of the customers of the exchange, whichever is less.

- To determine if sufficient traffic exists to establish EAS, certain traffic criteria must be met in at least two of the three most recent months for which data is available.
- A telephone company may file an Optional Enhanced Area Calling Plan (OEACP) as an alternative to EAS.
- If the minimum required signatures are obtained, and there is sufficient traffic to meet the requirements, informational meetings must be held in the petitioning exchange to inform the public of the proposed rates for EAS and to assess the public's interest in receiving EAS.
- Following an unsuccessful attempt at implementing EAS, at least 12 months must lapse before additional attempts for EAS are made.
- When put to a vote, EAS must receive the support of more than 50 percent of the customers in the exchange who vote.

6. Numbering Resources

Nebraska Area Codes

The North American Numbering Plan Administration provided the following information on Nebraska's Area Codes as of August 23, 2011. Area Code 531 is not scheduled to be placed into service until the 402 Area Code has only 10 codes remaining.

Area Code	NXX Codes Assigned	NXX Codes Available
308	325	449
402	746	33
531	Not In Service	776

Thousands Block Number Pooling

On February 24, 2006, the FCC released "ORDER AND FIFTH FURTHER NOTICE OF PROPOSED RULEMAKING", granting Nebraska's petition for authority to implement mandatory thousands-block number pooling in the 402 Area Code. The Commission used the authority granted to implement mandatory pooling in two steps.

On March 14, 2006, the Commission issued an order under Docket C-3049 implementing mandatory pooling in the rate centers served by Alltel (now Windstream Communications), Qwest now d/b/a CenturyLink, and Frontier Communications (Citizens). Because these three carriers had been voluntarily participating in thousands block pooling, they were able to make the transition from voluntary pooling to mandatory pooling in the 155 rate centers they serve without any delay.

On May 3, 2006, the Commission conducted a workshop during which the NeuStar Pooling Administrator provided the remaining carriers in the 402 Area Code with information concerning the steps and typical time-line used when a rate center changes from voluntary pooling to

mandatory pooling. Carriers were asked to review the proposed time line and provide feedback to the Commission by May 22, 2006. The Commission held a hearing on June 1, 2006, and sought comments on the prospect of designating all rate centers in the 402 Area Code as mandatory and a proposed implementation schedule for mandatory pooling of the remaining 94 rate centers. No parties submitted comments or testimony against designating the remaining 94 rate centers as mandatory or proposed an alternate implementation date.

On June 27, 2006, the Commission issued an order under Docket C-3049 implementing mandatory pooling in the remaining 94 rate centers effective November 1, 2006. All carriers have completed the upgrade of their switches, have donated the excess blocks from their exchanges in the 402 Area Code, and are fully participating in thousands block number pooling.

Reports from the Pooling Administrator identify that voluntary pooling in Nebraska has resulted in the following donation and utilization of thousands-blocks in Nebraska as of August 23, 2011.

Area Code	Number of Rate Centers	Rate Centers with Pooling	Thousands – Blocks Retained	Thousands - Blocks Assigned	Thousands - Blocks Available	Estimated Full NPA-NXX Codes Saved
308	168	66	450	134	616	41
402	281	275	1,933	1091	2,036	137

The Pooling Administrator estimates that 41 full NPA-NXX codes in area code 308 have been saved since the first thousands-blocks were donated in April 25, 2003, and 137 full NPA-NXX codes in area code 402 have been saved by thousands-block number pooling since the first thousands-blocks were donated to the pool on October 31, 2001.

Local Number Portability

One of the benefits of thousands-block number pooling is the capability of implementing Local Number Portability (LNP). As carriers have upgraded their switching software to use numbering resources in blocks of a thousand they have also gained the ability to support the porting of a customer’s number between carriers. All Nebraska exchanges are capable of supporting LNP.

The ability to port a number between traditional wireline carriers is called intra-modal portability. Porting a number between a wireline carrier and a wireless carrier is called inter-modal portability. For wireline and interconnected Voice Over Internet Protocol (VoIP) carriers telephone numbers can be ported from one carrier to another in the same rate center. You cannot port a number assigned in one rate center to a carrier in another rate center.

Because the coverage area assigned to wireless carriers by the FCC is different than the wireline rate centers, you can port your wireline number to a wireless carrier if their coverage area overlays the rate center your number is associated with. You could even physically move to a rate center other than your original rate center and kept the same wireline phone number as long as the

wireless carrier has authority to provide coverage in that area. However, you can only port your wireless number to a wireline carrier in the same rate center your wireless number is associated with.

The FCC issued Report and Order FCC 10-85 on May 20, 2010, which established that effective August 1, 2010, all simple ports should be completed within one business day, or later if requested by the customer or new carrier. Complex ports may take longer but should be completed within four business days.

7. N11 Dialing Code

Background

The FCC designated various three-digit dialing, or “N11,” codes for specific purposes in CC Docket 92-105, *In the Matter of the Use of N11 Codes and Other Abbreviated Dialing Arrangements*. State commissions, in turn, are delegated the responsibility of implementing the assigned dialing codes. Nebraska has assigned the use of “211”, “511”, “711 and “811”.” By tradition 911 has been reserved for access to emergency services, typically through a Public Service Answering Point (PSAP). For each code, carriers seeking cost recovery are required to make an application to the Commission for reimbursement. To date, no carriers have applied for cost recovery.

Specific information on the N11 dialing codes implemented in Nebraska is provided in the following sections.

211 Dialing Code

The Commission assigned “211” to United Way of the Midlands for access to “First Call for Help.” First Call for Help connects people in need of health and human services assistance with the appropriate providers of such services. Dialing “211” does not result in any additional telephone charges for the consumer. Nebraska now has statewide 211 dialing for First Call for Help.

311 Dialing Code

On July 1, 2011, the City of Omaha submitted an application to the Commission to be assigned the use of “311” for all Omaha city services. If assigned, dialing “311” within the City of Omaha would connect the caller to a city hotline offering assistance to residents and collecting suggestions, comments, complaints and requests in both English and Spanish. No other communities in Nebraska have been assigned the use of “311” dialing. The application is pending.

411 Dialing Code

411 is the nationally assigned access code to local directory services. When a consumer dials 411 they will be connected with the directory services group for their service provider (local exchange carrier, wireless carrier, or if a 1+ is dialed first their long distance carrier). Charges may be incurred for use of these services and are established by tariff filings with the Commission for local and long distance carriers.

511 Dialing Code

Weather reports and route specific road conditions can be obtained 24 hours a day for interstate and state highways throughout Nebraska by dialing 511 from any telephone in Nebraska. There is no charge to callers. The Nebraska State Patrol and Department of Roads manage this program.

611 Dialing Code

611 is assigned nationally as the access code to a carriers repair service organization.

711 Dialing Code

In CC Docket 92-105, *In the Matter of the Use of N11 Codes and Other Abbreviated Dialing Arrangements* the FCC designated 711 as the dialing for access to all telecommunication relay services (TRS). The Nebraska Public Service Commission opened Docket C-2417 to examine issues related to the implementation of three-digit, 711, for access to all telecommunication relay services (TRS) in Nebraska. The FCC order further established an October 1, 2001, deadline for all telecommunications carriers, including wireline, wireless, PBX and payphone providers. On January 9, 2001, the Commission approved Docket C-2417 and established June 29, 2001, as the implementation deadline for 711.

The Nebraska Relay Service is designed to enable persons who are Deaf, Hard of Hearing, or Speech Disabled to communicate on the telephone with the general public.

The current status of the Nebraska Relay Service can be found in Part III, Section 4 of this report.

811 Dialing Code

Nebraska statute (76-2301 – 76-2330) established the One-Call Notification System Act for the purpose of preventing injury to persons and damage to property and the interruption of utility services resulting from accidents caused by damage to underground facilities. Since 1995, Diggers Hotline has been the link between people who want to excavate and the underground facility owner/operators. Access to the Diggers Hotline center, located in Omaha, has been through either the local number (402) 344-3565 or the toll free number (800) 331-5666. The State Fire Marshal's Office is the oversight organization for the One-Call Notification System.

On March 14, 2005, under the Sixth Report and Order in CC Docket 92-105, *In the Matter of the Use of N11 Codes and Other Abbreviated Dialing Arrangements*, the FCC designated 811 as the national abbreviated code to be used by states and delegated the authority to states to address the technical and operation issues associated with the implementation of the 811 code. This national abbreviated code does not change the numbers currently used to access the One-Call Notification System – it will simply provide an easily recognized n11 code to establish the connection to the One-Call Notification System. Per the FCC order 811 April 13, 2007, was set as the implementation date.

On December 19, 2006, the Nebraska Public Service Commission issued Docket C-3479/PI-107 setting April 13, 2007, as the deadline for all carriers to implement the routing of 811 to the

toll free number provided by Diggers Hotline (888-827-9309) and all carriers were to include 811 information in all directories published after April 1, 2007.

811 has been implemented in all Nebraska telephone exchanges.

911 Dialing Code

911 is the nationally designated access code to Emergency Services. Detailed information on the state of 911 in Nebraska is found in Part VIII, Section A of this report.

8. Nebraska Internet Enhancement Fund

The Nebraska Internet Enhancement Fund (NIEF) was established to provide financial assistance to install and deliver broadband or other advanced telecommunications infrastructure and service throughout the state. Three rounds of grants have successfully been solicited, awarded, and the corresponding projects completed. To date, eleven grants have been awarded to various communities and counties, including the Counties of Cheyenne, Box Butte, Dawes, Nemaha, Harlan/Furnas and Banner, and the communities of Broadwater, Chappell, Dix, Bushnell and Elsie. NIEF grant funds awarded total \$533,137.47. After the most recent round of grant awards, the Commission ordered the NIEF Advisory Board, with the assistance of Commission staff, to reevaluate the NIEF Grant Guidelines specifically with the intention of further defining unserved and underserved for the purposes of prioritizing grant applications. On May 10, 2011, the Commission entered an order adopting revised Grant Guidelines and soliciting for grant applications. Pre-Applications were due August 15, 2011, with the full application process beginning September 1, 2011. The Advisory Board will then evaluate all Applications and submit its recommendation to the Commission as soon as possible. The Commission anticipates announcing the recipients of the grants sometime in December, 2011, or January, 2012.

9. The Nebraska Competitive Telephone Marketplace Fund

The Competitive Marketplace Fund consists of voluntary payments made by CenturyLink (formerly Qwest Communications), for failure to comply with the requirements of a Quality Performance Assurance Plan (“QPAP”). The QPAP became effective once the Company was approved by the Federal Communications Commission (“FCC”) to provide long distance service in Nebraska. Voluntary payments consist both of Tier 1 and Tier 2 payments, with Tier 1 being remitted directly to Competitive Local Exchange Carriers (CLECs) and Tier 2 remitted to the Public Service Commission (“Commission”). Tier 2 payments deposited to this fund for fiscal year 2010-11 were \$1,000, compared to \$10,900 for the previous fiscal year.

Since the Quality Performance Assurance Plan (QPAP) had been in effect in most states since 2002, the regulatory Commissions in 11 of the CenturyLink operating states executed a service agreement with Liberty Consulting Group, Inc., in November of 2008 to conduct a review and analysis of the QPAP. The purpose of the review was to determine the effectiveness, value, and usefulness of the QPAP. Their analysis included a reexamination of the structure of the QPAP, whether some or all of the performance plan or performance standards may no longer be necessary and possible modifications to the performance plan and the performance measures. To perform

these responsibilities Liberty sought input from the Company, the CLECs, and the staffs from each of the 11 states. Their conclusions and recommendations are contained in a final report which was filed with this Commission in June of 2009.

Costs charged to this program for fiscal year 2010-11 were \$1,095. There were no professional/audit fees incurred during the 2010-11 fiscal year since the Liberty Consulting Group review of the QPAP was completed the previous year. Prior to this review, Nebraska joined a multi-state effort to have an independent audit of the QPAP and the payments made to the CLECs and the states. Funding for the shared cost of this audit came from the proceeds of the Competitive Marketplace fund.

In 2008, the Legislature passed LB 755 which lowered the maximum balance in the fund from \$100,000 to \$30,000. See Neb. Rev. Stat. 86-127 (LB755, 2008.) If the fund balance exceeds \$30,000, the Commission is responsible for remitting such excess to the Nebraska Internet Enhancement Fund. Transfers to this fund for the fiscal year of 2010-11 amounted to \$934.

PART IV

Review of the Level of Rates of Local Exchange And Interexchange Companies

This section of the report provides current local rates and historical information on local rate changes of carriers, in addition to discussing some changes that are taking place in the long distance market. Due to the level of competition in some local exchanges, financial information – specifically the financial status of local exchange companies, has been omitted from this report.

1. Local Exchange Rates

Local exchange rates for Nebraska incumbent local exchange carriers (ILECs), and competitive local exchange carriers (CLECs), are listed in Table B following. The rates listed provide basic dial tone service and exclude subscriber line charges, extended area service rates, and other optional charges. Table A following shows the changes to basic local rates which have taken place over the past 10 years.

Since the last report, there were three telephone companies who have increased their local exchange rates. In March of 2011, Frontier Communications notified its residential customers that they would be increasing their local service rate. Under the proposal, residential rates would increase from \$17.50 to \$19.50 per month. The company held public meetings for interested customers in May of 2011, and since the required signatures for review of the proposal were not received by the Commission, the rate increase went into effect as proposed in July of this year.

American Broadband Telephone Company notified their customers in January of a proposal for increased residential and business local service rates. The increase for residential rates was from \$17.50 to \$19.95 and the business increase was from \$27.50 to \$30.00. Public meetings were held in February and March to discuss the increase since there were not enough customer signatures to have the Commission review the proposal, the rate increase went into effect as proposed in May of 2011.

Cox Communications proposed an increase in its bundled local exchange rate for residential customers from \$15.89 to \$17.65. The company indicated in its letter that they had never increased its rates for residential service since service was first offered in 1998. Cox Communications held public meetings in March of 2011 to explain the increase and answer questions and the rate increase went into effect as proposed in May of this year.

Another company, Windstream, has a rate proposal pending at this time. Windstream Communications has sent notice to its business customers of a \$2.00 monthly increase proposal. The company is holding public meetings to explain the need for the increase and it is subject to the Commission's review only if 5% of the affected customers present complaints to the Commission. The proposal would be effective with customer bills mailed after November 21, 2011.

The Telecommunications Act of 1996 provided for competition in the local exchange service market. The Act created a process whereby competitive local exchange carriers (CLECs) could compete with incumbent carriers either by reselling existing facilities or using their own facilities. This Commission authorized a number of CLECs to compete with the incumbent local companies for service in Nebraska. As of December 31, 2010, 100 CLECs have been authorized by the Commission to compete for local service, and of those, 30 were actually providing voice service to Nebraska customers. These 30 CLECs accounted for approximately 38 percent of the access lines served in the State for the past year. The following table provides more details of the statistics for the last two years.

	2009	2010	Change
Total Access Lines Served in the State	837,603	808,988	-3.4%
Total Access Lines Served by ILECs	525,013	497,805	-5.2%
Total Access Lines Served by CLECs	312,590	311,183	-0.4%
Percentage of Total Access Lines Served by CLECs	37.3%	38.5%	1.2%
Percent of Access Lines Having Competitive Alternatives	90.9%	90.8%	-0.1%
Number of Access Lines Without Competitive Alternatives	77,838	74,702	-4.0%
Total Number of Exchanges	469	469	0%
Total Number of Exchanges Without Competitive Alternatives	213	213	0%

2. Financial Statistics

The financial information related to local exchange company earnings is not being reported for 2011. Competition is being introduced into this market and company-specific data may reveal competitively sensitive information. Thus, the annual reports filed by the local exchange companies remain available at the Commission for use by Commissioners and Commission staff. Portions of the reports that are not proprietary are available for public inspection.

3. Long Distance Telephone Rates/Access Charges

The long distance market in Nebraska is quite competitive with over 230 interexchange companies (IXCs) being authorized by the Commission to compete for long distance services. The competition is evidenced by the marketing of optional toll packages, bundled service packages and unlimited local and long distance services for one combined price. Some of the bundled offerings include wireless, Internet access, and video as well. The long distance companies provide these services using connections with local exchange companies necessary to complete the calls. Reimbursement to the local carrier is in the form of access charges referred to as intercarrier compensation. The level of this compensation has been the subject of controversy at both the Federal and the State jurisdictions since access charges began in 1984. AT&T currently has formal complaints on file with the Commission regarding the level of intrastate access charges for certain incumbent carriers in Nebraska.

The Federal Communications Commission (FCC) issued an Inquiry of Issues in the Universal Service-Intercarrier Compensation Transformation Proceeding on August 3, 2011. This inquiry, among other things, seeks reductions in intrastate access charges to the same level as interstate access charge rates. Comments are due to the FCC on August 24, with reply comments due September 6, 2011. This Commission has filed comments in the docket and will be working with the National Association of Regulatory Utility Commissioners (NARUC) and the FCC to assure that the consumer interests of Nebraska ratepayers are taken into consideration in this proceeding.

A. Basic Local Rate Changes										
Local Exchange Companies										
	2011	2010	2009	2008	2007	2006	2005	2004	2003	2002
Arapahoe										X
Arlington	X									
Benkelman										
Blair	X									
Cambridge										
CenturyLink QCC/Qwest			1							
Citizens	X									
Clarks										
Consolidated Telco										X
Consolidated Telecom										X
Consolidated Telephone										X
Cozad										
Curtis										
Dalton			X							X
Diller										X
Eastern	X									
Elsie			X							
Glenwood										X
Hamilton		X								
Hartington										
Hartman										X
Hemingford		X								
Henderson										
Hershey										
Hooper										X
Huntel	X									
K & M										
Keystone-Arthur										X
Nebr. Central										
Northeast										X
Pierce										
Plainview		X								
Rock Co.	X									
Sodtown									X	
Southeast										
Stanton										
Three River										
United Telephone										
Wauneta										
Windstream				1						X

(X) Indicates a rate change (1)Business line rate increase only

B. NEBRASKA LOCAL EXCHANGE CARRIERS
BASIC LOCAL EXCHANGE RATES
Effective September 1, 2011

Company	Exchange	Business	Residential
AT&T Communication of the Midwest		\$31.20	N/A
Allo Communications		\$31.00	\$18.00
Applied Communications Technology Inc.		\$44.80	\$21.40
Arapahoe Telephone Company	Group 1: Arapahoe, Hendley, Holbrook	\$27.50	\$17.50
	Group 2: Brule, Farnam, Loomis, Overton	\$37.55	\$17.50
Arlington Telephone Company		\$30.00	\$19.95
Benkelman Telephone Company		\$27.50	\$17.50
Blair Telephone Company		\$30.00	\$19.95
Bullseye Telecom, Inc.		\$27.55	N/A
Cambridge Telephone Company		\$27.50	\$17.50
CenturyLink QCC		\$30.00	\$18.15
Charter Fiberlink-Nebraska LLC		\$29.99	\$24.99
Citizens Telecommunications Co of Nebr. (d/b/a Frontier)		\$27.50	\$19.50
Clarks Telecommunications Company		\$27.50	\$17.50
Consolidated Telco, Inc.		\$27.50	\$17.50
Consolidated Telecom, Inc.		\$27.50	\$17.50
Consolidated Telephone Company		\$27.50	\$17.50
Cox Nebraska Telecom LLC		\$26.89	\$17.65
Cozad Telephone Company		\$27.50	\$17.50
Curtis Telephone Company		\$27.50	\$17.50
Dalton Telephone Company		\$29.95	\$19.25
Diller Telephone Company		\$27.50	\$17.50
Eastern Nebraska Telephone Company		\$30.00	\$19.95
Elsie Telecom, Inc.		\$29.95	\$19.25
Ernest Communications, Inc.		\$28.95	N/A
FiberComm, Inc.		\$19.00	\$19.00
First Communications, LLC		\$27.55	\$31.00
France Telecom Corporation Solutions Inc.		\$66.00	N/A
Glenwood Telephone Membership Corporation		\$27.50	\$17.50
Granite Telecommunications		\$27.55	\$18.15
Great Plains Communications		\$29.95	\$19.20

Company	Exchange	Business	Residential
Hamilton Telephone Company		\$17.25	\$17.25
Hartington Telephone Company		\$27.50	\$17.50
Hartman Telephone Exchange		\$27.50	\$17.50
Hemingford Cooperative Telephone Company		\$27.50	\$19.90
Henderson Cooperative Telephone d/b/a Mainstay		\$27.50	\$17.50
Hershey Cooperative Telecom, Inc.		\$27.50	\$17.50
Hooper Telephone d/b/a Westel Systems		\$27.50	\$17.50
Huntel Cablevision, Inc. d/b/a American Broadband Nebraska Communications, Inc.		\$30.00	\$19.95
Ionex Communications North, Inc.	Qwest	\$37.55	\$20.00
K&M Telephone Company		\$17.50	\$17.50
Keystone-Arthur Telephone Company		\$27.50	\$17.50
Lightyear Network Solutions, LLC		\$29.00	\$32.99
Long Lines Siouxland LLC		\$25.00	\$10.00
MCImetro Access Transmission Services		\$30.99	\$20.99
McLeodUSA Telecommunications Services, Inc. d/b/a Paetec Business Services		\$29.50	N/A
Matrix Telecom, Inc.		\$43.75	N/A
Metropolitan Telecommunications of Nebraska Inc.		\$27.55	\$18.15
Mobius Communications Company		\$27.50	\$17.50
Nebraska Technology & Telecommunications, Inc. (NT&T)	Group 1	\$27.55	\$18.15
	Group 2	\$27.50	\$17.50
	Group 3	\$30.10	\$17.50
	Group 4	\$30.10	\$17.50
	Group 5	\$30.10	\$17.50
	Group 6	\$30.10	\$17.50
Nebraska Central Telephone Company		\$27.50	\$17.50
Northeast Nebraska Telephone Company		\$27.50	\$17.50
Northstar Telecom, Inc.		\$27.49	\$19.99
NOS Communications		\$32.84	\$18.15
OrbitCom, Inc.		\$27.00	\$18.50
Pierce Telephone Company, Inc.		\$20.45	\$17.50
Pinpoint Communications Inc.		\$27.50	\$17.50
Plainview Telephone Company		\$27.50	\$19.95
CenturyLink QCC		\$30.00	\$18.15
Rock County Telephone Company		\$30.00	\$19.95
Sodtoun Telephone Company		\$17.50	\$17.50
Southeast Nebraska Telephone Company		\$27.50	\$17.50
Stanton Telephone Company, Inc.		\$27.50	\$17.50

Company	Exchange	Business	Residential
TCG Omaha		\$42.55	N/A
Three River Communications, LLC		\$24.80	\$16.34
Three River Telco		\$27.50	\$17.50
Time Warner Cable		N/A	\$49.95
Transnational Communications International, Inc.		\$22.00	N/A
United Telephone Co. of the West (d/b/a CenturyLink)		\$27.50	\$17.50
Wauneta Telephone Company		\$27.50	\$17.50
Windstream Nebraska, Inc.		\$29.99	\$17.50
Windstream Communications of the Midwest, Inc.		\$37.00	\$16.00

C. Explanation of Charges Which May Appear on Your Telephone Bill

Basic Residential Service - The monthly rate charged by companies to provide telecommunications service to a residence (home or apartment) within their local calling area.

Extended Area Service - A monthly flat fee charged by telecommunications companies that allows users to place an unlimited number of calls to or receive calls from nearby communities with no additional charges.

Number Portability Charge - A charge set by the Federal Communications Commission (FCC) to recover costs associated with allowing customers to retain their telephone number when changing from one local company to another.

Federal Subscriber Line Charge - A charge set by the FCC that customers pay to their local phone company to cover part of the cost of connecting customers to the telephone network. It is currently capped at \$6.50 per month for the first residential line and single business lines. The monthly charge can vary by company.

Telecommunications Relay Service Surcharge - A surcharge set by the Nebraska Public Service Commission (NPSC) to operate the statewide telecommunications system for the hearing and speech impaired. The program also provides financial aide to eligible Nebraskan's for the purchase of specialized telephone equipment necessary to use relay services. Equipment program beneficiaries may apply for equipment vouchers no more than once every five years. The charge is reviewed annually by the NPSC and is currently \$.05 per/month per telephone number in service.

911 Service Surcharge - A charge assessed by and remitted to the city or county to provide funding to operate emergency service centers. Typically this charge ranges from \$.50 to \$1.00 per month per telephone number.

Wireless E911 Surcharge - A charge assessed by the state and remitted to the NPSC to fund the implementation of the Wireless E911 program which allows emergency responders to accurately locate wireless devices that have placed 911 calls. Currently the charge is \$.50 per month on each telephone number in service.

Nebraska Universal Service Surcharge - A surcharge set by the NPSC on in-state telecommunications charges. It is disbursed to local phone companies, wireless companies, and Nebraska hospitals to defray a portion of the cost of providing services in high-cost areas, to low-income customers, and to critical access hospitals which provide medical services over the statewide Nebraska Tele-Health Network. The charge has not exceeded the current level of 6.95% since it was established in 1999.

Federal Tax (Excise Tax) - A 3% tax which funds general federal government operations.

State Sales Tax - A tax assessed by and remitted to the state (currently 5.5%) on local and in-state long distance telecommunications charges. It funds general state government obligations.

City Sales Tax (if applicable) - A tax assessed by and remitted to the city to fund general municipal obligations. City sales taxes, if they exist, vary by city.

City Occupation or Franchise Tax (if applicable) - A tax assessed to telephone companies (passed on to customers) by the city for the right to do business in the community. Occupation or Franchise taxes, if they exist, vary by city.

Federal Universal Service - All telecommunications service providers must contribute to the Federal Universal Service Fund based on a percentage of their interstate end-user revenues. The fund supports the following four programs: Lifeline/Linkup, High-cost, Schools and Libraries and Rural Health Care. The rate is recalculated by the FCC quarterly, is usually passed on to consumers and varies by company.

PART V

Recommendations for the 2012 Legislative Session

The Commission, as of the date of this Annual Report, continues to watch for possible legislation relating to telecommunications for the 2012 Session:

- LB217 was introduced to the Legislature in the 2011 Session and is currently pending.
- Review and update the boundary change statutes.

PART VI

The Changing Face of Communications

1. Broadband

Broadband is a generic term commonly used to refer to Internet access through some means other than dial-up. Both the FCC and the National Telecommunications and Information Administration (NTIA) have adopted the following categories and speeds that better represent today's technologies. The following speed categories will be used by the Commission in the collection of data for the Broadband Mapping initiative (See Section 2. American Recovery and Reinvestment Act of 2009):

Code	Name
2	Greater than 200 kbps and less than 768 kbps
3	Greater than or equal to 768 kbps and less than 1.5 mbps
4	Greater than or equal to 1.5 mbps and less than 3 mbps
5	Greater than or equal to 3 mbps and less than 6 mbps
6	Greater than or equal to 6 mbps and less than 10 mbps
7	Greater than or equal to 10 mbps and less than 25 mbps
8	Greater than or equal to 25 mbps and less than 50 mbps
9	Greater than or equal to 50 mbps and less than 100 mbps
10	Greater than or equal to 100 mbps and less than 1 gbps
11	Greater than or equal to 1 gbps

The typical forms of technology used as transport for broadband are digital subscriber loop (DSL), cable-modem, wireless, optical fiber, and satellite technologies.

DSL broadband service uses the installed telephone wiring, is typically provided over the incumbent local exchange carriers' facilities and is limited to a distance of three to five miles from the central office depending upon the equipment utilized. Remote or cable modem is typically provided by the local cable company and requires a connection to the cable provider. Depending upon the data transmission speed desired, DSL and cable modem service are usually similar in cost and effectiveness.

Wireless and satellite technologies continue to gain broadband market shares and provide broadband services to areas that are beyond the maximum distance for DSL or where video cable service is not available. While wireless and satellite service is typically more costly than DSL or cable modem, competition and equipment technology advances are bringing the price points closer together.

Broadband over Power Line (BPL) is a technology used to deliver high-speed data to end-users over existing electric power networks and lines. BPL, also known as power-line communication, utilizes electric power distribution wires for the high-speed transmission of data by transmitting high-frequency data signals through the same power distribution network used for carrying electric power to household users. In a common form of BPL, the broadband connection is provided over the electrical wires that enter a house; a customer can obtain Internet access by plugging a BPL modem into any residential electric outlet served by the BPL system. In another form of BPL, Internet access is provided using a wireless device (such as a WiFi access point) connected to a BPL distribution system outside of the home that communicates with the customer's computer or other equipment inside the home. It is important to note that BPL technology, in its current form, is not suitable for carrying broadband signals over long distances. A typical BPL signal will only propagate along a power line for 1,000 to 3,000 feet before it becomes too weak or distorted to be useful.

While innovation and technology continue to expand the capability of BPL, in its current form it does not appear to be a cost effective method of providing ubiquitous broadband in Nebraska.

2. American Recovery and Reinvestment Act of 2009

On February 17, 2009, President Obama signed the American Recovery and Reinvestment Act of 2009 (ARRA) into law. The ARRA is being administered by the Rural Utilities Service (RUS) and the National Telecommunications and Information Administration (NTIA). Consistent with the purposes described in the ARRA, RUS and NTIA were appropriated \$7.2 billion to expand access to broadband services in the United States.

The ARRA designated \$2.5 billion for RUS to establish the Broadband Initiatives Program (BIP). Through this program RUS may extend loans, grants, and loan/grant combinations to facilitate broadband deployment in rural areas where at least 75 percent of a specific RUS-funded project is in a rural area that lacks sufficient access to high speed broadband service to facilitate rural economic development.

The ARRA also designated that \$4.7 billion for the NTIA to provide grants for broadband initiatives throughout the United States, including unserved and underserved areas. The NTIA program is titled Broadband Technology Opportunities Program (BTOP) and its goal is to spur job creation, stimulate long-term economic growth and opportunity, and narrow gaps in broadband deployment and adoption. Consistent with its appropriation, BTOP is divided into three categories of projects: (1) Broadband Infrastructure, (2) Public Computer Centers, and (3) Sustainable Broadband Adoption.

Applications for BTOP grants had a three step review process; (1) preliminary review by NTIA for compliance with the grant application process, documents, and forms, (2) a period of 20 days during which the Governor can review and rank the applications from their state, and (3) a final review and award decision by the NTIA.

The ARRA also appropriated \$350 million for the NTIA to establish a comprehensive nationwide inventory map of existing broadband service capability and availability in the United

States that depicts the geographic extent to which broadband service capability is deployed and available from a commercial provider or public provider throughout each State. While the ARRA placed this mapping obligation on the NTIA and not the states the NTIA has sought help from state designated entities in completing the mapping project. The NTIA provided the opportunity for each state to apply for a 20% match grant of up to \$3.8 million to fund that states' broadband mapping project. Each state that made a broadband mapping application was the opportunity to seek an additional \$500,000 for broadband planning. The Governor designated the Public Service Commission (Commission) as the single entity to apply to the NTIA for funding in Nebraska under the State Broadband Data and Development Grant Program for the mapping and planning funds. We are completing the first two year grant with 4th round broadband data due October 1, 2011.

Identification of Broadband Providers –

Using information from the Federal Communications Commission (FCC) and the Commission's data bases, an initial list of 283 companies were identified as potential providers of broadband services in Nebraska. After extensive research using the Internet and telephone interviews, 155 of the companies on the original list were identified as either subsidiary companies or companies that did not provide Internet service in Nebraska. 124 of the remaining companies were sent information about Nebraska's efforts and asked to complete a Non-Disclosure Agreement (NDA) to protect the confidentiality of the data they were being asked to share with us. The project team was unable to make contact with four companies.

Through the NDA process, 81 companies were identified as potential providers of data. (75 companies completed and returned the NDA, six agreed to provide the requested data without the use of an NDA). Two companies refused to participate in the process and the remaining 41 were determined to be resellers of internet services and their data would not be used since it would be duplicative of the actual provider of the services.

Development of data models, data collection tools, and the collection of data -

Data models and input tools were initially developed by the contractor selected by the Commission to gather the data required in compliance with the NOFA issued by the NTIA. As the NTIA gained experience and understanding of both the data they desired and how providers could respond to those requests, additional requirements have been imposed on the Commission and the providers responding to the data requests. Commission staff has developed new tools and methods of collecting the required data that minimizes the burden on the providers while improving the quality and accuracy of the data submitted.

Verifying and plotting the data provided in a Graphical Information System (GIS) -

After the data is received from the providers, the Commission's GIS provider develops a graphical representation of the data for providers review. A final review is conducted by the Commission of all data and the required data set is transmitted to the NTIA twice a year and the Nebraska Broadband Map is updated.

The Nebraska Broadband Map can be found at: <http://broadbandmap.nebraska.gov/>

The National Broadband Map can be found at: <http://www.broadbandmap.gov/>

3. Voice over Internet Protocol

Another use of broadband technology is Voice over Internet Protocol (VoIP). This technology provides a voice communication service by transmitting the conversation between two parties as discrete digital packages of information predominately over a dedicated data network instead of the traditional public switched telephone network (PSTN).

In just a few short years VoIP has moved from a novelty used by hobbyists to a mainstream commercial product. The major difference between a traditional telephone call and a VoIP call is the conversion of the customer's analog voice signal into a digital signal and the way in which the data is then transmitted to the called party. Equipment at the consumer's location is used to convert the analog voice signal to a stream of digital information. The digital information is divided into a series of individual "packets" that are sent over a dedicated transmission facility to the termination point. The method of transmission used is called "internet protocol", giving rise to the name of the service; Voice Over Internet Protocol. At the receiving end the packets of digital information are converted back into an analog signal for use on the called party's telephone.

Another way of visualizing this process is to consider that the conversation is occurring as a written exchange between two people through a series of individual letters, each letter having just a few words of the conversation. Depending upon which digital data packets are missing, out of order, or corrupted, the voice conversation may either have gaps or be hard to understand. Due to Quality of Service (QoS) issues, most commercial VoIP services do not use the traditional Internet networks to transmit the voice packets; instead dedicated data networks are used to ensure the required transmission qualities.

Typically, a voice conversation between two VoIP customers from the same service provider will occur over the providers dedicated network and never reaches the PSTN much like a call between two telephones in an office that is served by a PBX (Private Branch eXchange). A voice conversation between a VoIP customer and a customer of a traditional telephone service provider is different in that the call must travel on the PSTN at some point. In the traditional telephone service environment, when telephone calls are passed from the customers of one company to the customers of another company, there are charges associated with the communication called "access" and "transmission". Because of the network designs employed by VoIP providers, the amount of "transmission" charges are minimized when the call is between two of their customers. Even if the parties are located in different cities, the "access" charges do not apply.

Because broadband is traditionally used to access the Internet, and Internet-related services, broadband service has been defined by the Federal Communications Commission as "information services" and therefore is not under the regulatory authority of states. As more and more of the Internet-related services offered to the citizens of Nebraska require broadband connectivity, broadband availability will become a larger issue.

PART VII

Applications and Tariffs

The Commission received a total of 109 applications during the period of July 1, 2010, to June 30, 2011. Much of the activity involved companies requesting amendments to their certificates and companies relinquishing their certificates to operate. Below is a summary of the applications received during this period:

Type of Application	Number of Applications Filed	Type of Application	Number of Applications Filed
Local Certification	3	ETC	0
Reseller Certification	6	Withdrawal	18
Amend Certification	27	Transfer of Control	13
Boundary/Customer	6	Name Change	5
Depreciation	1	Trade Name	1
Loan/Indebtedness	12	EAS	0
Commission-Initiated	5	Rate Increase	2
Interconnection	7	Other	3

There were 298 tariff changes filed with the Commission during this period. Individual applications may be reviewed in our offices while the tariff revision listing is available on our website.

PART VIII

Nebraska Telecommunication Infrastructure & Public Safety Department

1. Nebraska Universal Service Fund

Purpose

To ensure that all Nebraskans have access to quality telecommunications and information services at affordable and comparable rates. To accomplish this goal, the Commission has created four programs within the Nebraska Universal Service Fund.

1. High Cost Program, which seeks to make telecommunications and information rates generally affordable and comparable across Nebraska.
2. Nebraska Telephone Assistance Program (NTAP), which was formerly known as the Lifeline/Link-Up Program. This program provides discounted rates to qualifying low-income Nebraskans.
3. Rural Tele-Health Program, which supports the provision of telecommunications services to a statewide Tele-Health network.
4. Dedicated Wireless Fund Program, which supports the provision of wireless telecommunications infrastructure in rural unserved and underserved areas of the State.

Legislative History

In 1997, the Legislature passed LB 686, authorizing the Commission to create the Nebraska Universal Service Fund (NUSF). The goal of the NUSF is, in conjunction with federal universal service funds, to ensure that all Nebraskans have comparable access to telecommunications services at affordable prices. In 1999, the Legislature passed LB 514, exempting persons receiving support from the Lifeline/Link-Up program from any NUSF surcharge. In 2001 and 2002, the Legislature passed LB 389 and LB 1211, respectively, clarifying the Commission's NUSF authority regarding wireless companies. Also, in 2002, the Legislature passed LB 1105, which re-codified the applicable NUSF statutes from §§ 86-1401 to 86-1411 to §§ 86-316 to 86-329. LB 37 passed in 2002 during the special session, which allows the State to borrow monies from the Universal Service Fund with the following caveats: a 60-day reserve must be maintained in the Fund, an interest of five percent must be paid on any monies borrowed for more than 30 days. The borrowing provisions sunset on June 30, 2007. In 2004, LB 1004 changed the name of the Lifeline/Link-Up Program to the Nebraska Telephone Assistance Program.

In 2007, LB 661 provided that consistent with the Federal Telecommunications Act of 1996 (1996 Act), all providers of telecommunications may be assessed the NUSF surcharge which is currently applicable to a percentage of intrastate telecommunications. The Federal Communications Commission (FCC) had found that there is a distinction between providers of telecommunications and those who offer telecommunications services. Accordingly, the Nebraska Telecommunications Universal Service Fund Act was modified to clarify the intent that the Commission has the flexibility to assess the same providers consistent with the 1996 Act.

In addition, LB 661 extended the date by which the Commission is required to hold and complete a hearing after an access rate investigation or complaint is opened. Prior to LB 661 the Commission had sixty (60) days to complete a hearing in an access rate proceeding leaving little time for a protest period, a prehearing conference, discovery, and the filing of testimony. LB 661 changed this time period from sixty (60) to ninety (90) days.

Assessment

The Commission, by order and after public hearing, maintained the NUSF surcharge at 6.95 percent of in-state retail telecommunications revenue through June 30, 2011. Interstate and Internet services are not subject to the NUSF surcharge. The Commission determines assessable services through the use of Federal Communications Commission (FCC) federal universal service definitions in order to reduce the amount of duplicate administrative work for telecommunications providers. Specific categories of services subject to the NUSF surcharge are:

- Local service, including connection charges, enhanced service, such as Caller ID, and extended area services (EAS).
- Wireless services, including cellular, PCS, and paging.
- In-state long distance services, including prepaid calling card, operator-assisted, collect, calling card and private line.
- Voice over the Internet Protocol (VoIP) service.

NUSF Remittances and Payments

The Commission projected the NUSF surcharge would generate \$54.4 million during the July 2010 through June 2011 fiscal year. During this period, the NUSF collected \$53.9 million, a variance of -0.9 percent. The Commission projected during this same period the NUSF would pay out \$53.9 million. During this period, \$48.3 million was actually paid to telecommunication providers, a variance of -10.3 percent. This variance is attributable to monies not yet distributed, but approved for applications in the dedicated wireless program. During the 2010-2011 fiscal year the NUSF processed 1,913 disbursements.

As of the beginning of the fiscal year July 2010, the NUSF balance was \$19.7 million. As of June 30, 2011, the balance had increased slightly to \$20.6 million. Previously, the NUSF was estimated to have a fund balance of \$11.4 million as of June 30, 2011, compared to an actual balance of \$20.6 million. The current balance includes \$5 million which is earmarked for dedicated wireless program support. This support will be paid as carriers complete projects for which they were awarded funding and submit the proper documentation. The current balance also includes

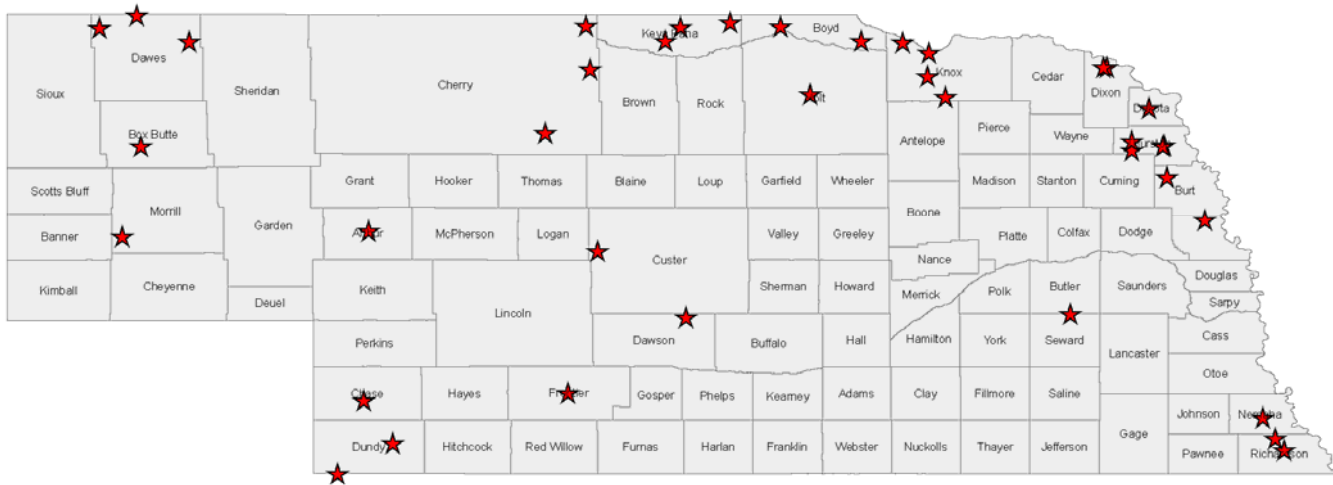
monies earmarked for the Nebraska Broadband Pilot Program to be administered by the NUSF, which is currently being considered by the Commission for implementation in 2012.

Significant Issues

1. On July 16, 2009, the Commission and the Kansas Corporation Commission jointly filed a Petition with the Federal Communications Commission seeking a Declaratory Ruling to clarify that states are not preempted from requiring interconnected VoIP service providers to contribute to state universal service funds. In its Petition, the Commission sought clarification that the FCC did not preempt states from requiring interconnected VoIP providers to contribute to state universal service funds. On November 5, 2010, the FCC issued a Declaratory Ruling affirming the Commission's position and holding that the FCC did not preempt states from requiring interconnected VoIP providers' contributions to the state universal service fund. *See In the Matter of Universal Service Contribution Methodology, Petition of Nebraska Public Service Commission and Kansas Corporation Commission for Declaratory Ruling or, in the Alternative, Adoption of a Rule Declaring that State Universal Service Funds May Assess Nomadic VoIP Intrastate Revenues*, WC Docket No. 06-122, Declaratory Ruling, 25 FCC Rcd. 15651 (November 5, 2010). On January 25, 2011, the Commission issued an order requiring all interconnected VoIP providers previously not contributing to the NUSF to begin billing, collecting and remitting the NUSF surcharge as of May 1, 2011.
2. The Commission continues to implement its December 7, 2004, NUSF-2 order revising the NTAP eligibility standards and program requirements. This has resulted in the need to re-certify more than 12,000 individuals on a regular basis.
2. The Commission previously determined that it should establish a dedicated wireless program to promote access to wireless service in rural areas. The Commission continues to accept and review applications for this program on an annual basis. In 2010, the Commission granted support for three applications; N.E. Colorado Cellular d/b/a Viaero Wireless in the amount of \$2,580,433, U.S. Cellular in the amount of \$1,583,167, and Long Lines Wireless in the amount of \$834,400, all for cell tower construction. The map on the next page shows the location of towers funded since the inception of the program. For the 2011 calendar year, the Commission allocated \$5 million for the dedicated wireless fund program. In June 2011, the Commission received requests for wireless support from three carriers: Long Lines Wireless, N.E. Colorado Cellular d/b/a Viaero Wireless, and U.S. Cellular. These applications are currently being considered by the Commission. In May 2011, the Commission decided to consider an applicant's commitment to providing universal broadband service coverage as part of the application review process, in a continued effort to encourage the deployment of broadband.

A. NUSF Supported Towers Map

**Nebraska Universal Service Fund
Supported Tower Locations
Dedicated Wireless Program
(2008 - 2010)**



★ NUSF Supported Towers

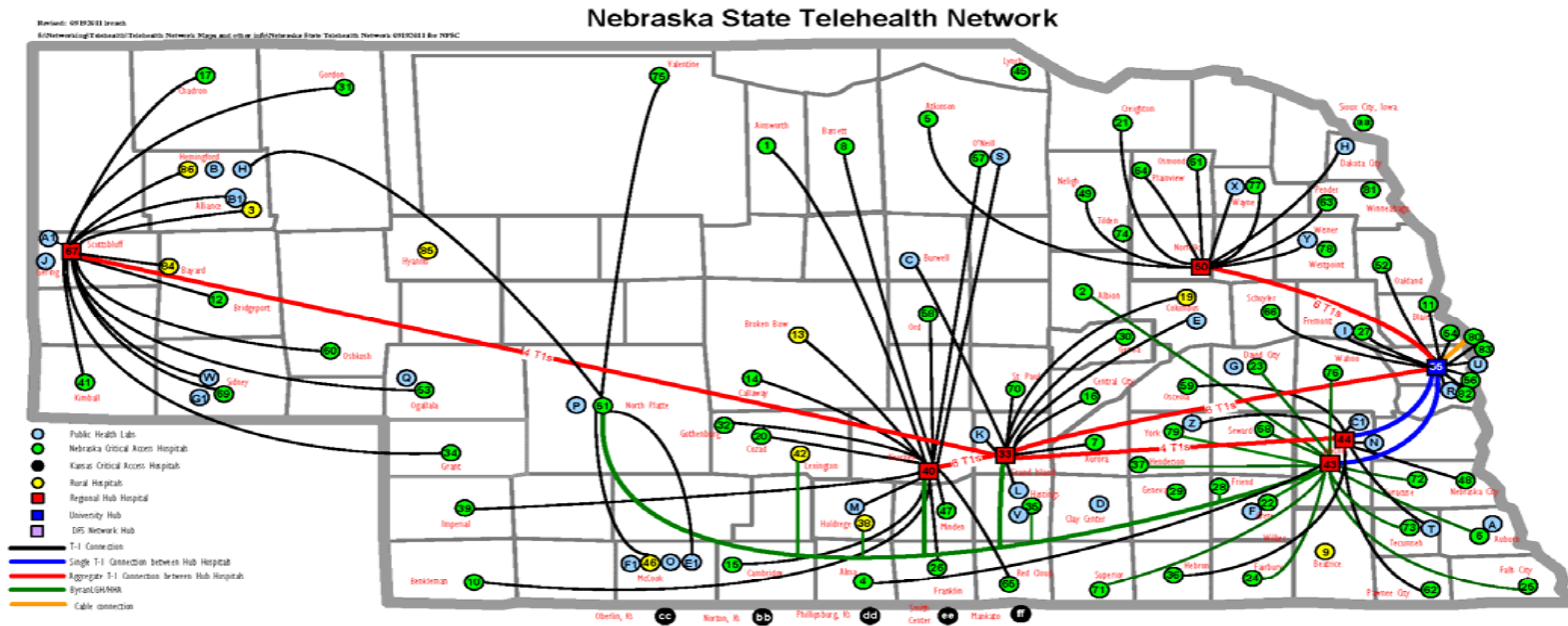
4. In January of 2010, the Commission received a Petition from the Nebraska Telecommunications Association (NTA) to conduct a review of the high-cost fund program. The Petition focused on issues related to deployment of broadband-capable networks throughout the state. The Commission sought comment on the Petition and requested that interested parties brief the issue of whether supporting broadband was included in the statutory authority granted to the Commission in the Nebraska Telecommunications Universal Service Fund Act. On November 3, 2010, the Commission issued an order finding it possessed statutory authority to provide universal service support for broadband service. On June 14, 2011, the Commission issued a further order seeking comments and setting a hearing on a proposed Nebraska Broadband Pilot Program. The Commission's order outlined a proposal to allocate \$4 million of universal service fund support dedicated to broadband projects to unserved and underserved areas. The Commission's order also sought comment on opening the eligibility of support to all broadband providers, suggested certain application criteria, and requested comment on matching requirements, accountability procedures, and build-out commitments.
5. In 2010, the Commission petitioned the FCC to permanently grandfather rural health care providers that qualified as rural and received support under the Rural Healthcare program prior to the rural definition change set forth by the FCC in 2004. This change could have resulted in the loss of \$200,000 of federal funding provided to the Nebraska Statewide Telehealth Network, which connects rural and critical access hospitals to urban hospitals and has become an important component of rural health care access in Nebraska. In June 2011, the FCC released an order adopting an interim rule extending the grandfathering of these rural sites on an interim basis until the rule could be changed permanently.

Nebraska Tele-Health Program

In September of 2004, the Commission approved funding for the Nebraska Statewide Tele-Health Network. This network connects 68 rural and critical access hospitals across the state to hub hospitals in Grand Island, Kearney, Lincoln, Norfolk, North Platte, Omaha and Scottsbluff. The map on the next page illustrates the network. This network connects the rural and critical access hospitals to specialists in areas such as trauma, radiology and endocrinology, providing expanded healthcare services to rural communities. Telehealth has become a vital part of healthcare in Nebraska, saving patients in rural areas the time, cost and inconvenience of traveling long distances for their specialized healthcare needs.

From July 2010 to June 2011, the Commission provided funding of \$736,125.63 for the Tele-Health Network. Since its inception in 2004, the Commission has funded 76 hospitals and expended \$4,462,665.10 for this program.

B. Telehealth Network Map



Nebraska Telephone Assistance Program

In 2003, the Commission changed the name of the Nebraska Lifeline and Link-Up programs to the Nebraska Telephone Assistance Program or NTAP. This was done to distinguish the program from the Lifeline medical alert service. NTAP assists qualifying low-income individuals with obtaining and keeping telephone services by lowering monthly service and connection rates. The Commission has adopted a policy to maximize the amount of federal support for the NTAP. At a minimum, federal support is available to waive the federal subscriber line charge (SLC), which ranges between \$3.50 per month and \$6.50 per month, and reduce basic local exchange rates by \$1.75 per month. Additional federal matching support is available, equal to one-half of any state support, up to a maximum of \$1.75 per month. The Nebraska Universal Service Fund provides support of \$3.50 per month so that the NTAP can receive this additional \$1.75 per month in federal support. As a result, an additional \$5.25 per month in support is available to qualifying Nebraska telephone subscribers. Customers receive a total credit of between \$10.00 and \$13.50 on their bill. To qualify for the NTAP, a consumer must participate in one of the following programs:

- 1) Medicaid;
- 2) Food Stamps;
- 3) Supplemental Security Income (SSI);
- 4) Federal Public Housing Assistance;
- 5) Low-Income Home Energy Assistance Program (LIHEAP); and
- 6) Children's Health Insurance Programs (Kids Connection, SAM, MAC, E-MAC)

The NTAP also provides a credit of 50 percent, up to \$30.00, for one-time connection on a single line of service, free toll blocking, and a deferred payment schedule for charges to establish service on which the consumer does not pay interest. This is provided solely through federal support, although the NUSF does cover administrative costs; and eligibility is based on the same criteria list above. Federal support is now available to low-income consumers living on tribal lands up to an additional \$25.00 per month. This increased support cannot bring the basic local exchange rate below \$1.00 per month. Additionally, federal support of up to \$100 is available to consumers living on tribal lands to reduce the initial connections and line extension charges. Further, eligibility criteria for consumers living in tribal areas have been expanded to include the following additional federal assistance programs:

- 1) Bureau of Indian Affairs General Assistance;
- 2) Tribally-administered Temporary Assistance for Needy Families;
- 3) Head Start (only those meeting its income qualifying standard); or
- 4) National School Lunch Program's free lunch program.

Currently, approximately 16,865 Nebraskans are enrolled in the NTAP program and receive support from the NUSF. This represents a decrease of 9% since June 2010. This 9% decrease is a result of the re-certification process. The Commission is currently involved in a cooperative work effort with Health and Human Services to mail pre-approved NTAP applications to persons that are currently enrolled in the Medicaid, Food Stamps and Children's Health Insurance programs, but not

enrolled in the NTAP. Since September 2003, 236,115 pre-approved applications have been mailed to eligible persons. More than 34,657 of those applications have been returned and processed.

The Commission continues to work with the Nebraska Department of Health and Human Services (HHS) offices, area aging agencies, housing authorities and others across the state to provide information about the NTAP.

The Commission has also implemented a verification and re-certification process to ensure that participant information is up to date and that participants still qualify for the underlying programs. The Commission works with HHS and other sources to obtain information about whether an NTAP enrollee continues to qualify for the underlying programs. If it's determined the customer should no longer be receiving NTAP assistance, the customer is notified, given an opportunity to re-qualify, or if nothing is received, the individual is removed from the Commission's database. The re-certification process began in March 2007, with 1,000 participants per month being selected for re-certification. To date 24,794 participants have been re-certified.

In 2007, the Commission approved adding basic cell phone service to the eligible services to receive NTAP assistance. Those basic cell phone plans are offered through Verizon Wireless, US Cellular and Viaero.

Nebraska Telephone Assistance Program Implementation

The following is a statistical summary of applications processed for each fiscal year ending June 30 since program inception (January 1, 1998):

	Fiscal Year Total		Cumulative to Date	
	Total Applications Processed	One-Time Connection Applications	Total Applications Processed	One-Time Connection Applications
FY 97-98	11,355	435	11,355	435
FY 98-99	4,294	798	15,649	1,233
FY 99-00	4,607	829	20,256	2,062
FY 00-01	3,851	1,716	24,107	3,778
FY 01-02	3,726	1,594	27,833	5,372
FY 02-03	4,117	1,989	31,950	7,361
FY 03-04	7,298	2,226	39,248	9,587
FY 04-05	8,102	4,357	47,350	13,944
FY 05-06	7,460	629	54,810	14,573
FY 06-07	6,128	2,329	60,575	16,902
FY 07-08	6,632	1,712	65,215	18,614
FY 08-09	5,713	1,776	70,928	21,989
FY 09-10	9,173	1,400	80,101	23,389
FY 10-11	7,647	1,095	87,748	24,484

2. Wireless E911 Fund

What is Wireless 9-1-1?

In most areas of North America, citizens have basic or enhanced 9-1-1 service from their landline, or wireline, phones in their homes or workplaces. Basic 9-1-1 means that if someone dials 9-1-1, no location or identifying information is automatically transmitted. This information must be communicated by the calling party to the call taker/dispatcher in the local public safety answering point (PSAP) or 9-1-1 center. In areas with Enhanced 9-1-1, the telecommunications network transmits location or identifying information automatically and the local 9-1-1 center has equipment and database information that allow the call taker to see the caller's phone number and address on a display. This allows the 9-1-1 center to quickly dispatch emergency help, even if the caller is unable to communicate where they are or the nature of the emergency.

Three Phases of Wireless 9-1-1

There are three phases of Wireless 9-1-1. The most basic of these, sometimes called "Wireless Phase 0," means that when you dial 9-1-1 from your cell phone a call taker at a public safety answering point (PSAP) answers. The call taker may be at the state highway patrol or at a city or county PSAP up to hundreds of miles away, or at a local PSAP, depending on how the wireless 9-1-1 call is routed. The call taker doesn't receive the call-back phone number or the location of the caller. This presents life threatening problems due to lost response time if callers are unable to speak, don't know where they are, or if they don't know their wireless phone callback number and the call is dropped.

Wireless Phase I is the first step in providing better emergency response service to wireless 9-1-1 callers. When Phase I has been implemented, a wireless 9-1-1 call will come into the PSAP with the wireless phone's call-back number and the location of the wireless tower that received the call. This allows the PSAP to determine the general location of the calling party, usually within a few square miles. This is important in the event the cell phone call is dropped. This may even allow PSAP employees to work with the wireless company to identify the wireless subscriber.

To more effectively locate wireless 9-1-1 callers, Phase II must be implemented by local 9-1-1 systems and wireless carriers. Phase II allows call-takers to receive both the caller's wireless phone number and their specific location by latitude and longitude.

9-1-1 Technologies

Wireless carriers have two types of location technologies available from which to choose, network-based or handset-based. Of the carriers offering service in Nebraska, Cricket, Sprint Nextel, US Cellular and Verizon utilize a handset-based solution. AT&T/Cingular, I Wireless, T-Mobile and Viaero utilize a network-based solution.

When a wireless phone is turned on, whether or not it is being used, it periodically transmits signals so the wireless network knows where to deliver calls. With the network-based solution,

special radio intercept equipment is installed on the cellular towers. When a call is placed, the towers can compare signals from any active cell phone and pinpoint the call using triangulation (the difference in time between the arrival of the signal at different receiving stations or by the signal's angle of arrival at each tower). It takes at least three towers to get a good location. This solution is called network-based because the signal measurements and location calculations are performed in the cellular network.

The handset-based solution utilizes a cell phone equipped with Global Positioning System (GPS) equipment that can measure the time of arrival of signals transmitted from GPS satellites in order to calculate its position.

Carriers that use network-based technologies are required to provide location information that is accurate to within 100 meters 67% of the time and accurate within 300 meters 95% of the time. Carriers that use handset-based technologies must provide greater location accuracy: 50 meter accuracy 67% of the time and 150 meter accuracy 95% of the time.

Once a carrier using a handset-based technology receives a Phase II request, they have six months to install the necessary equipment and begin delivering the service to the requesting PSAP. Carriers using network-based solutions must provide Phase II for at least 50 percent of the PSAP's coverage area or population within six months after the request and for 100 percent of the PSAP's coverage area within 18 months.

Wireless E911 Fund Remittances and Payments

Effective July 1, 2001, a 50-cent surcharge has been collected for each subscriber with a billing address in Nebraska. Wireless carriers remit the surcharge to the Public Service Commission 60 days after the last day of the month. From July 2010 through June 2011, the fund collected \$8,055,940 and distributions were made in the amount of \$5,993,650.01. As of July 1, 2011, the balance of the Wireless 911 Fund was \$16,405,140.

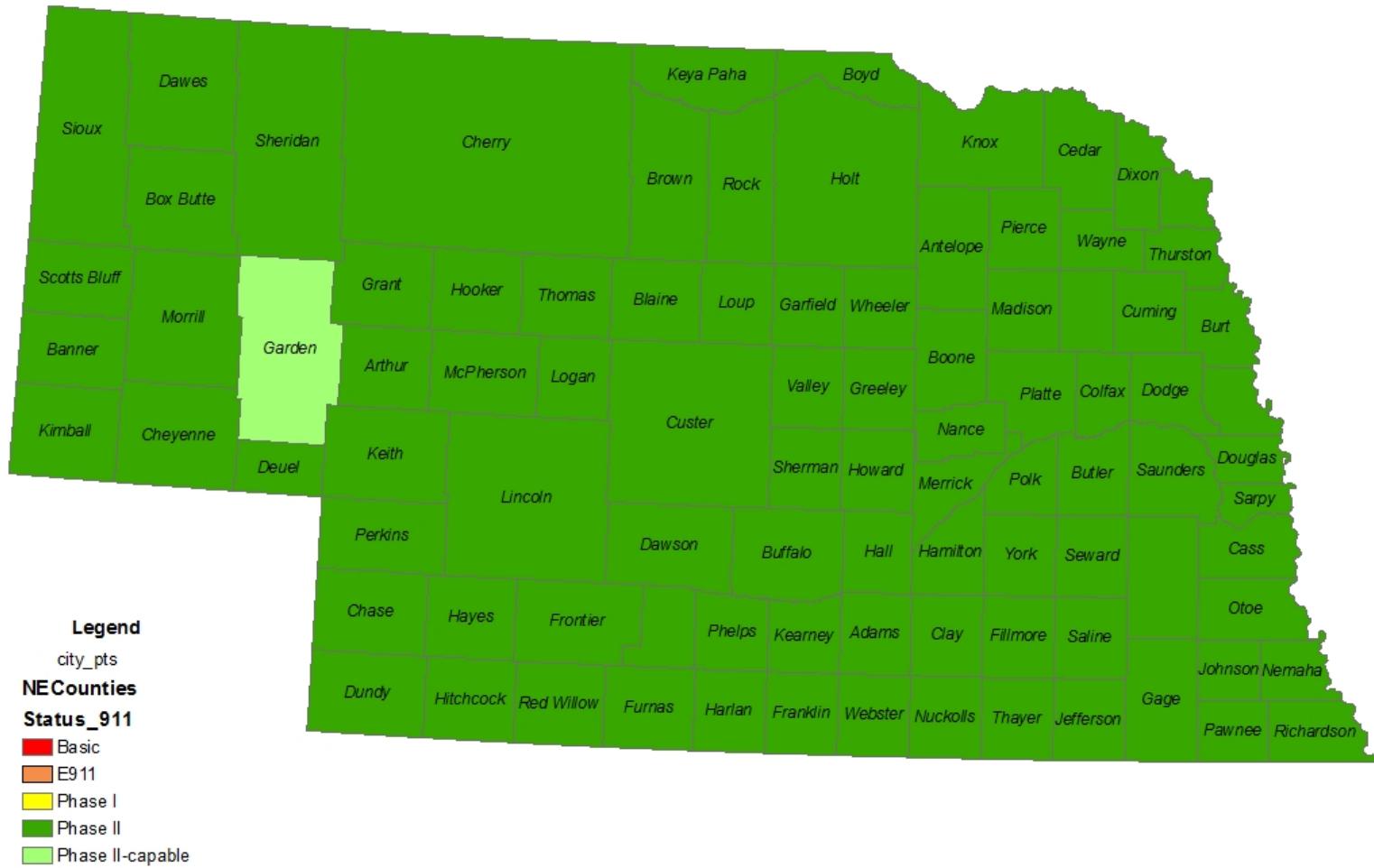
The Commission adopted a permanent funding mechanism for wireless 911 service pursuant to Neb. Rev. Stat. 86-465 (1)(e). All counties have applied for funding under the cost model. Five wireless carriers applied for funding: Cricket Communications, Sagir, d/b/a Indigo, Sprint Nextel, US Cellular and NE Colorado Cellular, d/b/a Viaero. Payments to PSAPs and wireless carriers pursuant to the funding mechanism commenced July 2010.

Status of 911 in Nebraska

There have been 92 counties which have implemented Phase II with at least one wireless carrier. The remaining county is actively taking steps to reach landline enhanced 911 and will proceed to Phase II soon after they have reached enhanced landline E911. It is the belief of the Commission that all counties in the State of Nebraska will have reached Phase II Wireless E911 by the end of the 2011-2012 fiscal year.

A. Status of 911

Nebraska Wireless 911 Status September 13, 2011



Legislative Changes

No significant legislative changes were made during the 2011 legislative session to either the Enhanced Wireless 911 Services Act or the Emergency Telephone Communications Systems Act.

Summary of Significant Dockets Relating to Enhanced Wireless 911

The following is a description of significant pending dockets related to enhanced wireless 911.

911-019/
PI-118 *In the Matter of the Nebraska Public Service Commission, on its own motion, to implement provisions of LB 1222[2006] and to establish a permanent funding mechanism for wireless enhanced 911 service.*

On July 27, 2011, a workshop was held to establish the process for the auditing of funds distributed to PSAPs and wireless carriers pursuant to the permanent funding mechanism. PSAPs and wireless carriers are required to submit all necessary information for the audit to the Commission by October 15, 2011.

911-045/
PI-166 *In the Matter of the Commission, on its own motion, seeking to investigate the requirements, costs and impact of the implementation of Next Generation 911 in Nebraska relating to the provision of Enhanced Wireless 911 Services.*

The Commission opened this docket to investigate the requirements, costs and impact of the implementation of IP based Next Generation 911 in Nebraska relating to the provision of Enhanced Wireless 911 Service. A workshop was held on December 6, 2010, during which representatives from the National Emergency Number Association gave a presentation on the implementation of Next Gen 911. Future workshops are anticipated.

911-046/
PI-167 *In the Matter of the Commission, on its own motion, seeking to investigate costs and options for the statewide maintenance of Geographic Information Systems (GIS) Data necessary for the provision of Enhanced Wireless 911 Service.*

The Commission opened this docket to investigate costs and options for the statewide maintenance of Geographic Information Systems (GIS) Data necessary for the provision of Enhanced Wireless 911 Service. A hearing was held on October 19, 2010, to discuss the comments received and available alternatives. The Commission determined that it did not have the authority to enter into a statewide contract on behalf of individual PSAPs for maintenance of GIS data, and PSAPs would continue to utilize private vendors for GIS data maintenance. No further action was needed, and the docket was closed.

911-047/
PI-168 *In the Matter of the Commission, on its own Motion, seeking to investigate and establish standards and guidelines for Geographic Information Systems (GIS) data necessary for the provision of Enhanced Wireless 911 Services.*

The Commission opened this docket to investigate and establish standards and guidelines for GIS Data necessary for the provision of Enhanced Wireless 911 Service. A hearing was held on April 5, 2011, and the Commission adopted the NENA GIS Data Collection and Maintenance Standards for the current GIS data layers.

911-050 *In the Matter of the First Petition of N.E. Colorado Cellular, Inc., d/b/a Viaero Wireless for Support from the E-911 Wireless Service Provider (WSP) Grant Program.*

The Commission opened this docket to review applications and award funds under the E-911 Wireless Service Provider (WSP) Grant Program. Pursuant to the Commission's April 29, 2010, Notice, \$714,586.00 was made available for the WSP grant program. On October 15, 2010, an application was received from N.E. Colorado Cellular, Inc. d/b/a Viaero Wireless (Viaero). On February 23, 2011, Viaero was awarded \$447,570.17 in grant funds from the WSP Grant Program.

911-051/
PI-177 *In the Matter of the Commission, on its own motion, seeking to investigate payments from the Enhanced Wireless 911 Fund for certain contracts for Geographical Information Systems (GIS) data services.*

The Commission opened this docket to investigate payments from the Enhanced Wireless 911 Fund for certain contracts for Geographical Information Systems (GIS) data and consulting services. The Commission sought and received comments on whether funds from the Enhanced Wireless 911 Fund could be used to pay all costs of certain consulting contracts for GIS data services or whether the costs of such contracts are subject to the wireless/wire line allocation factor as outlined under Docket 911-019/PI-118. A hearing was held on July 12, 2011, and the Commission determined that costs related to GIS data and consulting services were subject to the wireless/wire line allocation factor and not fully funded by the Fund.

911-052/
PI-178 *In the Matter of the Commission, on its own motion, seeking to investigate and establish policies for the advance of Enhanced Wireless 911 Funds to PSAPs for purchases of equipment and software.*

The Commission opened this docket to investigate and establish policies for the advance of Enhanced Wireless 911 Funds to public safety answering points (PSAPs) for purchases of equipment and software that had not been replaced or upgraded before the adoption of the permanent funding mechanism. The Commission released for comment a proposed policy to provide guidance for the availability of such advances. A hearing was held on July 12, 2011, and the Commission adopted the policy as proposed.

B. Wireline 911 Information

The table beginning on the next page is Wireline E911 surcharge information reported to the Commission by incumbent and competitive local exchange carriers:

Name of Exchange	Local Exchange Carrier	Level of 911 Service			Monthly Surcharge to be Collected Approved by Jurisdiction	PSAP County/City Surcharge Remitted To	Total Annual Remittance	Annual Remittance to PSAP
		Basic 911	ANI/ALI	E911				
Glenvil	Windstream			X	\$0.75	Adams County	\$163.50	\$130,733.08
Glenvil	Windstream/NT&T			X	\$0.75	Adams County	\$51.00	
Hansen	Windstream			X	\$0.75	Adams County	\$1,940.75	
Hansen	Windstream/NT&T			X	\$0.75	Adams County	\$75.00	
Hastings	Charter Fiberlink-Nebraska, LLC			X	\$0.75	Adams County	\$11,995.58	
Hastings	Granite Telecommunications LLC			X	\$0.75	Adams County	\$306.75	
Hastings	Windstream			X	\$1.00	Adams County	\$105,217.00	
Hastings	Windstream/Guaranteed Phone Service			X	\$0.75	Adams County	\$4.50	
Hastings	Windstream/NT&T			X	\$1.00	Adams County	\$3,518.00	
Juniata	Windstream			X	\$0.75	Adams County	\$3,471.25	
Juniata	Windstream/NT&T			X	\$0.75	Adams County	\$199.50	
Kenesaw	Windstream			X	\$0.75	Adams County	\$3,557.75	
Kenesaw	Windstream/NT&T			X	\$0.75	Adams County	\$232.50	
Alliance	AT&T Comm. of the Midwest, Inc.			X	\$0.50	Alliance PD	\$40.50	
Alliance	Qwest			X	\$0.50	Alliance PD	\$24,087.76	
Alliance	Allo Communications			X	\$0.50	Alliance PD	\$3,811.02	
Alliance	Mobius Communications Company			X	\$0.50	Alliance PD	\$4,110.69	
Hemingford	Hemingford Cooperative Telephone Company			X	\$0.50	Alliance PD	\$4,640.58	
Brunswick	Citizens Telecommunications Company of Nebraska			X	\$1.00	Antelope County	\$2,231.00	\$19,970.00
Madison	Citizens Telecommunications Company of Nebraska			X	\$1.00	Antelope County	\$1.00	
Neligh	Citizens Telecommunications Company of Nebraska			X	\$1.00	Antelope County	\$12,815.00	
Neligh	Granite Telecommunications LLC			X	\$1.00	Antelope County	\$36.00	
Orchard	Citizens Telecommunications Company of Nebraska			X	\$1.00	Antelope County	\$4,131.00	
Tilden	Citizens Telecommunications Company of Nebraska			X	\$1.00	Antelope County	\$756.00	
Arthur	Consolidated Telephone Company			X	\$0.60	Arthur County	\$1,533.32	

Name of Exchange	Local Exchange Carrier	Level of 911 Service			Monthly Surcharge to be Collected Approved by Jurisdiction	PSAP County/City Surcharge Remitted To	Total Annual Remittance	Annual Remittance to PSAP
		Basic 911	ANI/ALI	E911				
Keystone	Keystone-Arthur			X	\$0.60	Arthur County	\$109.80	\$1,643.12
Albion	Citizens Telecommunications Company of Nebraska			X	\$1.00	Boone County	\$15,573.00	\$15,848.00
Albion	Granite Telecommunications LLC			X	\$1.00	Boone County	\$71.00	
Columbus	Citizens Telecommunications Company of Nebraska			X	\$1.00	Boone County	\$1.00	
Neligh	Citizens Telecommunications Company of Nebraska			X	\$1.00	Boone County	\$1.00	
Newman Grove	Citizens Telecommunications Company of Nebraska			X	\$1.00	Boone County	\$190.00	
Tilden	Citizens Telecommunications Company of Nebraska			X	\$1.00	Boone County	\$12.00	
Alliance	Charter Fiberlink-Nebraska, LLC			X	\$0.50	Box Butte County	\$2,836.82	
Alliance	First Communications, LLC			X	\$0.50	Box Butte County	\$20.00	
Alliance	Granite Telecommunications LLC			X	\$0.50	Box Butte County	\$48.00	
Alliance	McLeod USA Telecommunications Services/Paetec Business Services			X	\$0.50	Box Butte County	\$1.00	
Alliance	OrbitCom, Inc.			X	\$0.50	Box Butte County	\$208.00	
Ainsworth	Three River Communications	X			\$1.00	Brown County	\$10,390.00	\$10,528.00
Ainsworth	OrbitCom, Inc.	X			\$1.00	Brown County	\$138.00	
Amherst	Citizens Telecommunications Company of Nebraska			X	\$0.65	Buffalo County	\$1,678.95	\$3,768.28
Columbus	Citizens Telecommunications Company of Nebraska			X	\$0.65	Buffalo County	\$650.65	
Elm Creek	Allo Communications			X	\$0.65	Buffalo County	\$45.50	
Elm Creek	AT&T Comm. of the Midwest, Inc.			X	\$0.65	Buffalo County	\$7.80	
Elm Creek	McLeod USA Telecommunications Services/Paetec Business Services			X	\$0.65	Buffalo County	\$1.95	
Elm Creek	Qwest			X	\$0.65	Buffalo County	\$3,768.28	

Name of Exchange	Local Exchange Carrier	Level of 911 Service			Monthly Surcharge to be Collected Approved by Jurisdiction	PSAP County/City Surcharge Remitted To	Total Annual Remittance	Annual Remittance to PSAP
		Basic 911	ANI/ALI	E911				
Gibbon	Nebraska Central Telephone Co.			X	\$0.65	Buffalo County	\$6,024.32	\$123,419.90
Holdrege	OrbitCom, Inc.			X	\$0.65	Buffalo County	\$7.80	
Kearney	AT&T Comm. of the Midwest, Inc.			X	\$0.65	Buffalo County	\$3.25	
Kearney	Charter Fiberlink-Nebraska, LLC			X	\$0.65	Buffalo County	\$14,398.67	
Kearney	Citizens Telecommunications Company of Nebraska			X	\$0.65	Buffalo County	\$70,441.15	
Kearney	First Communications, LLC			X	\$0.65	Buffalo County	\$9.10	
Kearney	Granite Telecommunications LLC			X	\$0.65	Buffalo County	\$285.35	
Kearney	Windstream CLEC			X	\$0.65	Buffalo County	\$10,313.55	
Miller	Citizens Telecommunications Company of Nebraska			X	\$0.65	Buffalo County	\$763.10	
Neligh	Citizens Telecommunications Company of Nebraska			X	\$0.65	Buffalo County	\$0.65	
Pleasanton	Citizens Telecommunications Company of Nebraska			X	\$0.65	Buffalo County	\$2,246.40	
Ravenna	Nebraska Central Telephone Co.			X	\$0.65	Buffalo County	\$6,500.79	
Riverdale	Citizens Telecommunications Company of Nebraska			X	\$0.65	Buffalo County	\$1,925.95	
Shelton	Nebraska Central Telephone Co.			X	\$0.65	Buffalo County	\$3,754.54	
Sodtown	Sodtown			X	\$0.65	Buffalo County	\$591.50	
Sumner	Citizens Telecommunications Company of Nebraska			X	\$0.65	Buffalo County	\$0.65	
Lyons	HunTel Cablevision dba HunTel Communications			X	\$1.00	Burt County	\$1,688.00	
Lyons	Qwest			X	\$1.00	Burt County	\$4,937.78	
Oakland	HunTel Cablevision dba HunTel Communications			X	\$1.00	Burt County	\$2,815.00	
Oakland	Qwest			X	\$1.00	Burt County	\$6,199.38	
Tekamah	First Communications, LLC			X	\$1.00	Burt County	\$12.00	
Tekamah	Granite Telecommunications LLC			X	\$1.00	Burt County	\$43.00	
Tekamah	HunTel Cablevision dba HunTel Communications			X	\$1.00	Burt County	\$11,681.00	

Name of Exchange	Local Exchange Carrier	Level of 911 Service			Monthly Surcharge to be Collected Approved by Jurisdiction	PSAP County/City Surcharge Remitted To	Total Annual Remittance	Annual Remittance to PSAP	
		Basic 911	ANI/ALI	E911					
Tekamah	Qwest			X	\$1.00	Burt County	\$4,695.48	\$32,167.64	
Ainsworth	AT&T Comm. of the Midwest, Inc.			X	\$1.00	Burt County	\$12.00		
Oakland	AT&T Comm. of the Midwest, Inc.			X	\$1.00	Burt County	\$12.00		
Tekamah	AT&T Comm. of the Midwest, Inc.			X	\$1.00	Burt County	\$12.00		
Tekamah	OrbitCom, Inc.			X	\$1.00	Burt County	\$60.00		
Bellwood	Windstream			X	\$1.00	Butler County	\$3,091.00	\$33,494.47	
Bellwood	Windstream/NT&T			X	\$1.00	Butler County	\$196.00		
Brainard	Windstream			X	\$1.00	Butler County	\$3,752.00		
Brainard	Windstream/NT&T			X	\$1.00	Butler County	\$228.00		
Bruno	Windstream			X	\$1.00	Butler County	\$1,737.00		
Bruno	Windstream/NT&T			X	\$1.00	Butler County	\$170.00		
David City	Granite Telecommunications LLC			X	\$1.00	Butler County	\$72.00		
David City	Time Warner Cable Information Services (Nebraska) LLC			X	\$1.00	Butler County	\$2,788.47		
David City	Windstream			X	\$1.00	Butler County	\$13,531.00		
David City	Windstream/NT&T			X	\$1.00	Butler County	\$1,682.00		
Dwight	Windstream			X	\$1.00	Butler County	\$1,603.00		
Dwight	Windstream/NT&T			X	\$1.00	Butler County	\$36.00		
Octavia	Windstream			X	\$1.00	Butler County	\$850.00		
Octavia	Windstream/NT&T			X	\$1.00	Butler County	\$72.00		
Rising City	Windstream			X	\$1.00	Butler County	\$2,730.00		
Rising City	Windstream/NT&T			X	\$1.00	Butler County	\$165.00		
Surprise	Windstream			X	\$1.00	Butler County	\$719.00		
Surprise	Windstream/NT&T			X	\$1.00	Butler County	\$72.00		
Avoca	Windstream			X	\$1.00	Cass County	\$1,890.00		\$33,494.47
Avoca	Windstream/NT&T			X	\$1.00	Cass County	\$91.00		
Eagle	Windstream			X	\$1.00	Cass County	\$1,678.00		
Eagle	Windstream/NT&T			X	\$1.00	Cass County	\$218.00		
Elmwood	Windstream			X	\$1.00	Cass County	\$3,948.00		
Elmwood	Windstream/NT&T			X	\$1.00	Cass County	\$180.00		

Name of Exchange	Local Exchange Carrier	Level of 911 Service			Monthly Surcharge to be Collected Approved by Jurisdiction	PSAP County/City Surcharge Remitted To	Total Annual Remittance	Annual Remittance to PSAP
		Basic 911	ANI/ALI	E911				
Greenwood	Windstream			X	\$1.00	Cass County	\$2,791.00	\$56,999.58
Greenwood	Windstream/NT&T			X	\$1.00	Cass County	\$38.00	
Louisville	Windstream			X	\$1.00	Cass County	\$10,985.00	
Louisville	Windstream/NT&T			X	\$1.00	Cass County	\$502.00	
Murdock	Windstream			X	\$1.00	Cass County	\$2,769.00	
Murdock	Windstream/NT&T			X	\$1.00	Cass County	\$152.00	
Murray	Windstream			X	\$1.00	Cass County	\$12,259.00	
Murray	Windstream/NT&T			X	\$1.00	Cass County	\$220.00	
Nehawka	Windstream			X	\$1.00	Cass County	\$1,993.00	
Nehawka	Windstream/NT&T			X	\$1.00	Cass County	\$157.00	
Plattsmouth	Charter Fiberlink-Nebraska, LLC			X	\$1.00	Cass County	\$6,907.58	
Plattsmouth	Granite Telecommunications LLC			X	\$1.00	Cass County	\$222.00	
Union	Windstream			X	\$1.00	Cass County	\$2,901.00	
Union	Windstream/NT&T			X	\$1.00	Cass County	\$74.00	
Weeping Water	Windstream			X	\$1.00	Cass County	\$6,615.00	
Weeping Water	Windstream/Guaranteed Phone Service			X	\$1.00	Cass County	\$3.00	
Weeping Water	Windstream/NT&T			X	\$1.00	Cass County	\$406.00	
Belden	Eastern Nebraska Telephone Co.			X	\$1.00	Cedar County	\$1,030.00	\$27,029.63
Hartington	Granite Telecommunications LLC			X	\$1.00	Cedar County	\$19.00	
Hartington	Hartington Telecommunications Co., Inc.			X	\$1.00	Cedar County	\$15,749.98	
Laurel	Qwest			X	\$1.00	Cedar County	\$5,190.79	
Randolph	Qwest			X	\$1.00	Cedar County	\$4,488.86	
Laurel	AT&T Comm. of the Midwest, Inc.			X	\$1.00	Cedar County	\$12.00	
Randolph	AT&T Comm. of the Midwest, Inc.			X	\$1.00	Cedar County	\$12.00	
Randolph	OrbitCom, Inc.			X	\$1.00	Cedar County	\$527.00	
Chadron	Allo Communications			X	\$1.00	Chadron PD	\$560.02	
Chadron	AT&T Comm. of the Midwest, Inc.			X	\$1.00	Chadron PD	\$24.00	
Chadron	McLeod USA Telecommunications Services/Paetec Business Services			X	\$2.00	Chadron PD	\$4.00	

Name of Exchange	Local Exchange Carrier	Level of 911 Service			Monthly Surcharge to be Collected Approved by Jurisdiction	PSAP County/City Surcharge Remitted To	Total Annual Remittance	Annual Remittance to PSAP
		Basic 911	ANI/ALI	E911				
Chadron	Mobius Communications Company			X	\$1.00	Chadron PD	\$1,387.79	
Chadron	Qwest			X	\$1.00	Chadron PD	\$22,574.09	
Crawford	Allo Communications			X	\$1.00	Chadron PD	\$50.96	
Crawford/ Whitney	Qwest			X	\$1.00	Chadron PD	\$4,707.79	
Crawford/Whitney	Mobius Communications Company			X	\$1.00	Chadron PD	\$1,257.72	
Harrison	Allo Communications			X	\$1.00	Chadron PD	\$59.00	
Harrison	Mobius Communications Company			X	\$1.00	Chadron PD	\$130.66	
Harrison	Qwest			X	\$1.00	Chadron PD	\$1,262.75	
Whitney	Allo Communications			X	\$1.00	Chadron PD	\$12.00	
Wauneta	Wauneta Telephone Company, Inc.			X	\$1.00	Chase County	\$5,973.00	
Valentine	Allo Communications	X			\$1.00	Cherry County	\$12.00	\$390.00
Valentine	Granite Telecommunications LLC	X			\$1.00	Cherry County	\$41.00	
Valentine	Ionex Communications North, Inc.	X			\$1.00	Cherry County	\$24.00	
Valentine	OrbitCom, Inc.	X			\$1.00	Cherry County	\$313.00	
Dalton	Dalton Telephone Co.			X	\$1.00	Cheyenne County	\$2,817.00	
Gurley	Dalton Telephone Co.			X	\$1.00	Cheyenne County	\$1,966.00	
Lodgepole	Dalton Telephone Co.			X	\$1.00	Cheyenne County	\$2,911.00	
Sidney	Allo Communications			X	\$1.00	Cheyenne County	\$1,235.86	
Sidney	AT&T Comm. of the Midwest, Inc.			X	\$1.00	Cheyenne County	\$38.00	
Sidney	Charter Fiberlink-Nebraska, LLC			X	\$1.00	Cheyenne County	\$4,891.21	
Sidney	First Communications, LLC			X	\$1.00	Cheyenne County	\$36.00	
Sidney	Granite Telecommunications LLC			X	\$1.00	Cheyenne Co.	\$344.00	
Sidney	Ionex Communications North, Inc.			X	\$1.00	Cheyenne Co.	\$24.00	
Sidney	McLeod USA Telecommunications Services/Paetec Business Services			X	\$1.00	Cheyenne Co	\$4.00	
Sidney	Mobius Communications Company			X	\$1.00	Cheyenne Co.	\$69.56	

Name of Exchange	Local Exchange Carrier	Level of 911 Service			Monthly Surcharge to be Collected Approved by Jurisdiction	PSAP County/City Surcharge Remitted To	Total Annual Remittance	Annual Remittance to PSAP
		Basic 911	ANI/ALI	E911				
Sidney	Qwest			X	\$1.00	Cheyenne County	\$30,739.88	\$46,959.51
Sidney	OrbitCom, Inc.			X	\$1.00	Cheyenne County	\$1,883.00	
Ashland	Windstream			X	\$0.50	City of Ashland	\$14,147.50	\$14,589.00
Ashland	Windstream/NT&T			X	\$0.50	City of Ashland	\$441.50	
Beatrice	Charter Fiberlink-Nebraska, LLC			X	\$1.00	City of Beatrice	\$8,708.70	\$74,511.70
Beatrice	Granite Telecommunications LLC			X	\$1.00	City of Beatrice	\$348.00	
Beatrice	Windstream			X	\$1.00	City of Beatrice	\$61,987.00	
Beatrice	Windstream/NT&T			X	\$1.00	City of Beatrice	\$3,468.00	
Crete	Granite Telecommunications LLC			X	\$1.00	City of Crete	\$292.00	\$28,814.00
Crete	Time Warner Cable Information Services (Nebraska) LLC			X	\$1.00	City of Crete	\$3,419.00	
Crete	Windstream			X	\$1.00	City of Crete	\$23,677.00	
Crete	Windstream/NT&T			X	\$1.00	City of Crete	\$1,426.00	
Dawson	Windstream			X	\$0.50	City of Dawson	\$1,059.50	\$1,189.00
Dawson	Windstream/NT&T			X	\$0.50	City of Dawson	\$129.50	
Fremont	Time Warner Cable Information Services (Nebraska) LLC			X	\$1.00	City of Fremont	\$18,777.00	\$18,843.00
Fremont	Trans National Communications International, Inc.			X	\$1.00	City of Fremont	\$66.00	
Gothenburg	Granite Telecommunications LLC			X	\$1.00	City of Gothenburg	\$65.00	\$65.00
Grand Island	McLeod USA Telecommunications Services/Paetec Business Services			X	\$1.00	City of Grand Island	\$224.00	\$224.00
Guide Rock	Windstream			X	\$1.00	City of Guide Rock	\$1,992.00	\$2,126.00
Guide Rock	Windstream/NT&T			X	\$1.00	City of Guide Rock	\$134.00	
Holdrege	Charter Fiberlink-Nebraska, LLC			X	\$1.00	City of Holdrege	\$4,523.44	\$4,523.44
Humboldt	Time Warner Cable Information Services (Nebraska) LLC			X	\$1.00	City of Humboldt	\$540.57	
Humboldt	Windstream			X	\$0.50	City of Humboldt	\$3,921.00	

Name of Exchange	Local Exchange Carrier	Level of 911 Service			Monthly Surcharge to be Collected Approved by Jurisdiction	PSAP County/City Surcharge Remitted To	Total Annual Remittance	Annual Remittance to PSAP
		Basic 911	ANI/ALI	E911				
Humboldt	Windstream/NT&T			X	\$0.50	City of Humboldt	\$210.00	\$4,671.57
McCook	OrbitCom, Inc.			X	\$1.00	City of McCook	\$1,694.00	\$1,694.00
Norfolk	Granite Telecommunications LLC			X	\$1.00	City of Norfolk	\$1,383.00	\$1,684.00
Norfolk	Ionex Communications North, Inc.			X	\$1.00	City of Norfolk	\$301.00	
Osmond	Eastern Nebraska Telephone Co.			X	\$1.00	City of Osmond	\$6,254.00	\$6,254.00
West Point	First Communications, LLC			X	\$1.00	City of West Point	\$10.00	\$10.00
Wymore	Granite Telecommunications LLC			X	\$1.00	City of Wymore	\$46.00	\$8,389.00
Wymore	Windstream			X	\$1.00	City of Wymore	\$7,571.00	
Wymore	Windstream/NT&T			X	\$1.00	City of Wymore	\$772.00	
York	Windstream			X	\$1.00	City of York	\$39,948.00	\$41,652.50
York	Windstream/NT&T			X	\$1.00	City of York	\$1,455.00	
York	Granite Telecommunications LLC			X	\$0.50	City of York	\$249.50	
Clay Center	Windstream/NT&T			X	\$1.00	Clay County	\$288.00	\$29,675.00
Clay Center	Granite Telecommunications LLC			X	\$1.00	Clay County	\$120.00	
Clay Center	Windstream			X	\$1.00	Clay County	\$4,350.00	
Deweese	Windstream			X	\$1.00	Clay County	\$1,106.00	
Deweese	Windstream/NT&T			X	\$1.00	Clay County	\$131.00	
Edgar	Windstream			X	\$1.00	Clay County	\$2,987.00	
Edgar	Windstream/NT&T			X	\$1.00	Clay County	\$177.00	
Fairfield	Windstream			X	\$1.00	Clay County	\$2,521.00	
Fairfield	Windstream/NT&T			X	\$1.00	Clay County	\$253.00	
Glenvil	Windstream			X	\$1.00	Clay County	\$2,549.00	
Glenvil	Windstream/NT&T			X	\$1.00	Clay County	\$136.00	
Harvard	Windstream			X	\$1.00	Clay County	\$4,064.00	
Harvard	Windstream/NT&T			X	\$1.00	Clay County	\$419.00	
Ong	Windstream			X	\$1.00	Clay County	\$477.00	
Ong	Windstream/NT&T			X	\$1.00	Clay County	\$48.00	
Sutton	Windstream			X	\$1.00	Clay County	\$9,155.00	
Sutton	Windstream/NT&T			X	\$1.00	Clay County	\$894.00	

Name of Exchange	Local Exchange Carrier	Level of 911 Service			Monthly Surcharge to be Collected Approved by Jurisdiction	PSAP County/City Surcharge Remitted To	Total Annual Remittance	Annual Remittance to PSAP
		Basic 911	ANI/ALI	E911				
Clarkson	AT&T Comm. of the Midwest, Inc.			X	\$1.00	Colfax County	\$27.00	\$33,662.15
Clarkson	Qwest			X	\$1.00	Colfax County	\$3,469.68	
Columbus	Citizens Telecommunications Company of Nebraska			X	\$1.00	Colfax County	\$300.00	
Howells	Qwest			X	\$1.00	Colfax County	\$3,309.83	
Leigh	Citizens Telecommunications Company of Nebraska			X	\$1.00	Colfax County	\$3,921.00	
Palmer	Citizens Telecommunications Company of Nebraska			X	\$1.00	Colfax County	\$1.00	
Schuyler	First Communications, LLC			X	\$1.00	Colfax County	\$1.00	
Schuyler	Granite Telecommunications LLC			X	\$1.00	Colfax County	\$130.00	
Schuyler	Ionex Communications North, Inc.			X	\$1.00	Colfax County	\$492.00	
Schuyler	OrbitCom, Inc.			X	\$1.00	Colfax County	\$130.00	
Schuyler	Qwest			X	\$1.00	Colfax County	\$21,880.63	
Albion	Citizens Telecommunications Company of Nebraska			X	\$1.00	Columbus PD	\$1.00	\$33,662.15
Columbus	Citizens Telecommunications Company of Nebraska			X	\$1.00	Columbus PD	\$81,135.00	
Creston/Humphrey	Qwest			X	\$1.00	Columbus PD	\$6,922.70	
Duncan	Citizens Telecommunications Company of Nebraska			X	\$1.00	Columbus PD	\$5.00	
Duncan	NT&T			X	\$1.00	Columbus PD	\$52.00	
Genoa	Citizens Telecommunications Company of Nebraska			X	\$1.00	Columbus PD	\$3.00	
Genoa	NT&T			X	\$1.00	Columbus PD	\$23.00	
Humphrey	AT&T Comm. of the Midwest, Inc.			X	\$1.00	Columbus PD	\$38.00	
Humphrey	NT&T			X	\$1.00	Columbus PD	\$2,459.00	
Leigh	NT&T			X	\$1.00	Columbus PD	\$4.00	
Lindsay	NT&T			X	\$1.00	Columbus PD	\$108.00	
Madison	Citizens Telecommunications Company of Nebraska			X	\$1.00	Columbus PD	\$1.00	

Name of Exchange	Local Exchange Carrier	Level of 911 Service			Monthly Surcharge to be Collected Approved by Jurisdiction	PSAP County/City Surcharge Remitted To	Total Annual Remittance	Annual Remittance to PSAP
		Basic 911	ANI/ALI	E911				
Newman Grove	NT&T			X	\$1.00	Columbus PD	\$24.00	\$90,806.70
Platte Center	Citizens Telecommunications Company of Nebraska			X	\$1.00	Columbus PD	\$4.00	
Platte Center	NT&T			X	\$1.00	Columbus PD	\$27.00	
West Point	AT&T Comm. of the Midwest, Inc.			X	\$1.00	Cuming County	\$12.00	\$25,635.45
West Point	First Communications, LLC			X	\$1.00	Cuming County	\$2.00	
West Point	Granite Telecommunications LLC			X	\$1.00	Cuming County	\$72.00	
West Point	NT&T			X	\$1.00	Cuming County	\$4,533.00	
West Point	OrbitCom, Inc.			X	\$1.00	Cuming County	\$124.00	
West Point	Qwest			X	\$1.00	Cuming County	\$20,892.45	
Anselmo	Consolidated Telephone Company			X	\$1.00	Custer County	\$2,069.15	
Ansley	Nebraska Central Telephone Co.			X	\$1.00	Custer County	\$1,037.91	
Broken Bow	Allo Communications			X	\$1.00	Custer County	\$1,056.24	
Broken Bow	First Communications, LLC			X	\$1.00	Custer County	\$12.00	
Broken Bow	Granite Telecommunications LLC			X	\$1.00	Custer County	\$60.00	
Broken Bow	McLeod USA Telecommunications Services/Paetec Business Services			X	\$1.00	Custer County	\$4.00	
Broken Bow	NT&T			X	\$1.00	Custer County	\$3,129.00	
Broken Bow	OrbitCom, Inc.			X	\$1.00	Custer County	\$48.00	
Broken Bow	Qwest			X	\$1.00	Custer County	\$23,388.74	
Comstock	Nebraska Central Telephone Co.			X	\$1.00	Custer County	\$1,072.70	
Mason City	Nebraska Central Telephone Co.			X	\$1.00	Custer County	\$1,877.32	
Merna	Consolidated Telephone Company			X	\$1.00	Custer County	\$3,498.47	
Sargent	Nebraska Central Telephone Co.			X	\$1.00	Custer County	\$4,696.99	
Sumner	Citizens Telecommunications Company of Nebraska			X	\$1.00	Custer County	\$168.00	\$42,118.52
Dakota City	AT&T Comm. of the Midwest, Inc.			X	\$1.00	Dakota County	\$36.00	
Dakota City/ South Sioux City	Qwest			X	\$1.00	Dakota County	\$28,131.48	
Emerson	HunTel Cablevision dba HunTel Communications			X	\$1.00	Dakota County	\$801.00	

Name of Exchange	Local Exchange Carrier	Level of 911 Service			Monthly Surcharge to be Collected Approved by Jurisdiction	PSAP County/City Surcharge Remitted To	Total Annual Remittance	Annual Remittance to PSAP
		Basic 911	ANI/ALI	E911				
Emerson	NT&T			X	\$1.00	Dakota County	\$1,032.00	\$60,538.44
Emerson	Qwest			X	\$1.00	Dakota County	\$2,788.43	
Homer	AT&T Comm. of the Midwest, Inc.			X	\$1.00	Dakota County	\$69.00	
Homer	NT&T			X	\$1.00	Dakota County	\$834.00	
Homer	Qwest			X	\$1.00	Dakota County	\$1,891.53	
South Sioux City	AT&T Comm. of the Midwest, Inc.			X	\$1.00	Dakota County	\$227.00	
South Sioux City	First Communications, LLC			X	\$1.00	Dakota County	\$58.00	
South Sioux City	Granite Telecommunications LLC			X	\$1.00	Dakota County	\$559.00	
South Sioux City	Long Lines Siouxland			X	\$1.00	Dakota County	\$20,487.00	
South Sioux City	McLeod USA Telecommunications Services/Paetec Business Services			X	\$1.00	Dakota County	\$216.00	
South Sioux City	NT&T			X	\$1.00	Dakota County	\$3,210.00	
South Sioux City	OrbitCom, Inc.			X	\$1.00	Dakota County	\$198.00	
Chadron	Granite Telecommunications LLC			X	\$1.00	Dawes County	\$224.00	
Chadron	NT&T			X	\$1.00	Dawes County	\$3,596.00	
Chadron	OrbitCom, Inc.			X	\$1.00	Dawes County	\$235.00	
Crawford	NT&T			X	\$1.00	Dawes County	\$2,191.00	
Cozad	Cozad Telephone			X	\$1.00	Dawson County	\$23,683.00	
Elwood	NT&T			X	\$1.00	Dawson County	\$1,842.00	
Kearney	Citizens Telecommunications Company of Nebraska			X	\$1.00	Dawson County	\$5.00	
Lexington	Allo Communications			X	\$1.00	Dawson County	\$393.34	
Lexington	AT&T Comm. of the Midwest, Inc.			X	\$1.00	Dawson County	\$48.00	
Lexington	Charter Fiberlink-Nebraska, LLC			X	\$1.00	Dawson County	\$3,080.84	
Lexington	First Communications, LLC			X	\$1.00	Dawson County	\$24.00	
Lexington	Granite Telecommunications LLC			X	\$1.00	Dawson County	\$429.00	
Lexington	Ionex Communications North, Inc.			X	\$1.00	Dawson County	\$60.00	
Lexington	McLeod USA Telecommunications Services/Paetec Business Services			X	\$6.00	Dawson County	\$52.00	
Lexington	NT&T			X	\$1.00	Dawson County	\$6,392.00	
Lexington	OrbitCom, Inc.			X	\$1.00	Dawson County	\$985.00	

Name of Exchange	Local Exchange Carrier	Level of 911 Service			Monthly Surcharge to be Collected Approved by Jurisdiction	PSAP County/City Surcharge Remitted To	Total Annual Remittance	Annual Remittance to PSAP
		Basic 911	ANI/ALI	E911				
Lexington	Qwest			X	\$1.00	Dawson County	\$29,258.05	\$67,835.23
Sumner	Citizens Telecommunications Company of Nebraska			X	\$1.00	Dawson County	\$1,582.00	
Sumner	NT&T			X	\$1.00	Dawson County	\$1.00	
Grand Island	Trans National Communications International, Inc.			X	\$1.00	Dept. of Comm. Civil Defense	\$468.00	\$468.00
Ponca	Granite Telecommunications LLC			X	\$1.00	Dixon County	\$12.00	\$5,622.74
Wakefield	HunTel Cablevision dba HunTel Communications			X	\$1.00	Dixon County	\$1,434.00	
Wakefield	Qwest			X	\$1.00	Dixon County	\$3,964.74	
Fremont	First Communications, LLC			X	\$1.00	Dodge County	\$212.00	
Fremont	Granite Telecommunications LLC			X	\$1.00	Dodge County	\$1,320.00	\$1,966.00
Fremont	McLeod USA Telecommunications Services/Paetec Business Services			X	\$1.00	Dodge County	\$262.00	
Fremont	OrbitCom, Inc.			X	\$1.00	Dodge County	\$384.00	
Bennington	Qwest			X	\$0.50	Douglas County	\$5,763.65	
Council Bluffs	Windstream CLEC			X	\$0.50	Douglas County	\$144.00	
Elkhorn	AT&T Comm. of the Midwest, Inc.			X	\$0.50	Douglas County	\$1.50	
Elkhorn	TCG Omaha			X	\$0.50	Douglas County	\$0.00	
Elkhorn/ Waterloo	Qwest			X	\$0.50	Douglas County	\$18,515.25	
Fremont	Windstream CLEC			X	\$0.50	Douglas County	\$11.00	
Omaha	AT&T Comm. of the Midwest, Inc.			X	\$0.50	Douglas County	\$3,216.00	
Omaha	First Communications, LLC			X	\$0.50	Douglas County	\$296.50	
Omaha	Granite Telecommunications LLC			X	\$0.50	Douglas County	\$13,515.00	
Omaha	iNetworks Group, Inc.			X	\$0.50	Douglas County	\$5.00	
Omaha	Ionex Communications North, Inc.			X	\$0.50	Douglas County	\$270.00	
Omaha	McLeod USA Telecommunications Services/Paetec Business Services			X	\$0.50	Douglas County	\$10,267.00	
Omaha	NT&T			X	\$0.50	Douglas County	\$4,653.00	
Omaha	OrbitCom, Inc.			X	\$0.50	Douglas County	\$899.00	

Name of Exchange	Local Exchange Carrier	Level of 911 Service			Monthly Surcharge to be Collected Approved by Jurisdiction	PSAP County/City Surcharge Remitted To	Total Annual Remittance	Annual Remittance to PSAP
		Basic 911	ANI/ALI	E911				
Omaha	TCG Omaha			X	\$0.50	Douglas County	\$0.00	\$1,235,787.20
Omaha	Trans National Communications International, Inc.			X	\$0.50	Douglas County	\$446.50	
Omaha	Windstream CLEC			X	\$0.50	Douglas County	\$27,941.50	
Omaha/ Ralston/ Boys Town	Qwest			X	\$0.50	Douglas County	\$1,030,155.82	
Ralston	AT&T Comm. of the Midwest, Inc.			X	\$0.50	Douglas County	\$46.00	
Unincorporated	Qwest			X	\$0.50	Douglas County	\$109,988.79	
Valley	AT&T Comm. of the Midwest, Inc.			X	\$0.50	Douglas County	\$6.00	
Valley	Qwest			X	\$0.50	Douglas County	\$9,631.19	
Waterloo	AT&T Comm. of the Midwest, Inc.			X	\$0.50	Douglas County	\$14.50	
Benkelman	Benkelman Telephone Co., Inc.			X	\$1.00	Dundy County	\$12,642.00	\$46,677.00
Haigler	Hartman Telephone Exchanges			X	\$1.00	Dundy County	\$2,275.00	
Wauneta	Wauneta Telephone Company, Inc.			X	\$1.00	Dundy County	\$641.00	
Falls City	Southeast Nebraska Communications			X	\$1.00	Falls City PD	\$32,541.88	\$39,689.88
Falls City	Time Warner Cable Information Services (Nebraska) LLC			X	\$1.00	Falls City PD	\$1,145.00	
Tri City	Southeast Nebraska Communications			X	\$1.00	Falls City PD	\$6,003.00	
Exeter	Windstream			X	\$1.00	Fillmore County	\$4,249.00	
Exeter	Windstream/NT&T			X	\$1.00	Fillmore County	\$251.00	
Fairmont	Windstream			X	\$1.00	Fillmore County	\$3,348.00	
Fairmont	Windstream/NT&T			X	\$1.00	Fillmore County	\$223.00	
Geneva	Granite Telecommunications LLC			X	\$1.00	Fillmore County	\$170.00	
Geneva	Windstream			X	\$1.00	Fillmore County	\$15,260.00	
Geneva	Windstream/NT&T			X	\$1.00	Fillmore County	\$871.00	
Grafton	Windstream			X	\$1.00	Fillmore County	\$1,109.00	
Grafton	Windstream/NT&T			X	\$1.00	Fillmore County	\$72.00	
Milligan	Windstream			X	\$1.00	Fillmore County	\$2,411.00	
Milligan	Windstream/NT&T			X	\$1.00	Fillmore County	\$431.00	
Ohiowa	Windstream			X	\$1.00	Fillmore County	\$1,097.00	
Ohiowa	Windstream/NT&T			X	\$1.00	Fillmore County	\$171.00	

Name of Exchange	Local Exchange Carrier	Level of 911 Service			Monthly Surcharge to be Collected Approved by Jurisdiction	PSAP County/City Surcharge Remitted To	Total Annual Remittance	Annual Remittance to PSAP
		Basic 911	ANI/ALI	E911				
Shickley	Windstream			X	\$1.00	Fillmore County	\$2,719.00	\$32,773.00
Shickley	Windstream/NT&T			X	\$1.00	Fillmore County	\$391.00	
Albion	Citizens Telecommunications Company of Nebraska			X	\$1.00	Franklin County	\$1.00	\$35,348.69
Alma	Citizens Telecommunications Company of Nebraska			X	\$1.00	Franklin County	\$4.00	
Bertrand	Citizens Telecommunications Company of Nebraska			X	\$1.00	Franklin County	\$5.00	
Bloomington	Citizens Telecommunications Company of Nebraska			X	\$1.00	Franklin County	\$1,034.00	
Franklin	Citizens Telecommunications Company of Nebraska			X	\$1.00	Franklin County	\$7,592.00	
Franklin	Granite Telecommunications LLC			X	\$1.00	Franklin County	\$16.00	
Franklin	NT&T			X	\$1.00	Franklin County	\$36.00	
Hildreth	Citizens Telecommunications Company of Nebraska			X	\$1.00	Franklin County	\$2,611.00	
Holstein, Roseland, Bladen, Lawrence, Blue Hill, Upland, Campbell	Glenwood Telephone Member Corp.			X	\$1.00	Franklin County	\$22,972.69	
Kearney	Citizens Telecommunications Company of Nebraska			X	\$1.00	Franklin County	\$9.00	
Naponee	Citizens Telecommunications Company of Nebraska			X	\$1.00	Franklin County	\$1,067.00	
Orleans	Citizens Telecommunications Company of Nebraska			X	\$1.00	Franklin County	\$1.00	
Fremont	AT&T Comm. of the Midwest, Inc.			X	\$1.00	Fremont PD	\$736.00	
Fremont	NT&T			X	\$1.00	Fremont PD	\$10,100.00	
Fremont	Qwest			X	\$0.75	Fremont PD	\$81,842.99	
Fremont	Windstream CLEC			X	\$1.00	Fremont PD	\$5,868.00	

Name of Exchange	Local Exchange Carrier	Level of 911 Service			Monthly Surcharge to be Collected Approved by Jurisdiction	PSAP County/City Surcharge Remitted To	Total Annual Remittance	Annual Remittance to PSAP
		Basic 911	ANI/ALI	E911				
Hooper (Dodge Co.)	Hooper Telephone Company			X	\$1.00	Fremont PD	\$8,039.85	\$109,685.88
Hooper (Washington Co.)	Hooper Telephone Company			X	\$1.00	Fremont PD	\$760.63	
Inglewood	AT&T Comm. of the Midwest, Inc.			X	\$1.00	Fremont PD	\$100.00	
Uehling (Burt Co.)	Hooper Telephone Company			X	\$0.75	Fremont PD	\$48.17	
Uehling (Cuming Co.)	Hooper Telephone Company			X	\$0.75	Fremont PD	\$69.03	
Uehling (Dodge Co.)	Hooper Telephone Company			X	\$1.00	Fremont PD	\$2,121.21	
Curtis	Curtis Telephone Company			X	\$1.00	Frontier County	\$7,232.47	\$11,701.89
Eustis	Consolidated Telecom, Inc.			X	\$1.00	Frontier County	\$4,469.42	
Beaver City	Citizens Telecommunications Company of Nebraska			X	\$1.00	Furnas County	\$3,899.00	\$21,877.13
Beaver City	NT&T			X	\$1.00	Furnas County	\$100.00	
Cambridge	Cambridge Telephone Co.			X	\$1.00	Furnas County	\$11,219.00	
Edison	Citizens Telecommunications Company of Nebraska			X	\$1.00	Furnas County	\$1,558.00	
Edison	NT&T			X	\$1.00	Furnas County	\$26.00	
Edison	Pinpoint Communications, Inc.			X	\$1.00	Furnas County	\$12.00	
Oxford	NT&T			X	\$1.00	Furnas County	\$363.00	
Oxford	Pinpoint Communications, Inc.			X	\$1.00	Furnas County	\$1,369.00	
Oxford	Qwest			X	\$1.00	Furnas County	\$2,034.13	
Stamford	Citizens Telecommunications Company of Nebraska			X	\$1.00	Furnas County	\$204.00	
Wilsonville	Citizens Telecommunications Company of Nebraska			X	\$1.00	Furnas County	\$1,033.00	
Wilsonville	Pinpoint Communications, Inc.			X	\$1.00	Furnas County	\$60.00	
Adams	Windstream			X	\$1.00	Gage County	\$4,149.00	
Adams	Windstream/NT&T			X	\$1.00	Gage County	\$244.00	
Barneston	Windstream			X	\$1.00	Gage County	\$1,299.00	
Barneston	Windstream/NT&T			X	\$1.00	Gage County	\$48.00	
Beatrice	Granite Telecommunications LLC			X	\$1.00	Gage County	\$35.25	
Claytonia	Windstream			X	\$1.00	Gage County	\$1,732.00	

Name of Exchange	Local Exchange Carrier	Level of 911 Service			Monthly Surcharge to be Collected Approved by Jurisdiction	PSAP County/City Surcharge Remitted To	Total Annual Remittance	Annual Remittance to PSAP
		Basic 911	ANI/ALI	E911				
Claytonia	Windstream/NT&T			X	\$1.00	Gage County	\$20.00	\$21,450.25
Cortland	Windstream			X	\$1.00	Gage County	\$4,013.00	
Cortland	Windstream/NT&T			X	\$1.00	Gage County	\$78.00	
Filley	Windstream			X	\$1.00	Gage County	\$1,664.00	
Filley	Windstream/NT&T			X	\$1.00	Gage County	\$156.00	
Liberty	Windstream			X	\$1.00	Gage County	\$1,260.00	
Liberty	Windstream/NT&T			X	\$1.00	Gage County	\$85.00	
Odell	Diller Telephone Co			X	\$1.00	Gage County	\$3,310.00	
Pickrell	Windstream			X	\$1.00	Gage County	\$2,285.00	
Pickrell	Windstream/NT&T			X	\$1.00	Gage County	\$211.00	
Virginia	Diller Telephone Co			X	\$1.00	Gage County	\$861.00	
Chappell	CenturyLink	X			\$1.00	Garden County	\$7,575.72	
Lewellen	CenturyLink	X			\$1.00	Garden County	\$20.00	
Oshkosh	CenturyLink	X			\$1.00	Garden County	\$11,660.90	
Elwood	Allo Communications			X	\$1.00	Gosper County	\$43.77	\$137.05
Elwood	AT&T Comm. of the Midwest, Inc.			X	\$1.00	Gosper County	\$12.00	
Hyannis	Charter Fiberlink-Nebraska, LLC			X	\$1.00	Gosper County	\$73.28	
Johnson Lake	OrbitCom, Inc.			X	\$1.00	Gosper County	\$8.00	
Gothenburg	Allo Communications			X	\$1.00	Gothenburg PD	\$550.50	
Ashby	Consolidated Telephone Company			X	\$1.00	Grant County	\$878.42	\$6,307.86
Bingham	Consolidated Telephone Company			X	\$1.00	Grant County	\$405.78	
Hyannis	Consolidated Telephone Company			X	\$1.00	Grant County	\$3,731.76	
Whitman	Consolidated Telephone Company			X	\$1.00	Grant County	\$1,291.90	
Greeley	Citizens Telecommunications Company of Nebraska			X	\$1.00	Greeley County	\$2,694.00	\$2,696.00
Kearney	Citizens Telecommunications Company of Nebraska			X	\$1.00	Greeley County	\$2.00	
Alda	AT&T Comm. of the Midwest, Inc.			X	\$1.00	Hall County	\$36.00	
Cairo	Allo Communications			X	\$1.00	Hall County	\$31.76	
Cairo	NT&T			X	\$1.00	Hall County	\$1,275.00	

Name of Exchange	Local Exchange Carrier	Level of 911 Service			Monthly Surcharge to be Collected Approved by Jurisdiction	PSAP County/City Surcharge Remitted To	Total Annual Remittance	Annual Remittance to PSAP
		Basic 911	ANI/ALI	E911				
Cairo	Qwest			X	\$1.00	Hall County	\$2,990.89	\$238,826.99
Doniphan	Hamilton Telephone Company			X	\$1.00	Hall County	\$8,271.71	
Grand Island	Allo Communications			X	\$1.00	Hall County	\$117.93	
Grand Island	AT&T Comm. of the Midwest, Inc.			X	\$1.00	Hall County	\$772.00	
Grand Island	Charter Fiberlink-Nebraska, LLC			X	\$1.00	Hall County	\$43,169.23	
Grand Island	First Communications, LLC			X	\$1.00	Hall County	\$120.00	
Grand Island	Granite Telecommunications LLC			X	\$1.00	Hall County	\$3,166.00	
Grand Island	Ionex Communications North, Inc.			X	\$1.00	Hall County	\$84.00	
Grand Island	NT&T			X	\$1.00	Hall County	\$13,663.00	
Grand Island	OrbitCom, Inc.			X	\$1.00	Hall County	\$5,480.00	
Grand Island	TCG Omaha			X	\$1.00	Hall County	\$117.00	
Grand Island	Windstream CLEC			X	\$1.00	Hall County	\$27,405.00	
Grand Island/ Alda	Qwest			X	\$1.00	Hall County	\$125,716.82	
Hansen	Windstream			X	\$1.00	Hall County	\$189.00	
Hansen	Windstream/NT&T			X	\$1.00	Hall County	\$73.00	
Phillips	Hamilton Telephone Company			X	\$1.00	Hall County	\$72.00	
Wood River	Allo Communications			X	\$1.00	Hall County	\$36.00	
Wood River	NT&T			X	\$1.00	Hall County	\$1,474.00	
Wood River	Qwest			X	\$1.00	Hall County	\$4,566.65	
Aurora	Hamilton Telephone Company			X	\$1.00	Hamilton County	\$36,832.65	
Aurora	Hamilton Telephone Company			X	\$1.00	Hamilton County	\$24.00	
Central City (Hamilton County)	Qwest			X	\$0.75	Hamilton County	\$717.64	
Doniphan	Hamilton Telephone Company			X	\$1.00	Hamilton County	\$48.00	
Giltner	Hamilton Telephone Company			X	\$1.00	Hamilton County	\$3,313.90	
Hampton	Hamilton Telephone Company			X	\$1.00	Hamilton County	\$4,264.68	
Hordville	Hamilton Telephone Company			X	\$1.00	Hamilton County	\$1,512.65	
Marquette	Hamilton Telephone Company			X	\$1.00	Hamilton County	\$3,263.77	
Phillips	Hamilton Telephone Company			X	\$1.00	Hamilton County	\$4,409.75	

Name of Exchange	Local Exchange Carrier	Level of 911 Service			Monthly Surcharge to be Collected Approved by Jurisdiction	PSAP County/City Surcharge Remitted To	Total Annual Remittance	Annual Remittance to PSAP
		Basic 911	ANI/ALI	E911				
Stockham	Hamilton Telephone Company			X	\$1.00	Hamilton County	\$1,227.56	\$57,293.46
Trumbull	Hamilton Telephone Company			X	\$1.00	Hamilton County	\$1,678.86	
Alma	Citizens Telecommunications Company of Nebraska			X	\$1.00	Harlan County	\$7,551.00	\$14,994.00
Alma	NT&T			X	\$1.00	Harlan County	\$331.00	
Beaver City	Citizens Telecommunications Company of Nebraska			X	\$1.00	Harlan County	\$6.00	
Kearney	Citizens Telecommunications Company of Nebraska			X	\$1.00	Harlan County	\$1.00	
Orleans	Citizens Telecommunications Company of Nebraska			X	\$1.00	Harlan County	\$3,065.00	
Orleans	NT&T			X	\$1.00	Harlan County	\$66.00	
Oxford	NT&T			X	\$1.00	Harlan County	\$148.00	
Republican City	Citizens Telecommunications Company of Nebraska			X	\$1.00	Harlan County	\$2,285.00	
Stamford	Citizens Telecommunications Company of Nebraska			X	\$1.00	Harlan County	\$1,541.00	
Alma	Pinpoint Communications, Inc.			X	\$1.00	Harlan/Phelps Counties	\$315.00	
Atlanta	Pinpoint Communications, Inc.			X	\$1.00	Harlan/Phelps Counties	\$48.00	
Atlanta	Qwest			X	\$1.00	Harlan/Phelps Counties	\$568.44	
Bertrand	Pinpoint Communications, Inc.			X	\$1.00	Harlan/Phelps Counties	\$23.00	
Funk	Glenwood Telephone Member Corp.			X	\$1.00	Harlan/Phelps Counties	\$2,632.45	
Holdrege	Allo Communications			X	\$1.00	Harlan/Phelps Counties	\$1,758.32	
Holdrege	AT&T Comm. of the Midwest, Inc.			X	\$1.00	Harlan/Phelps Counties	\$12.00	
Holdrege	Pinpoint Communications, Inc.			X	\$1.00	Harlan/Phelps Counties	\$174.00	
Holdrege	Qwest			X	\$1.00	Harlan/Phelps Counties	\$23,522.62	

Name of Exchange	Local Exchange Carrier	Level of 911 Service			Monthly Surcharge to be Collected Approved by Jurisdiction	PSAP County/City Surcharge Remitted To	Total Annual Remittance	Annual Remittance to PSAP	
		Basic 911	ANI/ALI	E911					
Wauneta*	Wauneta Telephone Company, Inc.			X		Hitchcock Co	\$0.00	\$0.00	
O'Neill	Granite Telecommunications LLC			X	\$1.00	Holt County	\$17.00	\$375.00	
O'Neill	OrbitCom, Inc.			X	\$1.00	Holt County	\$358.00		
Atkinson	Qwest			X	\$1.00	Holt/Boyd Counties	\$9,174.55	\$51,903.36	
Chambers	K&M Telephone Co			X	\$1.00	Holt/Boyd Counties	\$4,866.52		
Farwell	Qwest			X	\$1.00	Holt/Boyd Counties	\$748.97		
Inman	K&M Telephone Co			X	\$1.00	Holt/Boyd Counties	\$1,597.58		
O'Neill	McLeod USA Telecommunications Services/Paetec Business Services			X	\$1.00	Holt/Boyd Counties	\$1.00		
O'Neill	Qwest			X	\$1.00	Holt/Boyd Counties	\$23,838.04		
St Libory	Qwest			X	\$1.00	Holt/Boyd Counties	\$2,021.31		
St Paul	Qwest			X	\$1.00	Holt/Boyd Counties	\$9,655.39		
Mullen	Consolidated Telephone Company			X	\$1.00	Hooker County	\$6,024.52		\$6,024.52
Boelus	Nebraska Central Telephone Co.			X	\$1.00	Howard County	\$1,898.08		\$13,649.84
Dannebrog	Nebraska Central Telephone Co.			X	\$1.00	Howard County	\$3,736.23		
Elba	Nebraska Central Telephone Co.			X	\$1.00	Howard County	\$1,344.01		
Farwell	Allo Communications			X	\$1.00	Howard County	\$12.00		
Farwell	NT&T			X	\$1.00	Howard County	\$489.00		
Saint Libory	Allo Communications			X	\$1.00	Howard County	\$48.00		
Saint Libory	NT&T			X	\$1.00	Howard County	\$1,162.00		
Saint Paul	Allo Communications			X	\$1.00	Howard County	\$104.67		
Saint Paul	AT&T Comm. of the Midwest, Inc.			X	\$0.50	Howard County	\$52.00		
Saint Paul	Charter Fiberlink-Nebraska, LLC			X	\$1.00	Howard County	\$2,716.85		
Saint Paul	Granite Telecommunications LLC			X	\$1.00	Howard County	\$162.00		
Saint Paul	NT&T			X	\$1.00	Howard County	\$1,925.00		
Daykin	Windstream			X	\$1.00	Jefferson County	\$1,616.00		

Name of Exchange	Local Exchange Carrier	Level of 911 Service			Monthly Surcharge to be Collected Approved by Jurisdiction	PSAP County/City Surcharge Remitted To	Total Annual Remittance	Annual Remittance to PSAP
		Basic 911	ANI/ALI	E911				
Daykin	Windstream/NT&T			X	\$1.00	Jefferson County	\$184.00	\$75,445.71
Diller	Diller Telephone Co			X	\$1.00	Jefferson County	\$3,039.00	
Fairbury	Granite Telecommunications LLC			X	\$1.00	Jefferson County	\$83.00	
Fairbury	Time Warner Cable Information Services (Nebraska) LLC			X	\$1.00	Jefferson County	\$3,026.71	
Fairbury	Windstream			X	\$1.00	Jefferson County	\$22,315.00	
Fairbury	Windstream/NT&T			X	\$1.00	Jefferson County	\$1,949.00	
Harbine	Diller Telephone Co			X	\$1.00	Jefferson County	\$1,177.00	
Jansen	Windstream			X	\$1.00	Jefferson County	\$1,084.00	
Jansen	Windstream/NT&T			X	\$1.00	Jefferson County	\$133.00	
Plattsmouth	Windstream			X	\$1.00	Jefferson County	\$34,388.00	
Plattsmouth	Windstream/Guaranteed Phone Service			X	\$1.00	Jefferson County	\$2.00	
Plattsmouth	Windstream/NT&T			X	\$1.00	Jefferson County	\$1,772.00	
Plymouth	Windstream			X	\$1.00	Jefferson County	\$3,554.00	
Plymouth	Windstream/NT&T			X	\$1.00	Jefferson County	\$397.00	
Steele City	Windstream			X	\$1.00	Jefferson County	\$623.00	
Steele City	Windstream/NT&T			X	\$1.00	Jefferson County	\$103.00	
Burr	Windstream			X	\$1.00	Johnson County	\$952.00	
Burr	Windstream/NT&T			X	\$1.00	Johnson County	\$40.00	
Cook	Windstream			X	\$1.00	Johnson County	\$2,483.00	
Cook	Windstream/NT&T			X	\$1.00	Johnson County	\$96.00	
Crab Orchard	Windstream			X	\$1.00	Johnson County	\$629.00	
Crab Orchard	Windstream/NT&T			X	\$1.00	Johnson County	\$96.00	
Elk Creek	Windstream			X	\$1.00	Johnson County	\$867.00	
Elk Creek	Windstream/NT&T			X	\$1.00	Johnson County	\$152.00	
Sterling	Windstream			X	\$1.00	Johnson County	\$3,865.00	
Sterling	Windstream/NT&T			X	\$1.00	Johnson County	\$364.00	
Tecumseh	Granite Telecommunications LLC			X	\$1.00	Johnson County	\$94.00	
Tecumseh	Time Warner Cable Information Services (Nebraska) LLC			X	\$1.00	Johnson County	\$1,482.00	

Name of Exchange	Local Exchange Carrier	Level of 911 Service			Monthly Surcharge to be Collected Approved by Jurisdiction	PSAP County/City Surcharge Remitted To	Total Annual Remittance	Annual Remittance to PSAP	
		Basic 911	ANI/ALI	E911					
Tecumseh	Windstream			X	\$1.00	Johnson County	\$9,993.00	\$21,914.00	
Tecumseh	Windstream/NT&T			X	\$1.00	Johnson County	\$801.00		
Axtell	NT&T			X	\$1.00	Kearney County	\$813.00	\$12,709.80	
Axtell	Qwest			X	\$1.00	Kearney County	\$2,809.82		
Heartwell	Citizens Telecommunications Company of Nebraska			X	\$1.00	Kearney County	\$944.00		
Heartwell	Pinpoint Communications, Inc.			X	\$1.00	Kearney County	\$12.00		
Hildreth	Citizens Telecommunications Company of Nebraska			X	\$1.00	Kearney County	\$94.00		
Kearney	Citizens Telecommunications Company of Nebraska			X	\$1.00	Kearney County	\$1,674.00		
Minden	Allo Communications			X	\$1.00	Kearney County	\$532.48		
Minden	Charter Fiberlink-Nebraska, LLC			X	\$1.00	Kearney County	\$2,267.10		
Minden	Granite Telecommunications LLC			X	\$1.00	Kearney County	\$33.00		
Minden	NT&T			X	\$1.00	Kearney County	\$3,331.00		
Minden	OrbitCom, Inc.			X	\$0.65	Kearney County	\$23.40		
Minden	Pinpoint Communications, Inc.			X	\$1.00	Kearney County	\$176.00		
Minden	Qwest			X	\$1.00	Kearney County	\$10,727.63		
Big Springs	Allo Communications			X	\$1.00	Keith County	\$176.60		\$40,752.86
Big Springs	NT&T			X	\$1.00	Keith County	\$604.00		
Brule	Arapahoe Telephone Company CLEC			X	\$1.00	Keith County	\$27.59		
Keystone	Keystone-Arthur			X	\$1.00	Keith County	\$2,358.00		
Lemoyne	Keystone-Arthur			X	\$1.00	Keith County	\$2,866.00		
Ogallala	Allo Communications			X	\$1.00	Keith County	\$3,739.07		
Ogallala	AT&T Comm. of the Midwest, Inc.			X	\$1.00	Keith County	\$36.00		
Ogallala	Charter Fiberlink-Nebraska, LLC			X	\$1.00	Keith County	\$4,953.46		
Ogallala	First Communications, LLC			X	\$1.00	Keith County	\$24.00		
Ogallala	Granite Telecommunications LLC			X	\$1.00	Keith County	\$202.00		
Ogallala	NT&T			X	\$1.00	Keith County	\$2,890.00		
Ogallala	OrbitCom, Inc.			X	\$1.00	Keith County	\$469.00		
Ogallala	Qwest			X	\$1.00	Keith County	\$22,407.14		

Name of Exchange	Local Exchange Carrier	Level of 911 Service			Monthly Surcharge to be Collected Approved by Jurisdiction	PSAP County/City Surcharge Remitted To	Total Annual Remittance	Annual Remittance to PSAP
		Basic 911	ANI/ALI	E911				
Bushnell	Dalton Telephone Co.			X	\$1.00	Kimball County	\$1,878.00	\$3,380.00
Dix	Dalton Telephone Co.			X	\$1.00	Kimball County	\$1,499.00	
Kimball	Granite Telecommunications LLC			X	\$1.00	Kimball County	\$3.00	
Bennet	Windstream			X	\$1.00	Lancaster County	\$7,332.00	
Bennet	Windstream/NT&T			X	\$1.00	Lancaster County	\$288.00	
Cortland	Windstream			X	\$1.00	Lancaster County	\$232.00	
Cortland	Windstream/NT&T			X	\$1.00	Lancaster County	\$154.00	
Davey	Windstream			X	\$1.00	Lancaster County	\$4,216.00	
Davey	Windstream/NT&T			X	\$1.00	Lancaster County	\$196.00	
Denton	Windstream			X	\$1.00	Lancaster County	\$4,901.00	
Denton	Windstream/NT&T			X	\$1.00	Lancaster County	\$122.00	
Eagle	Windstream			X	\$1.00	Lancaster County	\$6,885.00	
Eagle	Windstream/NT&T			X	\$1.00	Lancaster County	\$174.00	
Firth	Windstream			X	\$1.00	Lancaster County	\$6,028.00	
Firth	Windstream/NT&T			X	\$1.00	Lancaster County	\$246.00	
Greenwood	Windstream			X	\$1.00	Lancaster County	\$219.00	
Greenwood	Windstream/NT&T			X	\$1.00	Lancaster County	\$48.00	
Hallam	Windstream			X	\$1.00	Lancaster County	\$1,761.00	
Hallam	Windstream/NT&T			X	\$1.00	Lancaster County	\$100.00	
Hickman	Windstream			X	\$1.00	Lancaster County	\$10,225.00	
Hickman	Windstream/NT&T			X	\$1.00	Lancaster Co.	\$324.00	

Name of Exchange	Local Exchange Carrier	Level of 911 Service			Monthly Surcharge to be Collected Approved by Jurisdiction	PSAP County/City Surcharge Remitted To	Total Annual Remittance	Annual Remittance to PSAP
		Basic 911	ANI/ALI	E911				
Lincoln	Granite Telecommunications LLC			X	\$1.00	Lancaster County	\$4,334.00	
Lincoln	iNetworks Group, Inc.			X	\$1.00	Lancaster County	\$10.00	
Lincoln	Windstream			X	\$1.00	Lancaster County	\$838,409.00	
Lincoln	Windstream/Guaranteed Phone Service			X	\$1.00	Lancaster County	\$2.00	
Lincoln	Windstream/NT&T			X	\$1.00	Lancaster County	\$18,639.00	
Lincoln	Time Warner Cable Information Services (Nebraska) LLC			X	\$1.00	Lancaster County	\$208,189.03	
Lincoln	Charter Fiberlink-Nebraska, LLC			X	\$1.00	Lancaster County	\$988.79	
Malcolm	Windstream			X	\$1.00	Lancaster County	\$5,789.00	
Malcolm	Windstream/NT&T			X	\$1.00	Lancaster County	\$155.00	
Martell	Windstream			X	\$1.00	Lancaster County	\$3,744.00	
Martell	Windstream/NT&T			X	\$1.00	Lancaster County	\$171.00	
Panama	Windstream			X	\$1.00	Lancaster County	\$2,661.00	
Panama	Windstream/NT&T			X	\$1.00	Lancaster County	\$64.00	
Pleasant Dale	Windstream			X	\$1.00	Lancaster County	\$2,668.00	
Pleasant Dale	Windstream/NT&T			X	\$1.00	Lancaster County	\$131.00	
Raymond	Windstream			X	\$1.00	Lancaster County	\$5,345.00	
Raymond	Windstream/NT&T			X	\$1.00	Lancaster County	\$183.00	
Valparaiso	Windstream			X	\$1.00	Lancaster County	\$5,532.00	
Valparaiso	Windstream/NT&T			X	\$1.00	Lancaster County	\$254.00	

Name of Exchange	Local Exchange Carrier	Level of 911 Service			Monthly Surcharge to be Collected Approved by Jurisdiction	PSAP County/City Surcharge Remitted To	Total Annual Remittance	Annual Remittance to PSAP
		Basic 911	ANI/ALI	E911				
Waverly	Windstream			X	\$1.00	Lancaster County	\$15,161.00	\$1,156,490.82
Waverly	Windstream/NT&T			X	\$1.00	Lancaster County	\$610.00	
North Platte	First Communications, LLC			X	\$1.00	Lincoln County	\$132.00	\$1,885.00
North Platte	Granite Telecommunications LLC			X	\$1.00	Lincoln County	\$1,715.00	
North Platte	iNetworks Group, Inc.			X	\$1.00	Lincoln County	\$10.00	
North Platte	McLeod USA Telecommunications Services/Paetec Business Services			X	\$1.00	Lincoln County	\$28.00	
Battle Creek	Citizens Telecommunications Company of Nebraska			X	\$1.00	Madison County	\$8,363.00	\$43,307.95
Battle Creek	NT&T			X	\$1.00	Madison County	\$132.00	
Columbus	Citizens Telecommunications Company of Nebraska			X	\$1.00	Madison County	\$9.00	
Madison	AT&T Comm. of the Midwest, Inc.			X	\$1.00	Madison County	\$54.00	
Madison	Citizens Telecommunications Company of Nebraska			X	\$1.00	Madison County	\$10,712.00	
Madison	Granite Telecommunications LLC			X	\$1.00	Madison County	\$12.00	
Madison	NT&T			X	\$1.00	Madison County	\$180.00	
Madison	Trans National Communications International, Inc.			X	\$1.00	Madison County	\$40.95	
Meadow Grove	Eastern Nebraska Telephone Co.			X	\$1.00	Madison County	\$2,738.00	
Neligh	Citizens Telecommunications Company of Nebraska			X	\$1.00	Madison County	\$4.00	
Newman Grove	Citizens Telecommunications Company of Nebraska			X	\$1.00	Madison County	\$3,621.00	
Norfolk	OrbitCom, Inc.			X	\$1.00	Madison County	\$11,778.00	
Tilden	Citizens Telecommunications Company of Nebraska			X	\$1.00	Madison County	\$5,616.00	
Tilden	NT&T			X	\$1.00	Madison County	\$48.00	
Bartley	Cambridge Telephone Co.			X	\$1.00	McCook PD	\$2,399.00	
Danbury	Hartman Telephone Exchanges			X	\$1.00	McCook PD	\$1,528.00	

Name of Exchange	Local Exchange Carrier	Level of 911 Service			Monthly Surcharge to be Collected Approved by Jurisdiction	PSAP County/City Surcharge Remitted To	Total Annual Remittance	Annual Remittance to PSAP
		Basic 911	ANI/ALI	E911				
Lebanon	Hartman Telephone Exchanges			X	\$1.00	McCook PD	\$772.00	\$48,368.90
McCook	Allo Communications			X	\$1.00	McCook PD	\$3,536.98	
McCook	First Communications, LLC			X	\$1.00	McCook PD	\$12.00	
McCook	Ionex Communications North, Inc.			X	\$1.00	McCook PD	\$36.00	
McCook	Pinpoint Communications, Inc.			X	\$1.00	McCook PD	\$8,746.00	
McCook	Qwest			X	\$1.00	McCook PD	\$31,338.92	
Keystone	Keystone-Arthur			X	\$1.00	McPherson County	\$62.00	\$62.00
Central City	AT&T Comm. of the Midwest, Inc.			X	\$1.00	Merrick County	\$45.00	\$25,835.11
Central City	Allo Communications			X	\$1.00	Merrick County	\$124.33	
Central City	Granite Telecommunications LLC			X	\$1.00	Merrick County	\$174.00	
Central City	Ionex Communications North, Inc.			X	\$1.00	Merrick County	\$60.00	
Central City	NT&T			X	\$1.00	Merrick County	\$3,856.00	
Central City	OrbitCom, Inc.			X	\$1.00	Merrick County	\$72.00	
Central City	Qwest			X	\$1.00	Merrick County	\$13,700.79	
Grand Island	Windstream CLEC			X	\$1.00	Merrick County	\$60.00	
Palmer	Citizens Telecommunications Company of Nebraska			X	\$1.00	Merrick County	\$4,185.00	
Palmer	NT&T			X	\$1.00	Merrick County	\$48.00	
Silver Creek	Allo Communications			X	\$1.00	Merrick County	\$72.00	
Silver Creek	NT&T			X	\$1.00	Merrick County	\$759.00	
Silver Creek	Qwest			X	\$1.00	Merrick County	\$2,678.99	
Bridgeport	Allo Communications	X			\$1.00	Morrill County	\$415.60	\$3,500.07
Bridgeport	Granite Telecommunications LLC	X			\$1.00	Morrill County	\$122.00	
Bridgeport	Ionex Communications North, Inc.	X			\$1.00	Morrill County	\$13.00	
Bridgeport	Mobius Communications Company	X			\$1.00	Morrill County	\$53.47	
Bridgeport	NT&T	X			\$1.00	Morrill County	\$2,380.00	
Bridgeport	OrbitCom, Inc.	X			\$1.00	Morrill County	\$516.00	
Albion	Citizens Telecommunications Company of Nebraska			X	\$1.00	Nance County	\$2.00	

Name of Exchange	Local Exchange Carrier	Level of 911 Service			Monthly Surcharge to be Collected Approved by Jurisdiction	PSAP County/City Surcharge Remitted To	Total Annual Remittance	Annual Remittance to PSAP
		Basic 911	ANI/ALI	E911				
Columbus	Citizens Telecommunications Company of Nebraska			X	\$1.00	Nance County	\$3.00	\$6,149.66
Fullerton	Allo Communications			X	\$1.00	Nance County	\$59.16	
Fullerton	AT&T Comm. of the Midwest, Inc.			X	\$1.00	Nance County	\$39.00	
Fullerton	NT&T			X	\$1.00	Nance County	\$1,037.50	
Fullerton	Granite Telecommunications LLC			X	\$1.00	Nance County	\$36.00	
Genoa	Citizens Telecommunications Company of Nebraska			X	\$1.00	Nance County	\$4,947.00	
Monroe	Citizens Telecommunications Company of Nebraska			X	\$1.00	Nance County	\$2.00	
Palmer	Citizens Telecommunications Company of Nebraska			X	\$1.00	Nance County	\$24.00	
Auburn	Granite Telecommunications LLC			X	\$1.00	Nemaha County	\$255.00	\$35,489.07
Auburn	Time Warner Cable Information Services (Nebraska) LLC			X	\$1.00	Nemaha County	\$4,083.07	
Auburn	Windstream			X	\$1.00	Nemaha County	\$18,649.00	
Auburn	Windstream/NT&T			X	\$1.00	Nemaha County	\$1,040.00	
Brock	Windstream			X	\$1.00	Nemaha County	\$1,087.00	
Brock	Windstream/NT&T			X	\$1.00	Nemaha County	\$84.00	
Brownville	Windstream			X	\$1.00	Nemaha County	\$1,974.00	
Brownville	Windstream/NT&T			X	\$1.00	Nemaha County	\$108.00	
Dubois	Windstream			X	\$1.00	Nemaha County	\$119.00	
Dubois	Windstream/NT&T			X	\$1.00	Nemaha County	\$0.00	
Johnson	Windstream			X	\$1.00	Nemaha County	\$3,054.00	
Johnson	Windstream/NT&T			X	\$1.00	Nemaha County	\$381.00	
Julian	Windstream			X	\$1.00	Nemaha County	\$706.00	
Julian	Windstream/NT&T			X	\$1.00	Nemaha County	\$0.00	
Nemaha	Windstream			X	\$1.00	Nemaha County	\$1,121.00	
Nemaha	Windstream/NT&T			X	\$1.00	Nemaha County	\$84.00	
Peru	Windstream			X	\$1.00	Nemaha County	\$2,642.00	
Peru	Windstream/NT&T			X	\$1.00	Nemaha County	\$102.00	

Name of Exchange	Local Exchange Carrier	Level of 911 Service			Monthly Surcharge to be Collected Approved by Jurisdiction	PSAP County/City Surcharge Remitted To	Total Annual Remittance	Annual Remittance to PSAP
		Basic 911	ANI/ALI	E911				
Norfolk	First Communications, LLC			X	\$1.00	Norfolk PD	\$189.00	\$78,657.08
Norfolk	McLeod USA Telecommunications Services/Paetec Business Services			X	\$1.00	Norfolk PD	\$134.00	
Norfolk	Qwest			X	\$1.00	Norfolk PD	\$71,806.24	
Pilger	AT&T Comm. of the Midwest, Inc.			X	\$1.00	Norfolk PD	\$57.00	
Pilger	Qwest			X	\$1.00	Norfolk PD	\$6,470.84	
Brady	Consolidated Telecom, Inc.			X	\$1.00	North Platte PD	\$4,266.86	\$157,767.92
Gothenburg	NT&T			X	\$1.00	North Platte PD	\$2,838.00	
Gothenburg	Qwest			X	\$1.00	North Platte PD	\$11,245.68	
Hershey	Hershey Cooperative Telephone Co.			X	\$1.00	North Platte PD	\$7,182.73	
Maxwell	Consolidated Telecom, Inc.			X	\$1.00	North Platte PD	\$2,699.47	
North Platte	Allo Communications			X	\$1.00	North Platte PD	\$1,772.79	
North Platte	AT&T Comm. of the Midwest, Inc.			X	\$1.00	North Platte PD	\$579.00	
North Platte	Charter Fiberlink-Nebraska, LLC			X	\$1.00	North Platte PD	\$2,649.52	
North Platte	Charter Fiberlink-Nebraska, LLC			X	\$1.00	North Platte PD	\$15,133.66	
North Platte	Ionex Communications North, Inc.			X	\$1.00	North Platte PD	\$144.00	
North Platte	NT&T			X	\$1.00	North Platte PD	\$11,078.00	
North Platte	OrbitCom, Inc.			X	\$1.00	North Platte PD	\$2,396.00	
North Platte	Pinpoint Communications, Inc.			X	\$1.00	North Platte PD	\$12.00	
North Platte	Qwest			X	\$1.00	North Platte PD	\$84,871.21	
North Platte	Time Warner Cable Information Services (Nebraska) LLC			X	\$1.00	North Platte PD	\$0.00	
North Platte	Trans National Communications International, Inc.			X	\$1.00	North Platte PD	\$52.00	
North Platte	Windstream CLEC			X	\$1.00	North Platte PD	\$10,847.00	
Hardy	Windstream			X	\$1.00	Nuckolls County	\$1,373.00	
Hardy	Windstream/NT&T			X	\$1.00	Nuckolls County	\$112.00	
Nelson	Windstream			X	\$1.00	Nuckolls County	\$4,039.00	
Nelson	Windstream/NT&T			X	\$1.00	Nuckolls County	\$502.00	
Ruskin	Windstream			X	\$1.00	Nuckolls County	\$1,090.00	
Ruskin	Windstream/NT&T			X	\$1.00	Nuckolls County	\$120.00	

Name of Exchange	Local Exchange Carrier	Level of 911 Service			Monthly Surcharge to be Collected Approved by Jurisdiction	PSAP County/City Surcharge Remitted To	Total Annual Remittance	Annual Remittance to PSAP
		Basic 911	ANI/ALI	E911				
Superior	Granite Telecommunications LLC			X	\$1.00	Nuckolls County	\$72.00	\$22,442.00
Superior	Windstream			X	\$1.00	Nuckolls County	\$14,150.00	
Superior	Windstream/NT&T			X	\$1.00	Nuckolls County	\$984.00	
Cook	Windstream			X	\$1.00	Otoe County	\$43.00	\$70,174.00
Cook	Windstream/NT&T			X	\$1.00	Otoe County	\$0.00	
Douglas	Windstream			X	\$1.00	Otoe County	\$1,772.00	
Douglas	Windstream/NT&T			X	\$1.00	Otoe County	\$152.00	
Dunbar	Windstream			X	\$1.00	Otoe County	\$2,034.00	
Dunbar	Windstream/NT&T			X	\$1.00	Otoe County	\$110.00	
Nebraska City	Granite Telecommunications LLC			X	\$1.00	Otoe County	\$216.00	
Nebraska City	Time Warner Cable Information Services (Nebraska) LLC			X	\$1.00	Otoe County	\$7,487.00	
Nebraska City	Windstream			X	\$1.00	Otoe County	\$33,125.00	
Nebraska City	Windstream/NT&T			X	\$1.00	Otoe County	\$992.00	
Otoe	Windstream			X	\$1.00	Otoe County	\$1,099.00	
Otoe	Windstream/NT&T			X	\$1.00	Otoe County	\$126.00	
Palmyra	Windstream			X	\$1.00	Otoe County	\$4,714.00	
Palmyra	Windstream/NT&T			X	\$1.00	Otoe County	\$257.00	
Syracuse	Windstream			X	\$1.00	Otoe County	\$12,800.00	
Syracuse	Windstream/NT&T			X	\$1.00	Otoe County	\$776.00	
Talmage	Windstream			X	\$1.00	Otoe County	\$1,793.00	
Talmage	Windstream/NT&T			X	\$1.00	Otoe County	\$135.00	
Unadilla	Windstream			X	\$1.00	Otoe County	\$2,352.00	
Unadilla	Windstream/NT&T			X	\$1.00	Otoe County	\$191.00	
Burchard	Windstream			X	\$1.00	Pawnee County	\$1,452.00	\$70,174.00
Burchard	Windstream/NT&T			X	\$1.00	Pawnee County	\$258.00	
Dubois	Windstream			X	\$1.00	Pawnee County	\$1,307.00	
Dubois	Windstream/NT&T			X	\$1.00	Pawnee County	\$132.00	
Pawnee City	Granite Telecommunications LLC			X	\$1.00	Pawnee County	\$34.00	
Pawnee City	Time Warner Cable Information Services (Nebraska) LLC			X	\$1.00	Pawnee County	\$749.43	

Name of Exchange	Local Exchange Carrier	Level of 911 Service			Monthly Surcharge to be Collected Approved by Jurisdiction	PSAP County/City Surcharge Remitted To	Total Annual Remittance	Annual Remittance to PSAP
		Basic 911	ANI/ALI	E911				
Pawnee City	Windstream			X	\$1.00	Pawnee County	\$5,330.00	\$12,549.43
Pawnee City	Windstream/NT&T			X	\$1.00	Pawnee County	\$502.00	
Steinauer	Windstream			X	\$1.00	Pawnee County	\$977.00	
Steinauer	Windstream/NT&T			X	\$1.00	Pawnee County	\$72.00	
Table Rock	Windstream			X	\$1.00	Pawnee County	\$1,575.00	
Table Rock	Windstream/NT&T			X	\$1.00	Pawnee County	\$161.00	
Elsie	Elsie Communications, Inc.			X	\$1.00	Perkins County	\$2,163.00	\$2,187.00
Grant	AT&T Comm. of the Midwest, Inc.			X	\$1.00	Perkins County	\$24.00	
Bertrand	Citizens Telecommunications Company of Nebraska			X	\$1.00	Phelps County	\$5,124.00	\$5,551.00
Holdrege	Granite Telecommunications LLC			X	\$1.00	Phelps County	\$201.00	
Holdrege	Ionex Communications North, Inc.			X	\$1.00	Phelps County	\$16.00	
Holdrege	OrbitCom, Inc.			X	\$1.00	Phelps County	\$90.00	
Kearney	Citizens Telecommunications Company of Nebraska			X	\$1.00	Phelps County	\$120.00	\$26,363.21
Pierce	Pierce Telephone Co., Inc.			X	\$1.00	Pierce County	\$14,511.00	
Plainview	Plainview Telephone Company			X	\$1.00	Pierce County	\$11,852.21	
Albion	Citizens Telecommunications Company of Nebraska			X	\$1.00	Platte County	\$1.00	
Columbus	Granite Telecommunications LLC			X	\$1.00	Platte County	\$376.00	
Columbus	Time Warner Cable Information Services (Nebraska) LLC			X	\$1.00	Platte County	\$25,213.43	
Columbus	Time Warner Cable Information Services (Nebraska) LLC			X	\$1.00	Platte County	\$378.00	
Columbus	Citizens Telecommunications Company of Nebraska			X	\$1.00	Platte County	\$36,575.00	
Creston	McLeod USA Telecommunications Services/Paetec Business Services			X	\$1.00	Platte County	\$13.00	
Duncan	Citizens Telecommunications Company of Nebraska			X	\$1.00	Platte County	\$3,491.00	
Genoa	Citizens Telecommunications Company of Nebraska			X	\$1.00	Platte County	\$559.00	

Name of Exchange	Local Exchange Carrier	Level of 911 Service			Monthly Surcharge to be Collected Approved by Jurisdiction	PSAP County/City Surcharge Remitted To	Total Annual Remittance	Annual Remittance to PSAP
		Basic 911	ANI/ALI	E911				
Leigh	Citizens Telecommunications Company of Nebraska			X	\$1.00	Platte County	\$812.00	\$82,350.43
Lindsay	Citizens Telecommunications Company of Nebraska			X	\$1.00	Platte County	\$4,302.00	
Monroe	Citizens Telecommunications Company of Nebraska			X	\$1.00	Platte County	\$3,128.00	
Neligh	Citizens Telecommunications Company of Nebraska			X	\$1.00	Platte County	\$1.00	
Newman Grove	Citizens Telecommunications Company of Nebraska			X	\$1.00	Platte County	\$1,976.00	
Platte Center	Citizens Telecommunications Company of Nebraska			X	\$1.00	Platte County	\$5,525.00	
Osceola	Windstream			X	\$1.00	Polk County	\$6,637.00	
Osceola	Windstream/NT&T			X	\$1.00	Polk County	\$532.00	
Polk	Windstream			X	\$1.00	Polk County	\$3,003.00	
Polk	Windstream/NT&T			X	\$1.00	Polk County	\$337.00	
Shelby	Windstream			X	\$1.00	Polk County	\$4,323.00	
Shelby	Windstream/NT&T			X	\$1.00	Polk County	\$286.00	
Stromsburg	Windstream			X	\$1.00	Polk County	\$7,743.00	
Stromsburg	Windstream/NT&T			X	\$1.00	Polk County	\$666.00	\$23,527.00
McCook	Granite Telecommunications LLC			X	\$1.00	Red Willow County	\$516.00	\$530.00
McCook	McLeod USA Telecommunications Services/Paetec Business Services			X	\$1.00	Red Willow County	\$14.00	
Ansley	Nebraska Central Telephone Co.			X	\$1.00	Region 26	\$3,660.70	
Arcadia	Nebraska Central Telephone Co.			X	\$1.00	Region 26	\$2,938.68	
Ashton	Nebraska Central Telephone Co.			X	\$1.00	Region 26	\$1,891.08	
Brewster	Consolidated Telephone Company			X	\$1.00	Region 26	\$1,109.11	
Brownlee	Consolidated Telephone Company			X	\$1.00	Region 26	\$999.36	
Burwell	Nebraska Central Telephone Co.			X	\$1.00	Region 26	\$12,107.24	
Dunning	Consolidated Telephone Company			X	\$1.00	Region 26	\$1,482.74	
Ericson	Nebraska Central Telephone Co.			X	\$1.00	Region 26	\$1,697.27	

Name of Exchange	Local Exchange Carrier	Level of 911 Service			Monthly Surcharge to be Collected Approved by Jurisdiction	PSAP County/City Surcharge Remitted To	Total Annual Remittance	Annual Remittance to PSAP
		Basic 911	ANI/ALI	E911				
Greeley	NT&T			X	\$1.00	Region 26	\$143.00	\$51,500.99
Halsey	Consolidated Telephone Company			X	\$1.00	Region 26	\$1,027.79	
Litchfield	Nebraska Central Telephone Co.			X	\$1.00	Region 26	\$2,117.67	
Loup City	Allo Communications			X	\$1.00	Region 26	\$20.24	
Loup City	NT&T			X	\$1.00	Region 26	\$1,927.00	
Loup City	Qwest			X	\$1.00	Region 26	\$4,872.29	
North Burwell	Nebraska Central Telephone Co.			X	\$1.00	Region 26	\$1,118.58	
North Loup	Nebraska Central Telephone Co.			X	\$1.00	Region 26	\$2,998.21	
Ord	NT&T			X	\$1.00	Region 26	\$180.00	
Purdum	Consolidated Telephone Company			X	\$1.00	Region 26	\$1,093.57	
Rockville	Nebraska Central Telephone Co.			X	\$1.00	Region 26	\$640.09	
Scotia	Nebraska Central Telephone Co.			X	\$1.00	Region 26	\$2,845.70	
Seneca	Consolidated Telephone Company			X	\$1.00	Region 26	\$654.12	
Taylor	Nebraska Central Telephone Co.			X	\$1.00	Region 26	\$2,613.49	
Theford	Consolidated Telephone Company			X	\$1.00	Region 26	\$3,363.06	
Bassett	Rock County Telephone Co.			X	\$1.00	Rock County	\$7,857.00	\$9,802.00
Newport	Rock County Telephone Co.			X	\$1.00	Rock County	\$1,945.00	
Dewitt	Windstream			X	\$1.00	Saline County	\$3,790.00	
Dewitt	Windstream/NT&T			X	\$1.00	Saline County	\$230.00	
Dorchester	Windstream			X	\$1.00	Saline County	\$3,087.00	
Dorchester	Windstream/NT&T			X	\$1.00	Saline County	\$157.00	
Friend	Windstream			X	\$1.00	Saline County	\$6,173.00	
Friend	Windstream/NT&T			X	\$1.00	Saline County	\$594.00	
Swanton	Windstream			X	\$1.00	Saline County	\$925.00	
Swanton	Windstream/NT&T			X	\$1.00	Saline County	\$96.00	
Tobias	Windstream			X	\$1.00	Saline County	\$1,234.00	
Tobias	Windstream/Guaranteed Phone Service			X	\$1.00	Saline County	\$2.00	
Tobias	Windstream/NT&T			X	\$1.00	Saline County	\$112.00	
Western	Windstream			X	\$1.00	Saline County	\$1,638.00	

Name of Exchange	Local Exchange Carrier	Level of 911 Service			Monthly Surcharge to be Collected Approved by Jurisdiction	PSAP County/City Surcharge Remitted To	Total Annual Remittance	Annual Remittance to PSAP
		Basic 911	ANI/ALI	E911				
Western	Windstream/NT&T			X	\$1.00	Saline County	\$240.00	\$29,260.00
Wilber	Windstream			X	\$1.00	Saline County	\$10,309.00	
Wilber	Windstream/NT&T			X	\$1.00	Saline County	\$673.00	
Bellevue	Qwest			X	\$1.00	Sarpy County	\$36,602.09	\$218,770.83
Bellevue	AT&T Comm. of the Midwest, Inc.			X	\$1.00	Sarpy County	\$341.00	
Gretna	AT&T Comm. of the Midwest, Inc.			X	\$1.00	Sarpy County	\$53.00	
Gretna	Qwest			X	\$1.00	Sarpy County	\$10,082.53	
La Vista	AT&T Comm. of the Midwest, Inc.			X	\$1.00	Sarpy County	\$267.00	
LaVista	TCG Omaha			X	\$1.00	Sarpy County	\$601.50	
LaVista/ Papillion/ Millard	Qwest			X	\$1.00	Sarpy County	\$116,147.29	
Offutt	AT&T Comm. of the Midwest, Inc.			X	\$1.00	Sarpy County	\$207.00	
Omaha	Ionex Communications North, Inc.			X	\$1.00	Sarpy County	\$108.00	
Omaha	McLeod USA Telecommunications Services/Paetec Business Services			X	\$1.00	Sarpy County	\$2,458.00	
Omaha	NT&T			X	\$1.00	Sarpy County	\$4,745.00	
Omaha	Windstream CLEC			X	\$1.00	Sarpy County	\$10,531.00	
Papillion	AT&T Comm. of the Midwest, Inc.			X	\$1.00	Sarpy County	\$333.00	
Papillion	OrbitCom, Inc.			X	\$1.00	Sarpy County	\$239.00	
Papillion	TCG Omaha			X	\$1.00	Sarpy County	\$379.50	
Papillion	Trans National Communications International, Inc.			X	\$1.00	Sarpy County	\$87.00	
Springfield	AT&T Comm. of the Midwest, Inc.			X	\$1.00	Sarpy County	\$84.00	
Springfield	Qwest			X	\$1.00	Sarpy County	\$5,612.53	
Unincorporated	Qwest			X	\$1.00	Sarpy County	\$29,892.38	
Cedar Bluffs	Windstream			X	\$1.00	Saunders County	\$3,932.00	
Cedar Bluffs	Windstream/NT&T			X	\$1.00	Saunders Co.	\$233.00	
Ceresco	Windstream			X	\$1.00	Saunders Co.	\$4,850.00	
Ceresco	Windstream/NT&T			X	\$1.00	Saunders Co.	\$364.00	
Colon	Windstream			X	\$1.00	Saunders Co.	\$1,208.00	

Name of Exchange	Local Exchange Carrier	Level of 911 Service			Monthly Surcharge to be Collected Approved by Jurisdiction	PSAP County/City Surcharge Remitted To	Total Annual Remittance	Annual Remittance to PSAP
		Basic 911	ANI/ALI	E911				
Colon	Windstream/NT&T			X	\$1.00	Saunders County	\$50.00	\$53,277.39
Ithaca	Windstream			X	\$1.00	Saunders County	\$1,491.00	
Ithaca	Windstream/NT&T			X	\$1.00	Saunders County	\$96.00	
Leshara	AT&T Comm. of the Midwest, Inc.			X	\$1.00	Saunders County	\$47.00	
Mead	Windstream			X	\$1.00	Saunders County	\$3,933.00	
Mead	Windstream/NT&T			X	\$1.00	Saunders County	\$248.00	
Valparaiso	AT&T Comm. of the Midwest, Inc.			X	\$1.00	Saunders County	\$13.00	
Wahoo	Charter Fiberlink-Nebraska, LLC			X	\$1.00	Saunders County	\$2,984.68	
Wahoo	Granite Telecommunications LLC			X	\$1.00	Saunders County	\$197.00	
Wahoo	Time Warner Cable Information Services (Nebraska) LLC			X	\$1.00	Saunders County	\$2,144.71	
Wahoo	Windstream			X	\$1.00	Saunders County	\$22,827.00	
Wahoo	Windstream/NT&T			X	\$1.00	Saunders County	\$938.00	
Yutan	Windstream			X	\$1.00	Saunders County	\$7,416.00	
Yutan	Windstream/NT&T			X	\$1.00	Saunders County	\$305.00	
Gering	Allo Communications			X	\$1.00	Scotts Bluff County	\$10,312.39	
Gering	CenturyLink			X	\$1.00	Scotts Bluff County	\$150.78	
Gering	Charter Fiberlink-Nebraska, LLC			X	\$1.00	Scotts Bluff County	\$15,154.06	
Gering	Granite Telecommunications LLC			X	\$1.00	Scotts Bluff County	\$890.00	
Kimball	CenturyLink			X	\$1.00	Scotts Bluff County	\$16,826.15	

Name of Exchange	Local Exchange Carrier	Level of 911 Service			Monthly Surcharge to be Collected Approved by Jurisdiction	PSAP County/City Surcharge Remitted To	Total Annual Remittance	Annual Remittance to PSAP
		Basic 911	ANI/ALI	E911				
Morrill	CenturyLink			X	\$1.00	Scotts Bluff County	\$9,717.71	\$213,002.72
Potter	CenturyLink			X	\$1.00	Scotts Bluff County	\$2,693.79	
Scottsbluff	Ionex Communications North, Inc.			X	\$1.00	Scotts Bluff County	\$36.00	
Scottsbluff	Allo Communications			X	\$1.00	Scotts Bluff County	\$29,063.67	
Scottsbluff	CenturyLink			X	\$1.00	Scotts Bluff County	\$128,158.17	
Beaver Crossing	Windstream			X	\$1.00	Seward County	\$2,847.00	\$62,811.97
Beaver Crossing	Windstream/NT&T			X	\$1.00	Seward County	\$314.00	
Cordova	Windstream			X	\$1.00	Seward County	\$944.00	
Cordova	Windstream/NT&T			X	\$1.00	Seward County	\$96.00	
Garland	Windstream			X	\$1.00	Seward County	\$2,327.00	
Garland	Windstream/NT&T			X	\$1.00	Seward County	\$181.00	
Milford	Windstream			X	\$1.00	Seward County	\$11,194.00	
Milford	Windstream/NT&T			X	\$1.00	Seward County	\$1,190.00	
Seward	Granite Telecommunications LLC			X	\$1.00	Seward County	\$413.00	
Seward	McLeod USA Telecommunications Services/Paetec Business Services			X	\$1.00	Seward County	\$24.00	
Seward	Time Warner Cable Information Services (Nebraska) LLC			X	\$1.00	Seward County	\$4,804.97	
Seward	Windstream			X	\$1.00	Seward County	\$30,027.00	
Seward	Windstream/NT&T			X	\$1.00	Seward County	\$1,802.00	
Tamora	Windstream			X	\$1.00	Seward County	\$1,343.00	
Tamora	Windstream/NT&T			X	\$1.00	Seward County	\$178.00	
Utica	Windstream			X	\$1.00	Seward County	\$4,758.00	
Utica	Windstream/NT&T			X	\$1.00	Seward County	\$369.00	
Loup City	Charter Fiberlink-Nebraska, LLC			X	\$1.00	Sherman County	\$575.02	\$575.02
Harrison	OrbitCom, Inc.			X	\$1.00	Sioux County	\$116.00	\$116.00
Leigh	Citizens Telecommunications Company of Nebraska			X	\$1.00	Stanton County	\$60.00	

Name of Exchange	Local Exchange Carrier	Level of 911 Service			Monthly Surcharge to be Collected Approved by Jurisdiction	PSAP County/City Surcharge Remitted To	Total Annual Remittance	Annual Remittance to PSAP
		Basic 911	ANI/ALI	E911				
Stanton	Stanton Telecom, Inc.			X	\$1.00	Stanton County	\$12,813.67	\$12,873.67
Alexandria	Windstream			X	\$1.00	Thayer County	\$1,088.00	
Alexandria	Windstream/NT&T			X	\$1.00	Thayer County	\$114.00	
Bruning	Windstream			X	\$1.00	Thayer County	\$2,389.00	
Bruning	Windstream/NT&T			X	\$1.00	Thayer County	\$380.00	
Carleton	Windstream			X	\$1.00	Thayer County	\$995.00	
Carleton	Windstream/NT&T			X	\$1.00	Thayer County	\$11.00	
Davenport	Windstream			X	\$1.00	Thayer County	\$2,607.00	
Davenport	Windstream/NT&T			X	\$1.00	Thayer County	\$304.00	
Hebron	Granite Telecommunications LLC			X	\$1.00	Thayer County	\$34.00	
Hebron	Windstream			X	\$1.00	Thayer County	\$11,111.00	
Hebron	Windstream/NT&T			X	\$1.00	Thayer County	\$767.00	\$19,800.00
Macy	Eastern Nebraska Telephone Co.			X	\$1.00	Thurston County	\$5,052.00	
Pender	Granite Telecommunications LLC			X	\$1.00	Thurston County	\$22.00	
Pender	HunTel Cablevision dba HunTel Communications			X	\$1.00	Thurston County	\$3,369.00	
Pender	NT&T			X	\$1.00	Thurston County	\$1,792.00	
Pender	OrbitCom, Inc.			X	\$1.00	Thurston County	\$5.00	
Pender	Qwest			X	\$1.00	Thurston County	\$5,868.09	
Rosalie	Eastern Nebraska Telephone Co.			X	\$1.00	Thurston County	\$1,379.00	
Walthill	Eastern Nebraska Telephone Co.			X	\$1.00	Thurston County	\$5,328.00	
Winnebago	Eastern Nebraska Telephone Co.			X	\$1.00	Thurston County	\$8,839.00	\$32,421.09
Ord	Charter Fiberlink-Nebraska, LLC			X	\$1.00	Valley County	\$1,318.77	
Ord	Citizens Telecommunications Company of Nebraska			X	\$1.00	Valley County	\$16,520.00	
Ord	Granite Telecommunications LLC			X	\$1.00	Valley County	\$60.00	\$17,898.77
Carroll	Eastern Nebraska Telephone Co.			X	\$1.00	Village of Carroll	\$2,602.00	\$2,602.00
Hoskins	Pierce Telephone Co., Inc.			X	\$1.00	Village of Hoskins	\$3,857.00	\$3,857.00
Arlington city	Arlington Telephone Co.			X	\$0.75	Washington Co.	\$4,495.28	
Arlington rural	Arlington Telephone Co.			X	\$1.00	Washington Co.	\$5,234.07	

Name of Exchange	Local Exchange Carrier	Level of 911 Service			Monthly Surcharge to be Collected Approved by Jurisdiction	PSAP County/City Surcharge Remitted To	Total Annual Remittance	Annual Remittance to PSAP
		Basic 911	ANI/ALI	E911				
Bennington	Qwest			X	\$1.00	Washington County	\$2,227.24	\$85,300.63
Blair	AT&T Comm. of the Midwest, Inc.			X	\$1.00	Washington County	\$12.00	
Blair city	Blair Telephone Co.			X	\$0.75	Washington County	\$35,193.21	
Blair rural	Blair Telephone Co.			X	\$1.00	Washington County	\$20,347.06	
Fort Calhoun city	Blair Telephone Co.			X	\$0.75	Washington County	\$4,224.83	
Fort Calhoun rural	Blair Telephone Co.			X	\$1.00	Washington County	\$5,545.46	
Kennard city	Blair Telephone Co.			X	\$0.75	Washington County	\$1,285.50	
Kennard rural	Blair Telephone Co.			X	\$1.00	Washington County	\$2,082.00	
Omaha	Qwest			X	\$1.00	Washington County	\$4,521.98	
Omaha	Windstream CLEC			X	\$1.00	Washington County	\$132.00	
Wayne	AT&T Comm. of the Midwest, Inc.			X	\$1.00	Wayne County	\$96.00	\$24,767.11
Wayne	First Communications, LLC			X	\$1.00	Wayne County	\$57.00	
Wayne	Granite Telecommunications LLC			X	\$1.00	Wayne County	\$144.00	
Wayne	HunTel Cablevision dba HunTel Communications			X	\$1.00	Wayne County	\$1,662.00	
Wayne	OrbitCom, Inc.			X	\$1.00	Wayne County	\$2,243.00	
Wayne	Qwest			X	\$1.00	Wayne County	\$20,557.11	
Wayne	Trans National Communications International, Inc.			X	\$1.00	Wayne County	\$8.00	
Wayne	Windstream			X	\$1.00	Wayne County	\$8.00	
Benedict	Windstream			X	\$1.00	York County	\$1,923.00	
Benedict	Windstream/NT&T			X	\$1.00	York County	\$80.00	
Bradshaw	Windstream			X	\$1.00	York County	\$2,083.00	
Bradshaw	Windstream/NT&T			X	\$1.00	York County	\$60.00	
Gresham	Windstream			X	\$1.00	York County	\$2,242.00	

Name of Exchange	Local Exchange Carrier	Level of 911 Service			Monthly Surcharge to be Collected Approved by Jurisdiction	PSAP County/City Surcharge Remitted To	Total Annual Remittance	Annual Remittance to PSAP
		Basic 911	ANI/ALI	E911				
Gresham	Windstream/NT&T			X	\$1.00	York County	\$121.00	\$28,573.53
Henderson	Henderson			X	\$1.00	York County	\$10,109.53	
McCool Junction	Windstream			X	\$1.00	York County	\$3,409.00	
McCool Junction	Windstream/NT&T			X	\$1.00	York County	\$248.00	
Waco	Windstream			X	\$1.00	York County	\$3,629.00	
Waco	Windstream/NT&T			X	\$1.00	York County	\$194.00	
York	Time Warner Cable Information Services (Nebraska) LLC			X	\$1.00	York County	\$4,463.00	
York	Granite Telecommunications LLC			X	\$1.00	York County	\$12.00	

Region 26 includes Thomas, Blaine, Loup, Garfield, Wheeler, Valley, Greeley and Sherman Counties.

Keith County is a consolidated PSAP that includes Keith, Arthur, Deuel, Grant, Hooker, McPherson and Logan Counties.

*Wauneta Telephone Company has not received authorization from the Hitchcock County Sheriff to collect the 911 surcharge at this time.

No surcharges reported collected or remitted for Keya Paha County