



Nebraska Public Service Commission



2009 Annual Report on Telecommunications

**ANNUAL REPORT TO THE LEGISLATURE
ON THE STATUS OF
THE NEBRASKA TELECOMMUNICATIONS INDUSTRY**



NEBRASKA PUBLIC SERVICE COMMISSION

September 30, 2009

**Nebraska Public Service Commission
300 The Atrium
1200 N Street
P.O. Box 94927
Lincoln, NE 68509-4927
(402) 471-3101
(800) 526-0017 (Instate Only)
<http://psc.nebraska.gov>**

2009 ANNUAL REPORT TO THE LEGISLATURE
Nebraska Public Service Commissioners

Frank E. Landis
1st District
Lincoln
Chairman

Gerald L. Vap
5th District
McCook
Vice-Chairman

Anne C. Boyle
2nd District
Omaha

Tim Schram
3rd District
Gretna

Rod Johnson
4th District
Sutton

General Administration Staff

Mike Hybl- Executive Director
John Burvainis-Deputy Director
Shanicee Knutson-Legal Counsel
Angela DuVall Melton-Legal Counsel
Nichole Mulcahy-Legal Counsel
Tyler Frost-Analyst/Economist II
Jamie McAllister-Law Clerk
Brenda Wicken-Business Manager
Amy Kavan-Accountant I
Kathy Lahman-Executive Assistant
Katy Hanson-Receptionist/Administrative Support

Communications Department Staff

Gene Hand-Director
John Burvainis-Accountant
Steve Stovall-Accountant
Don Gray-Telecom Analyst
Cheryl Elton-Consumer Affairs Advocate/IT Support
Deena Ackerman-Administrative Assistant
Susan Horn-Administrative Assistant

Telecommunications Infrastructure & Public Safety Staff

Sue Vanicek-Director
Laurie Casados-Telehealth Coordinator/Policy Analyst
Joan Raffety-E911 Coordinator
Angela DuVall Melton-Policy Advisor
Brandy Zierott-Administrative Assistant
Andrea Grell-NTAP Coordinator
Jackie Clanton-NTAP Specialist

Nebraska Public Service Commission

COMMISSIONERS

ANNE C. BOYLE
TIM SCHRAM
ROD JOHNSON
FRANK E. LANDIS
GERALD L. VAP

EXECUTIVE DIRECTOR

MIKE HYBL



300 The Atrium, 1200 N Street,
Lincoln, NE 68508
P.O. Box 94927,
Lincoln, NE 68509-4927
Website: psc.nebraska.gov
Phone: (402) 471-3101
Fax: (402) 471-0254

NEBRASKA CONSUMER HOTLINE
(800) 526-0017

September 30, 2009

The Nebraska Public Service Commission is pleased to provide our annual report on the status of the telecommunications industry in the State of Nebraska. This report covers Commission decisions and events related to the telecommunications industry from September 2008 through August 2009.

Earlier this year, the Commission was notified that the life expectancy of the 402 area code would be exhausted in the second quarter of 2011. The Commission has been able to avoid the frustration, cost and confusion of a new area code since 1999 because of certain conservation methods adopted by the Commission. In July, the Commission decided that when the 402 area code numbers were exhausted, a new 531 area code would be added as an overlay of the 402 code. Clearly, it was the most cost effective plan available for consumers. The Commission will continue to utilize number conservation processes until it is necessary to overlay the new 531 area code in eastern Nebraska. The Commission and the industry will work together in the upcoming year to educate consumers about the addition of the new 531 area code. The 308 area code forecasts continue to reflect sufficient numbering resources with an estimated exhaust date of 2033.

The Commission also announced that Phase II wireless 911 service was available in 73 of Nebraska's 93 counties. This provides coverage for 93.5 percent of the state's population. The remaining counties have taken significant steps towards providing Phase II service. Additionally, the Commission sought federal grant funds for Keya Paha, Rock, Cherry, Pierce, Morrill and Garden Counties to provide Phase II service.

Last year, the Commission implemented its dedicated wireless fund program. Two wireless carriers received universal service fund support to build towers in rural and underserved areas. The Commission continues to refine the high-cost distribution model to ensure that consumers in rural areas have access to comparable telecommunications services to those provided in urban areas at reasonably comparable rates.

As part of the American Recovery and Reinvestment Act (ARRA) each state can request a grant amount up to \$3.8 million to develop a state broadband map. The Commission was designated by Governor Heineman as the appropriate entity to file an application for a federal broadband mapping grant. The statewide broadband map will help government agencies, community leaders and consumers determine where broadband service is available in Nebraska. The Commission worked collaboratively with the Nebraska Department of Economic Development, the Office of the Chief Information Officer, and the University of Nebraska to apply for a federal broadband planning grant in the amount of \$500,000 to identify barriers to broadband deployment in Nebraska and determine ways to overcome these barriers.

Contact our Commissioners or staff if you have any questions.

Sincerely,

A handwritten signature in black ink that reads "Frank E. Landis". The signature is written in a cursive, flowing style.

Frank E. Landis
Chairman

TABLE OF CONTENTS

PART I

Access Line Data

1.	Access Line Table	1
2.	Access Line Graph	3

PART II

Review of the Quality of Telecommunications Service Provided to Nebraska Citizens

1.	Telephone Informal Complaints	4
A.	Local Exchange Carriers	6
B.	Interexchange Carriers	6
C.	Departmental Complaints	7
D.	Relay Service Complaints	8

PART III

Review of the Availability of Diverse and Affordable Telecommunications Services to the People of Nebraska

1.	The Telecommunications Act of 1996	10
2.	Local Competition	13
A.	Competitive Local Exchange Carriers	13
B.	Interconnection Agreements	13
3.	Service Testing & Outage Reports	14
4.	Telecommunications Relay Services	15
A.	Telecommunications Relay Service-Selected Statistics (Table)	18
5.	Extended Area Service	24
6.	Numbering Issues	25
7.	NII Dialing Codes	31
A.	Nebraska 211 Coverage Map	33
8.	Nebraska Internet Enhancement Fund	35
9.	Marketplace Fund	36

PART IV

Review of the Level of Rates of Local Exchange and Interexchange Companies

1.	Local Exchange Rates	37
2.	Financial Statistics	38
3.	Long Distance Telephone Rates/Access Charges	38
4.	Telephone Billing Changes	39
A.	Basic Local Rate Changes (Table)	40
B.	Nebraska Local Exchange Carriers & Rates (Table)	41
C.	Explanation of Telephone Bill Charges Which May Appear	44

PART V

Recommendations for the 2010 Legislative Session	46
---	-----------

PART VI

The Changing Face of Communications

1.	American Recovery and Reinvestment Act of 2009	47
2.	Voice Over Internet Protocol	48

PART VII

Applications and Tariffs	50
---------------------------------	-----------

PART VIII

Nebraska Telecommunications Infrastructure & Public Safety Department

1.	Universal Service Fund	51
2.	Wireless E911 Fund	56
A.	Status of E911 Map	59
B.	Status of GIS Data Map	60
C.	Wireless 911 Information	62

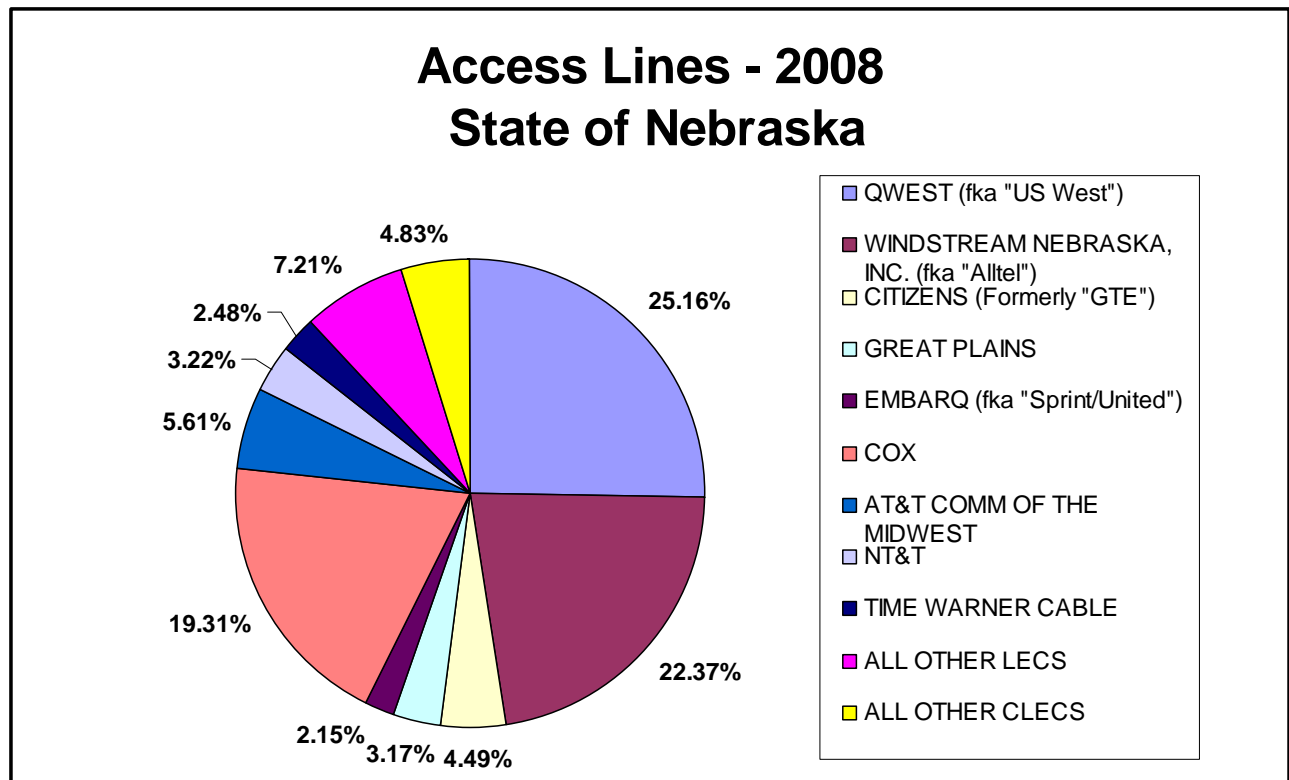
PART I

ACCESS LINE & EXCHANGE DATA (See Note 1)			
December 31, 2008			
COMPANY	ACCESS LINES		
	BUS.	RES.	TOTAL
QWEST COMMUNICATIONS CORPORATION	100,862	119,561	220,423
WINDSTREAM NEBRASKA, INC.	84,271	111,676	195,947
COX NEBRASKA TELECOM, LLC	43,804	125,344	169,148
AT&T COMMUNICATIONS OF THE MIDWEST (Includes TCG OMAHA)	48,144	1,041	49,185
CITIZENS TELECOMMUNICATIONS COMPANY OF NEBRASKA (dba Frontier)	14,615	24,712	39,327
NEBRASKA TECHNOLOGY & TELECOMMUNICATIONS INC. (NT&T)	5,182	23,000	28,182
GREAT PLAINS COMMUNICATIONS	6,519	21,241	27,760
TIME WARNER CABLE	309	21,452	21,761
UNITED TELEPHONE COMPANY OF THE WEST dba Embarq	5,510	13,354	18,864
WINDSTREAM COMMUNICATIONS OF THE MIDWEST	13,889	993	14,882
BLAIR TELEPHONE COMPANY	1,633	5,311	6,944
NEBRASKA CENTRAL TELEPHONE COMPANY	1,601	5,198	6,799
NORTHEAST NEBRASKA TELEPHONE COMPANY	1,133	5,346	6,479
HAMILTON TELEPHONE COMPANY	1,922	3,729	5,651
ALLO COMMUNICATIONS	4,289	942	5,231
CHARTER FIBERLINK-NEBRASKA, LLC	170	4,079	4,249
SOUTHEAST NEBRASKA TELEPHONE COMPANY	808	2,655	3,463
GRANITE TELECOMMUNICATIONS LLC	3,125	0	3,125
EASTERN NEBRASKA TELEPHONE COMPANY	922	1,969	2,891
CONSOLIDATED TELEPHONE COMPANY	676	1,981	2,657
ORBITCOM, INC.	2,309	101	2,410
GLENWOOD LONG DISTANCE	395	1,879	2,274
COZAD TELEPHONE COMPANY	700	1,562	2,262
ARAPAHOE TELEPHONE COMPANY	576	1,516	2,092
MCIMETRO ACCESS TRANS SERVICES	566	1,111	1,677
LONG LINES SIOUXLAND LLC	346	1,324	1,670
PIERCE TELEPHONE COMPANY, INC.	382	1,262	1,644
MCLEOD USA TELECOMMUNICATIONS SERVICES	1,492	0	1,492

	ACCESS LINES		
COMPANY	BUS.	RES.	TOTAL
HUNTEL COMMUNICATIONS	479	968	1,447
CONSOLIDATED TELCO INC.	396	1,011	1,407
HARTINGTON TELECOMMUNICATIONS CO., INC.	420	941	1,361
CAMBRIDGE TELEPHONE COMPANY	425	793	1,218
THREE RIVER TELCO	247	935	1,182
STANTON TELECOM INC.	215	868	1,083
PINPOINT COMMUNICATIONS, INC.	207	854	1,061
CONSOLIDATED TELECOM	204	845	1,049
PLAINVIEW TELEPHONE COMPANY	262	756	1,018
BENKELMAN TELEPHONE COMPANY	313	694	1,007
DALTON TELEPHONE COMPANY	197	810	1,007
FIBERCOMM LC	670	337	1,007
HOOPER TELEPHONE CO. (dba WesTel Systems)	227	779	1,006
ARLINGTON TELEPHONE COMPANY	114	872	986
HENDERSON COOPERATIVE TELEPHONE (dba Mainstay)	269	641	910
THREE RIVER COMMUNICATIONS, LLC	330	564	894
ROCK COUNTY TELEPHONE COMPANY	212	633	845
HEMINGFORD COOPERATIVE TELEPHONE CO.	164	644	808
DILLER TELEPHONE COMPANY	113	676	789
CLARKS TELECOMMUNICATIONS COMPANY	178	608	786
MOBIUS COMMUNICATIONS COMPANY	0	776	776
NORTHSTAR TELECOM., INC.	10	710	720
CURTIS TELEPHONE COMPANY	211	460	671
HERSHEY COOPERATIVE TELEPHONE	98	545	643
K&M TELEPHONE COMPANY	127	444	571
WAUNETA TELEPHONE COMPANY	139	413	552
BULLSEYE TELECOM., INC.	520	0	520
KEYSTONE-ARTHUR TELEPHONE COMPANY	91	390	481
HARTMAN TELEPHONE EXCHANGES	64	289	353
FIRST COMMUNICATIONS, LLC	0	230	230
ELSIE COMMUNICATIONS INC.	51	142	193
IONEX COMMUNICATIONS NORTH INC.	138	52	190
ERNEST COMMUNICATIONS, INC.	179	0	179

COMPANY	ACCESS LINES		
	BUS.	RES.	TOTAL
COMTEL TELCOM ASSETS, LP	0	159	159
METROPOLITAN TELECOM OF NEBRASKA, INC.	138	0	138
TRANSNATIONAL COMMUNICATIONS INTERNATIONAL, INC.	126	0	126
SODTOWN TELEPHONE COMPANY	0	78	78
HOULTON ENTERPRISES, INC. (dba GUARANTEED PHONE SERVICE)	0	44	44
MATRIX TELECOM, INC.	23	11	34
FRANCE TELECOM CORPORATION SOLUTIONS, LLC	11	0	11
NOS COMMUNICATIONS, INC.	10	0	10
AMERICAN FIBER NETWORK, INC.	8	0	8
LEVEL 3 COMMUNICATIONS, LLC	5	0	5
QUANTUMSHIFT COMMUNICATIONS, INC.	4	0	4
APPLIED COMMUNICATIONS TECHNOLOGY, INC.	0	3	3
LIGHTYEAR NETWORK SOLUTIONS, LLC	1	0	1
TOTAL	353,746	522,314	876,060

Note (1): Access lines exclude the following categories: a) Mobile Access; b) Special Access (non-switched); c) Resold and; d) Official Company lines.



Note: Wireless and other communication provider's access lines reported for relay remittance purposes represent 1,236,242 for the year ended December 31, 2008, in addition to the access lines listed above.

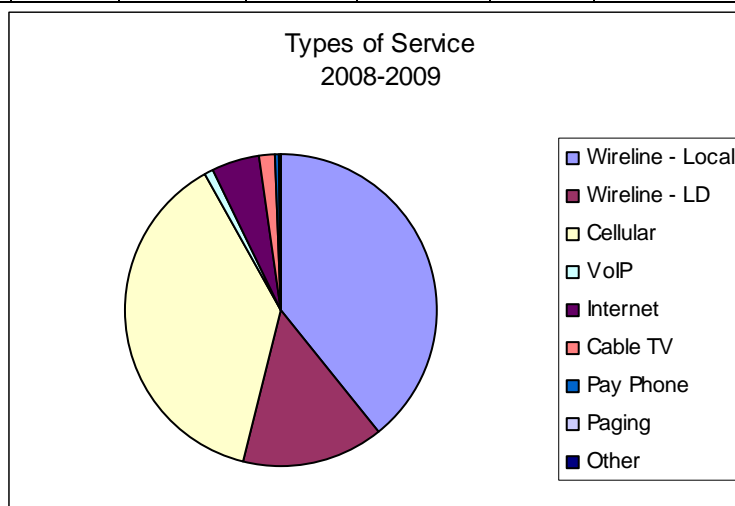
PART II

Review of the Quality of Telecommunications Service Provided to Nebraska Citizens

1. Telephone Informal Complaints

The following table shows the total number of complaints filed this year and divides the complaints between local exchange carriers (LECs), interexchange carriers (IXCs), also known as long distance companies, and wireless carriers. The miscellaneous category includes internet, cable TV, voice over internet protocol (VoIP), and pay phone complaints.

	2005-2006	2005-2006 %	2006-2007	2006-2007 %	2007-2008	2007-2008 %	2008-2009	2008-2009 %
LECs	594	50.3	418	42.5	392	38.6	374	39.2
IXCs	274	23.2	172	17.5	183	18.0	139	14.6
Wireless	281	23.8	351	35.7	366	36.0	365	38.2
Miscellaneous	32	2.7	43	4.3	75	7.4	76	8.0
TOTAL	1181	100.0%	984	100.0%	1016	100.0%	954	100.0%



Complaints were recorded into the following categories:

2008-2009 Types	LECs	IXCs	Wireless	Miscellaneous
Billing	130	107	214	33
Service	158	15	124	42
Auto Dialer	31	2	18	0
Telemarketing	32	6	5	0
Customer Service	5	0	2	1
Slamming	1	9	0	0
Directory	15	0	2	0
Carrier to Carrier	2	0	0	0
TOTAL	374	139	365	76

Types by Year	2005-2006	2006-2007	2007-2008	2008-2009
Billing	527	527	559	484
Service	374	339	358	339
Auto Dialer	95	11	4	51
Telemarketing	88	46	51	43
Customer Service	25	22	13	8
Slamming	46	14	16	10
Directory	25	25	15	17
Carrier to Carrier	1	0	0	2
TOTAL	1181	984	1016	954

While the Commission lacks statutory authority over wireless telecommunications service and billing, we continue to receive and process wireless complaints. The Commission strives, utilizing existing resources, to resolve these complaints to the benefit of wireless consumers of Nebraska.

Wireless Carriers	2006-2007		2007-2008		2008-2009	
	Complaints	%	Complaints	%	Complaints	%
Alltel Wireless	140	39.9	156	42.6	134	36.7
AT&T	---	---	---	---	20	5.5
Cellular One	3	0.8	0	0.0	1	0.3
Cingular Wireless	15	4.3	6	1.6	0	0.0
Cricket	12	3.3	22	6.0	29	7.9
Qwest	---	---	---	---	14	3.8
Sprint	81	23.1	112	30.6	56	15.3
T-Mobile	2	0.6	6	1.6	4	1.2
TracFone Wireless	3	0.8	5	1.4	5	1.4
US Cellular	23	6.6	10	2.8	14	3.8
Verizon Wireless	49	14.0	26	7.1	44	12.0
Viaero Wireless	2	0.6	6	1.6	12	3.3
Virgin Mobile	---	---	---	---	5	1.4
Others	21	6.0	17	4.7	27	7.4
TOTAL	351	100.0%	366	100.0%	365	100.0%

Of the total 954 complaints received during the fiscal year, 303 were closed in a manner that reduced the complainant's obligations to the carriers by \$59,408.31. This represents average savings of \$196.07 per complaint.

A. Local Exchange Carriers (LECs)

There are 44 incumbent local exchange carriers in Nebraska (including the cooperative telephone companies) and 98 competitive local exchange carriers. Qwest is the largest LEC with 220,423 access lines. The following table shows the LEC complaints by company. The largest number of complaints involved the two largest LECs, Windstream and Qwest.

LECs	2007-2008			2008-2009		
	Complaints	Access Lines	% of Total Lines	Complaints	Access Lines	% of Total Lines
Windstream	114	207,005	22.8	95	195,947	22.4
Qwest	91	240,753	26.6	103	220,423	25.2
NT&T	21	33,887	3.7	17	28,182	3.1
Cox	20	160,400	17.7	17	169,148	19.3
Frontier	24	42,340	4.7	17	39,327	4.5
McLeodUSA	0	2,875	0.3	2	1,492	0.2
Great Plains	5	28,695	3.2	6	27,760	3.1
Embarq	6	20,485	2.3	2	18,864	2.2
AT&T	9	48,411	5.3	8	49,185	5.6
MCI	2	2,803	0.3	2	1,677	0.2
Time Warner	18	18,862	2.1	15	21,761	2.5
NorthStar Telecom	7	1,115	0.1	4	720	0.1
Consolidated	---			3	2,657	0.3
OrbitCom	---			5	2,410	0.3
Others	75	98,351	10.9	78	96,507	11.0
TOTAL	392	905,982	100.0%	374	876,060	100.0%

B. Interexchange Carriers (IXCs)

The number of long distance companies certificated to operate in the state continues to grow. Currently, there are 239 companies authorized to provide long distance services in Nebraska. The following table shows the number of complaints filed against long distance companies. The largest number of complaints involved AT&T, ILD Teleservices, Zero Plus Dialing, Inc., MCI, and Windstream. Customers can verify they have the long distance carrier of their choice by dialing the toll-free telephone number (700) 555-4141.

IXCs	2006-2007		2007-2008		2007-2008	
	Complaints	%	Complaints	%	Complaints	%
AT&T	39	22.7	26	14.2	29	20.9
ILD Teleservices	4	2.3	5	2.7	13	9.4
Zero Plus Dialing, Inc.	0	0.0	7	3.8	13	9.4

IXCs	2006-2007		2007-2008		2007-2008	
	Complaints	%	Complaints	%	Complaints	%
MCI	20	11.6	14	7.7	12	8.6
Windstream	25	14.5	19	10.4	11	7.9
Qwest	3	1.7	15	8.2	7	5.0
ESBI	0	0.0	4	2.3	7	5.0
Excel	6	3.5	2	1.1	3	2.1
Reduced Rate Long Distance	0	0.0	8	4.4	2	1.5
Correctional Billing	0	0.0	3	1.6	2	1.5
Williams Communication	0	0.0	17	9.3	1	0.7
Sprint	9	5.2	6	3.3	1	0.7
VarTec	6	3.5	8	4.4	1	0.7
Integretal	1	0.6	1	0.5	0	0.0
PowerNet Global	2	1.2	1	0.5	0	0.0
Evercom	0	0.0	3	1.6	0	0.0
Misc.	56	32.6	44	24.0	37	26.6
TOTAL	172	100.0	183	100.0	139	100.0

C. Departmental Complaints

The following departmental complaint is pending with the Commission:

*DC-71/ Maurice Gene Hand, Director of the Communications Department of the
NUSF-53 Nebraska Public Service Commission, and Jeffrey L. Pursley, Director of the Universal
Service Fund Department of the Nebraska Public Service Commission v. Qwest
Corporation.*

On March 2, 2006, M. Gene Hand, Director of the Communications Department, and Jeff Pursley, the then Director of the Universal Service Fund Department, filed a complaint against Qwest alleging Qwest violated Commission rules and regulations by failing to provide adequate services to its telecommunications customers in the exchange serving Valentine, Nebraska, and the surrounding area. A hearing was held on July 20, 2006, in Valentine, Nebraska. The Commission issued an order on September 19, 2006, requiring Qwest to conduct extensive testing of the underground cable in the Valentine exchange and replace any sections that failed to test within acceptable ranges. Further, Qwest was ordered to submit written monthly progress reports with the Commission and meet with Staff and Commissioners to deliver progress reports and go over the monthly report in person. Finally, Qwest was ordered to give certain credits to rural customers and inspect and replace any faulty interior wiring of rural customers at no charge to the customer. After two years of monthly reporting, upon mutual agreement with the Commission and Qwest, Qwest began submitting quarterly reports to the Commission on the status of the rural Valentine Exchange and Commissioners, Staff, and Qwest continued to meet on an as needed basis. Qwest replaced about half of the copper wire line in the longest loop in the Valentine exchange with fiber optic cable and continues to conduct testing throughout the exchange. The Commission plans on holding a town-hall meeting in Valentine in late September to seek community input on the telecommunications service quality throughout the

exchange. The docket remains open and the Commission continues to monitor the service quality in the rural areas of the Valentine exchange.

D. Relay Service Complaints

Consumer complaints related to relay calls totaled 33 with 30 complaints related to traditional text telephone relay (i.e. TTY) and three complaints for Internet Protocol-based relay (“IP”) for the fiscal year ending June 30, 2009 as compared to 32 (including seven IP complaints) for the fiscal year ending June 30, 2008. IP complaints were all related to fraudulent/harassment calls. Service complaints for traditional relay totaled 14 during this period with nine of those related to fraudulent/harassment types of calls. Generally, service complaints relate to Communication Assistant (“CA”) involvement with the customer. There was one traditional relay billing issue, requiring updating of the customer’s profile relating to long distance carrier of choice. Four complaints were categorized as technical and these generally involve the operation of the relay center network. Seven complaints related to external complaints. These complaints typically reside outside of the direct control of the relay facility and consequently are not attributed to relay nonperformance. It should be noted that two of these complaints were a result of premature porting of the inbound voice number from Hamilton to Sprint relay prior to the July 1, 2009 date Sprint began providing Nebraska relay services.

The CapTel center in Madison Wisconsin also tracks complaints/inquires in addition to the primary relay center. The Madison Center logged 93 inquiries for the year and three complaints. Inquiries consisted of consumer education on using CapTel equipment,

The following charts reflect the relay complaints taken by category for the fiscal year ended June 30, 2009.

Service Complaints

<i>Complaint Category</i>	<i>Complaints</i>
CA Accuracy/Spelling/Verbatim	1
CA Misdialed Number	1
CA Didn’t Follow Policy/Procedure	1
Fraudulent/Harassment Calls	6
Fraudulent/Harassment Calls (IP-related)	3
Ringling/No Answer	1
Miscellaneous	1
Subtotal – Service Related	14

Long Distance/Billing Complaints

<i>Complaint Category</i>	<i>Complaints</i>
Billing	1
Subtotal – Long Distance/Billing Related	1

Technical Complaints

<i>Complaint Category</i>	<i>Complaints</i>
Carrier of Choice Not Available/Other Equal Access	1
Busy Signal/Blockage	1
Connect Time	1
Miscellaneous	1
Subtotal – Technical Related	4

External Complaints

<i>Complaint Category</i>	<i>Complaints</i>
Miscellaneous	7
Subtotal – External Related	7

CapTel Complaints

<i>Complaint Category</i>	<i>Complaints</i>
<i>Originated at Primary Relay Center:</i>	
Billing	1
Technical	3
<i>Originated at CapTel Center:</i>	
Service	1
Technical	2
Subtotal – CapTel Related	7

PART III

Review of the Availability of Diverse and Affordable Telecommunications Services to the People of Nebraska

1. Telecommunications Act of 1996

The Nebraska Public Service Commission implements key provisions of the 1996 Telecommunications Act (Act) that facilitate competition while maintaining quality and affordable service. Multiple factors contribute to increased consumer choice. First, competitive local exchange carriers (CLECs) create local competition. CLECs serve over 35 percent of the state's access lines, as compared to over 33 percent over the same period last year. Cable providers, primarily in the Omaha and Lincoln areas, serve nearly half of the market share attributed to CLECs. Second, wireless companies continue to increase their presence, now accounting for over 59 percent of the combined wireline and wireless market and they are forecasted to exceed 70 percent during 2009. The additional choice has not reduced access.

During the previous year, the Commission addressed numerous issues involving consumer choice, service quality, safety, distance learning, universal service, and emergent technology such as VoIP (Voice over Internet Protocol). The list below includes some of the major issues addressed by the Commission in the last fiscal year:

C-3943/ *In the Matter of the Nebraska Public Service Commission, on its own motion,*
PI-137 *to participate in a six month review of Qwest's Performance Assurance Plans.*

On July 15, 2008, the Commission initiated a proceeding to participate in a collaborative effort by the fourteen states in Qwest's Corporation's service territory to conduct a six month review of Qwest's Performance Assurance Plans (QPAP). On March 18, 2008, in Docket C-3898, the Commission granted Qwest's application to merge its 272 affiliate into its CLEC, eliminating the 272 affiliate and triggering a six month review under the provisions of the QPAP. The Regional Oversight Committee ("ROC") composed of collaborative states, proposed a collaborative six month review of the QPAP be conducted by Liberty Consulting, a consulting firm chosen by ROC on prior occasions to oversee periodic QPAP performance audits.

On July 1, 2008, the Commission gave unanimous approval to participate in the ROC collaborative review of the QPAP. On June 30, 2009, the Analysis of Qwest's Performance Assurance Plans was completed by Liberty Consulting. The Commission released the report and sought comments on the QPAP Analysis. Comments were due by August 21, 2009. The docket is pending.

C-3945/ *In the Matter of the Nebraska Public Service Commission to conduct an investigation*
NUSF-60.02/ *of Qwest Corporation's Proposed Switched Access Charge Rates.*
PI-138

On July 9, 2008, Qwest Corporation (Qwest) filed notice with the Commission of its intent to increase its switched access rates. On July 16, 2008, MCI Communications Services Inc. d/b/a Verizon Business Services (Verizon) filed a protest and a request for review by the Commission of Qwest's proposed access rate increase. On July 29, 2008, the Commission entered an order suspending the

effective date of Qwest's access rate increase, and opened an investigation. A Hearing was held on December 4, 2008. On, February 3, 2009, the Commission entered an order finding that there was insufficient evidence upon which to make a finding as to whether or not Qwest's proposed access rate is fair and reasonable as Qwest failed to include any form of a cost or financial analysis in the proceeding as required by law. Further, the Commission ordered that an investigation be conducted into what the objective minimum criteria should be to establish any proposed rate is fair and reasonable. Finally, the Commission denied Qwest's increase in access rates and ordered the rates to remain at the current level.

C-3997 *In the Matter of the Application of Embarq Corporation, Overland Park, Kansas, and CenturyTel, Inc., Monroe, Louisiana, seeking approval of transfer of control of United Telephone Company of the West d/b/a Embarq and Embarq Communications, Inc.*

On December 5, 2008, Embarq Corporation and CenturyTel, Inc. jointly requested approval of the indirect transfer of control of Embarq's Nebraska operating subsidiaries including United Telephone Company of the West d/b/a Embarq and Embarq Communications, Inc. to CenturyTel. Level 3 Communications intervened in the proceeding but later withdrew its intervention. The Commission held a public hearing on the application on February 10, 2009. No one provided testimony or comments in opposition to the transfer. On February 24, 2009, the Commission granted the application authorizing the transfer of control.

C-4145/
NUSF-74/
PI-147 *In the Matter of the Nebraska Public Service Commission on its own motion to conduct an investigation on intrastate switched access charge policies and regulation codified in Neb. Rev. Stat. section 86-140.*

On February 24, 2009, the Commission opened an investigation and sought comment from interested parties on access charge policies and the minimum evidentiary criteria required under Neb. Rev. Stat. Section 86-140 which governs access rate changes. The stated purpose of the investigation was to focus on overarching policy objectives and goals rather than specific instances or rates. Initial comments were received on April 23, 2009, with reply comments received on June 10, 2009. The investigation is pending.

C-4150/
NUSF-76 *In the Matter of the Petition of TracFone Wireless, Inc., Miami, Florida, seeking designation as an Eligible Telecommunications Carrier in the State of Nebraska for the limited purpose of offering lifeline and link-up services to qualified households.*

On March 3, 2009, TracFone Wireless, Inc. (TracFone) filed an application with the Commission to be designated by the Commission as an Eligible Telecommunications Carrier (ETC) for the limited purpose of providing Lifeline and Link-up services. The Nebraska Telephone Assistance Program (NTAP) encompasses the federal Lifeline and Link-up programs and therefore TracFone submitted a supplemental application addressing the Nebraska specific requirements for designation as a Nebraska ETC on August 11, 2009. The application is pending.

C-4153/
PI-148 *In the Matter of the Nebraska Public Service Commission, on its own motion, to investigate Windstream Nebraska, Inc.'s tariff provision regarding non-proration of charges billed one month in advance when a customer initiates account action.*

On March 17, 2009, the Commission opened an investigation to review a tariff provision filed by Windstream Nebraska, Inc. (Windstream). The new provision modified the billing practices of Windstream and provided that Windstream would not prorate charges or provide credit for any partial periods when customers initiate service, or if a customer changes, adds or terminates their service on a date prior to the last day of their billing cycle.

The Commission held a workshop in the investigation on April 9, 2009. In an order issued on May 12, 2009, the Commission found that a rule or regulation mirroring the industry standard of practice of prorating customer bills upon initiation, changes, or termination of service would be in the public interest and closed the docket. Accordingly, the Commission initiated Rule and Regulation No. 172 to address the issues raised in the investigation also on May 12, 2009. The rulemaking procedure is pending.

C-4154 *Qwest Corporation Notice of Rate Change*

On January 13, 2009, Qwest Corporation submitted notice of a rate change. Qwest raised its basic business line rate to \$30.00 in all Qwest exchanges in Nebraska. The rate change was effective April 12, 2009. The Commission did not receive the requisite amount of signatures to trigger a hearing on the proposed rate change.

C-4165/
PI-150 *In the Matter of the Nebraska Public Service Commission, on its own motion, to investigate and determine whether it is appropriate for telecommunications companies to assess intrastate transit charges on Extended Area Service Traffic.*

On April 28, 2009, the Commission opened this investigation to determine whether it is appropriate for telecommunication companies to assess intrastate transit charges on Extended Area Service (EAS) traffic. On April 7, 2009, a group of rural independent local exchange carriers sought a declaratory ruling that Qwest Corporation was not authorized to assess intrastate transit charges on EAS Traffic originated by customers of the rural companies. The rural companies further requested the Commission direct Qwest to cease and desist from (a) either blocking or threatening to block the delivery of such traffic; (b) requiring the Rural Companies to enter into a Section 259 infrastructure sharing agreement with Qwest as a condition to continued delivery of such traffic; or (c) imposing a new charge for local EAS transiting. A prehearing conference was held on June 23, 2009. A technical workshop was held on August 4, 2009. The hearing is currently scheduled for December 2, 2009.

FC-1336 *Nebraska Technology & Telecommunications, Inc. v. Windstream Nebraska, Inc.*

On May 13, 2009, Nebraska Technology & Telecommunications, Inc. (NT&T) filed a formal complaint against Windstream Nebraska, Inc. (Windstream) alleging violations of the Interconnection Agreement between NT&T and Windstream and for related acts of anti-competitive behavior. The disputed issues include media gateway collocation, the exchange of customer information, a hot cut conversion process, and proration of charges. On June 26, 2009, the Commission held a prehearing conference in order to establish a procedural schedule. Based on mutual consent of the parties, a hearing will be held on September 9-10, 2009.

2. Local Competition

A. Competitive Local Exchange Carriers

The following companies received new authority during the 2008-2009 fiscal year to provide local service in the corresponding territories in Nebraska:

Carrier	Territory to be Served	Granted Authority
Protocall, LLC	Statewide	8/5/08
ALEC, Inc.	Statewide	12/16/08
iNetworks Group, Inc.	Qwest & AT&T Communications of the Midwest, Inc.	12/16/08
NetTalk.com, Inc.	Qwest & Alltel & United Telephone of the West d/b/a Embarq	1/6/09
BLC Management LLC d/b/a Angels Communications Solutions	Statewide	2/3/09
Kentucky Data Link, Inc.	Statewide	4/21/09
Broadvox-CLEC, Inc.	Statewide	4/21/09
EnTelegent Solutions, Inc.	Qwest	4/21/09
IT Communications, LLC	Statewide	7/14/09
Mitel Netsolutions, Inc.	Statewide	7/28/09

There are currently 98 carriers that have received Certificates of Public Convenience and Necessity to provide competitive local exchange services in Nebraska; however, not all carriers are currently offering local service in Nebraska.

B. Interconnection Agreements

Under the Telecommunications Act of 1996, a company wanting to compete with a local exchange carrier (LEC) needs to enter into an interconnection agreement with the LEC in whose territory it wishes to offer service. A company may reach an interconnection agreement with a LEC in one of three ways: 1) It may voluntarily negotiate an interconnection agreement; 2) Request adoption of a Commission-approved interconnection agreement in accordance with Section 252(i) of the Act; or 3) Ask for mediation or arbitration if voluntary negotiations are not successful at reaching a mutually-acceptable interconnection agreement. All interconnection agreements that have been approved by the Commission can be found on the Commission's website at <http://psc.nebraska.gov>. The agreements are divided into the following three categories: 1) Voluntarily-negotiated; 2) Section 252(i) Interconnection agreements; and 3) Arbitrated.

3. Service Testing & Outage Report

The Commission ensures Nebraskans are receiving quality telecommunications service by periodically reviewing performance data provided by telephone companies and by monitoring consumer complaints for indications of potential problems requiring further investigation. All local exchange carriers are using switching technology designed to perform a series of self-diagnostic tests, which makes the monitoring and identification of service quality issues much easier. The Commission's technical staff offers assistance in identifying the source of service problems and is available to assist in resolving service complaints from consumers across the state.

The current service quality standards in the Commission's Telecommunications Rules and Regulations were developed for traditional copper based switched circuit technology. The Commission Staff is conducting the final review of the existing service quality rules and will propose changes intended to be technology neutral.

Reports are required to be filed with the Commission by local exchange carriers when service outages are experienced. The report provides the date and time of the outage, the geographic area affected, the cause of the outage, if known, and an estimate of the access lines affected. Within five days, a final report is filed showing the number of customer trouble reports received related to the outage and the corrective action taken. The following tables show the number of service outages by type, as well as the total number of outages and access lines affected during the past ten years.

	Cable Cuts	Telephone Equipment Malfunction	Weather	Accidental	Maintenance	Unknown
1996-1997	40	33	8	6	0	12
1997-1998	98	33	12	4	4	13
1998-1999	90	43	6	3	3	11
1999-2000	62	17	4	9	11	21
2000-2001	60	22	5	4	12	70
2001-2002	47	30	3	2	6	40
2002-2003	31	29	5	5	0	28
2003-2004	42	26	2	2	3	23
2004-2005	18	23	2	1	1	8
2005-2006	87	37	5	7	2	6
2006-2007	94	35	12	5	1	2
2007-2008	72	40	9	3	1	2
2008-2009	79	43	5	7	8	1

	Total Service Outages	Total Affected Access Lines	Average Number of Access Lines Affected per Outage
1996-1997	99	244,899	2,474
1997-1998	164	199,900	1,219
1998-1999	156	225,248	1,444
1999-2000	124	276,261	2,228
2000-2001	173	300,276	1,746
2001-2002	127	280,447	2,208
2002-2003	100	201,659	1,027
2003-2004	98	103,571	1,057
2004-2005	63	75,175	1,193
2005-2006	144	88,969	618
2006-2007	149	71,869	482
2007-2008	127	62,641	493
2008-2009	143	77,260	540

4. Telecommunications Relay Services

Telecommunications Relay Services (“TRS”) is a telephone transmission service that provides the ability for a person who has a hearing or speech impairment to engage in wireline or wireless communication with a hearing person in a manner that is functionally equivalent to someone without such a disability. Such a definition includes services that enable two-way communication between an individual who uses a text telephone (“TTY”) or other nonvoice terminal device and an individual who does not have such a device. Communications Assistants (“CAs”) transmit (“Relay”) written communication from a text telephone or other nonvoice terminal device to a person using a standard telephone. The person using the standard telephone speaks to the CA who transmits the message to the hearing impaired individual.

The relay is funded through a monthly surcharge on all access lines or functional equivalent, including wireless lines. The monthly surcharge was 10 cents per access line in 1993 and 1994. It was seven cents in 1995, 1996 and 1997. In 1998 the surcharge was reduced to six cents, and it was reduced to five cents for the years 1999 through 2001. In 2002 and 2003, the surcharge increased to six cents and seven cents, respectively. LB 530, which became law during the 2003 Legislative Session, changed the date of the public hearing to determine the surcharge level from October 1 to April 1 of each year. This bill also changed the effective date of the surcharge assessment period changed from January 1 to July 1. For July 1, 2004, through June 30, 2006, the surcharge remained at seven cents. The surcharge was reduced to five cents for the fiscal years ending June 30, 2007 and 2008. The surcharge was reduced to four cents beginning July 1, 2008, and further reduced to its current three-cent level July 1, 2009.

The definition of TRS extends to speech-to-speech (“STS”), video relay services (“VRS”), Internet Protocol (“IP”) and non-English language relay services (Spanish-to-Spanish). STS and non-English language relay services (Spanish-to-Spanish) were mandated by CC Docket 98-67, FCC 00-56, *In the Matter of Telecommunications Relay Services and Speech-to-Speech Services for Individuals with Hearing and Speech Disabilities*, (See also *Order On Reconsideration* CC Docket 98-67, FCC

00-200, released June 5, 2000. This order amended the effective dates for compliance with most of the amended rules adopted in the TRS Order).

In 1995, the Legislature created the Nebraska Specialized Telecommunications Equipment Program (“NSTEP”) which enables qualifying deaf, hard-of-hearing and/or speech-impaired citizens to obtain specialized telecommunications equipment at no expense, subject to certain program restrictions. Funded by the Relay Surcharge, expensive telecommunications equipment, such as text telephones, amplifiers, signaling devices and speech-generating devices have been made available to deaf, hard-of-hearing and/or speech-impaired consumers. For the fiscal year ending June 30, 2009, \$283,399 was expended in the program compared to \$304,631 for the previous period. Households served in the fiscal year ending June 30, 2009 total 915 as compared to 979 for the previous period.

Summary of Significant Issues Impacting Telecommunications Relay Services State Level

- 1) Effective July 1, 2009, Sprint began providing relay service for Nebraska, including CapTel service as a result of a competitive bid process. The contract is for a period of five (5) years effective July 1, 2009, through June 30, 2014, with the option to renew for two (2) additional two (2) year periods as mutually agreed upon by all parties.
- 2) On March 26, 2009, at 1:40 p.m. Central Time, a major network supplier external to CapTel was down. At 3:15 p.m. Central Time, the network supplier was able to re-establish its link allowing calls to be routed to all stations. The CapTel facility in Madison, Wisconsin, has a backup facility in Milwaukee.
- 3) The March 2009 Order (C-4141) setting the surcharge for the fiscal year July 1, 2009, through June 30, 2010, resulted in the surcharge being reduced from \$.04 to \$.03.
- 4) Beginning the September 2008 through March 2009 timeframe, a media awareness campaign utilizing TV and radio was implemented. The purpose of the campaign was to raise general awareness of TRS services, promote captioned telephone service and raise awareness for the NSTEP (“Nebraska Specialized Telecommunications Program”).
- 5) On December 12, 2008, at 2:02 p.m. Central Time faulty code that affected the core switches in both the Madison and Milwaukee Data Centers. The interruption lasted less than 10 minutes. CapTel technicians estimated that approximately 90 calls were dropped at the start of the interruption.

Summary of Significant Issues Impacting Telecommunications Relay Services Federal Level

A number of issues impacting CG (“Consumer and Governmental Affairs Bureau”) Docket 03-123 (*“Telecommunications Relay Services and Speech-to-Speech Services for Individuals with Hearing and Speech Disabilities”*) are as follows:

- 1) States and Telecommunications Relay Services providers were required to submit their annual consumer complaint log summaries for the 12-month period ending May 31, 2009, on or before July 1, 2009. The FCC requires state TRS programs to maintain a log

of consumer complaints that allege violations of the federal TRS mandatory minimum standards. The Public Service Commission satisfied this requirement by the deadline. A copy of this complaint summary is available by contacting the PSC or accessing the FCC's website.

- 2) FCC Extends the Deadline to November 12, 2009, for 10-digit local phone numbers for VPs ("Videophones"), VRS ("Video Relay Service") and IP ("Internet Protocol") Relay Users. People who use video relay service or IP relay must have real 10-digit local phone numbers by November 12, 2009, to make non-emergency calls.

Fake or "proxy" videophone numbers cannot be used after this date.

Emergency 911 calls – without a 10-digit number, cannot be connected automatically (but will be connected as quickly as possible) to the appropriate 911 emergency service center.

Benefits of 10-digit local phone numbers:

- The user's 911 emergency call can be sent automatically to the appropriate emergency center associated with their 10-digit number;
- Telephone users can dial your 10-digit number and be connected automatically to you through your subscribed to VRS or IP Relay provider; and
- You can connect with other VRS or IP Relay users by dialing a 10-digit number.

- 3) On August 11, 2009, the FCC provided *Clarification Regarding The Use of Toll Free Numbers for Internet-Based Telecommunications Relay Services*. The clarification requires, by November 12, 2009, Internet-based TRS users to obtain ten-digit geographically appropriate numbers in accordance with the North American Numbering Plan (NANP). This means that the toll free and ten-digit numbers will not be directed to the Uniform Resource Identifier (URI) in the Internet-based TRS numbering system, but to the Service Management System (SMS/800) database.

In doing this, the FCC determined that this method is functionally equivalent to the use of toll free numbers by voice telephone users.

- 4) In the June 26, 2009, Order the FCC extended the current waiver to June 29, 2010, for traditional TRS providers to "automatically and immediately" call an appropriate Public Safety Answering Point (PSAP) when receiving an emergency, 711-dialed call that has been placed over an interconnected Voice over Internet Protocol (VoIP) service.

The FCC notes that the record indicates challenges still exist for TRS providers to recognize the physical location (and thus the appropriate PSAP) for interconnected VoIP callers that dial 711, rather than dialing 911 directly in order to reach emergency personnel.

The following table displays selected historical statistics that reflect the operation of the Nebraska Relay System and Nebraska Specialized Telecommunications Equipment Program.

A. Telecommunications Relay Service												
Selected Historical Statistics (Session Minutes/CapTel Conversation Minutes)												
							Monthly Activity Cost					
	Total	Ave Call	Total			CapTel	TRS Prg.	Total	Equip. Prg.	Total		
	Calls (1)	Length (1)	Minutes	Interstate	Intrastate	Intrastate	CapTel	TRS	CapTel	Equipment	Srchrg	Srchrg
	(Outbound)	(Outbound)	Of Use	Minutes	Minutes	CM	(\$Amt.)	Program	(\$Amt.)	Program	Revenue	Rate
Jul-02	26,506	4.17	113,308	16,298	97,010			86,824		18,249	100,681	\$0.06
Aug-02	27,569	4.14	117,116	16,566	100,551			89,993		10,320	100,349	\$0.06
Sep-02	26,215	4.02	108,225	16,961	91,264			81,681		18,193	99,727	\$0.06
Oct-02	27,023	4.24	117,882	17,938	99,943			89,449		8,073	100,592	\$0.06
Nov-02	25,622	4.17	109,655	16,368	93,287			83,492		19,733	100,168	\$0.06
Dec-02	25,974	3.98	105,888	15,519	90,369			80,880		9,403	100,908	\$0.06
Jan-03	27,047	4.23	117,298	17,023	100,275			89,746		18,777	116,541	\$0.07
Feb-03	25,143	4.17	107,630	16,204	91,426			81,826		19,710	118,515	\$0.07
Mar-03	25,769	4.15	110,041	16,596	93,445			83,633		0	117,916	\$0.07
Apr-03	26,140	4.11	110,509	15,181	95,328			85,319		41,151	119,519	\$0.07
May-03	26,781	3.91	108,557	14,510	94,047			84,172		20,340	119,189	\$0.07
Jun-03	25,718	3.96	105,454	15,987	89,468			80,074		26,673	119,309	\$0.07
Jul-03	24,072	4.08	101,327	15,147	86,180			77,131		2,711	119,084	\$0.07
Aug-03	25,047	4.01	103,516	14,969	88,547			79,249		27,283	119,101	\$0.07
Sep-03	23,519	4.03	97,489	14,411	83,078			74,355		15,742	118,830	\$0.07
Oct-03	24,198	4.07	101,245	13,979	87,266			78,103		25,529	119,198	\$0.07
Nov-03	22,495	4.20	96,904	14,909	81,996			73,386		7,734	117,783	\$0.07
Dec-03	25,696	4.22	111,068	17,129	93,938			84,075		16,542	119,418	\$0.07
Jan-04	26,590	4.17	113,402	15,918	97,484			87,248		20,859	118,935	\$0.07
Feb-04	25,351	4.17	108,176	15,695	92,481			82,770		27,257	120,683	\$0.07

A. Telecommunications Relay Service												
Selected Historical Statistics (Session Minutes/CapTel Conversation Minutes)												
								Monthly Activity Cost				
	Total	Ave Call	Total			CapTel	TRS Prg.	Total	Equip. Prg.	Total		
	Calls	Length	Minutes	Interstate	Intrastate	Intrastate	CapTel	TRS	CapTel	Equipment	Srchrg	Srchrg
	(Outbound)	(Outbound)	Of Use	Minutes	Minutes	CM	(\$Amt.)	Program	(\$Amt.)	Program	Revenue	Rate
Mar-04	26,695	4.18	114,481	16,692	97,789			87,521		29,292	120,007	\$0.07
Apr-04	25,770	3.98	105,017	15,787	89,230			79,861		8,970	120,502	\$0.07
May-04	25,329	3.87	100,583	14,571	86,013			76,981		24,458	120,162	\$0.07
Jun-04	25,174	3.89	100,603	14,984	85,619			76,629		18,304	121,659	\$0.07
Jul-04	24,075	4.08	101,185	15,901	85,284			76,330		12,691	121,688	\$0.07
Aug-04	25,246	4.02	104,261	15,921	88,970			79,628		25,678	121,115	\$0.07
Sep-04	22,776	4.19	98,305	14,605	83,700			74,912	399	11,345	121,150	\$0.07
Oct-04	22,398	4.12	95,172	14,571	80,601	255	370	72,508	1,197	27,435	121,073	\$0.07
Nov-04	21,190	4.23	92,295	14,104	78,190	329	477	70,458	2,247	55,353	121,282	\$0.07
Dec-04	22,119	4.22	95,797	15,134	80,663	1,533	2,223	74,416	8,379	48,924	120,885	\$0.07
Jan-05	21,410	4.28	94,407	14,679	79,728	3,673	5,326	76,683	7,581	43,431	121,987	\$0.07
Feb-05	18,650	4.35	83,425	13,855	69,570	3,386	4,909	67,174	1,995	8,695	122,531	\$0.07
Mar-05	20,390	4.32	90,305	13,792	76,514	4,534	6,575	75,054	6,783	39,101	122,158	\$0.07
Apr-05	18,809	4.31	83,704	13,207	70,497	4,259	6,175	69,270	5,586	52,662	122,007	\$0.07
May-05	19,963	4.17	85,993	12,216	73,777	3,875	5,619	71,650	3,192	21,515	122,282	\$0.07
Jun-05	20,599	4.22	89,983	13,018	76,964	4,483	6,501	75,384	4,389	21,739	123,615	\$0.07
Jul-05	18,564	4.39	83,937	14,022	69,916	4,765	6,910	69,485	1,596	7,465	123,540	\$0.07
Aug-05	19,723	4.32	87,778	12,765	75,014	4,529	6,567	73,704	2,793	35,635	123,142	\$0.07
Sep-05	17,516	4.41	79,807	11,955	67,852	6,443	9,343	70,070	5,985	42,092	123,452	\$0.07
Oct-05	16,927	4.46	78,111	12,192	65,919	7,924	11,490	70,488	1,995	22,350	123,434	\$0.07
Nov-05	17,988	4.36	80,904	13,063	67,840	8,689	12,598	73,316	4,389	46,767	125,036	\$0.07

A. Telecommunications Relay Service

Selected Historical Statistics (Session Minutes/CapTel Conversation Minutes)

							Monthly Activity Cost					
	Total	Ave Call	Total			CapTel	TRS Prg.	Total	Equip. Prg.	Total		
	Calls (1)	Length (1)	Minutes	Interstate	Intrastate	Intrastate	CapTel	TRS	CapTel	Equipment	Srchrg	Srchrg
	(Outbound)	(Outbound)	Of Use	Minutes	Minutes	CM	(\$Amt.)	Program	(\$Amt.)	Program	Revenue	Rate
Dec-05	17,691	4.43	80,932	12,619	68,313	9,272	13,445	74,585	5,985	40,804	125,256	\$0.07
Jan-06	16,921	4.56	79,449	12,800	66,649	9,650	13,992	73,643	3,990	21,013	133,531	\$0.07
Feb-06	16,002	4.63	76,064	11,833	64,231	8,147	11,812	69,299	3,192	27,589	133,765	\$0.07
Mar-06	17,543	4.64	84,014	12,929	71,084	9,273	13,446	77,066	3,192	52,294	126,924	\$0.07
Apr-06	15,844	4.37	71,442	10,762	60,680	8,719	12,642	66,951	1,995	17,020	128,425	\$0.07
May-06	16,664	4.42	75,850	11,533	64,317	8,341	12,094	69,658	798	8,788	127,816	\$0.07
Jun-06	15,621	4.40	71,034	9,997	61,036	7,107	10,305	64,933	0	243	127,113	\$0.07
Jul-06	15,021	4.50	69,916	10,040	59,876	8,165	11,839	65,428	0	937	95,721	\$0.05
Aug-06	16,294	4.26	71,781	9,432	62,349	8,277	12,001	67,803	5,187	67,654	94,204	\$0.05
Sep-06	13,602	4.45	62,933	8,790	54,143	8,553	12,402	60,860	2,793	38,388	92,098	\$0.05
Oct-06	13,629	4.54	64,171	9,661	54,510	10,350	15,008	63,794	798	15,264	92,819	\$0.05
Nov-06	13,085	4.85	65,578	9,431	56,148	10,443	15,142	65,394	1,661	45,437	92,893	\$0.05
Dec-06	13,496	4.63	64,760	10,008	54,752	10,733	15,563	64,566	1,596	31,865	92,519	\$0.05
Jan-07	14,868	4.70	71,813	10,589	61,224	10,783	15,635	70,430	798	22,399	93,529	\$0.05
Feb-07	12,768	4.76	62,553	9,616	52,936	9,744	14,129	61,507	0	20,974	94,544	\$0.05
Mar-07	14,055	4.56	66,143	9,936	56,207	10,547	15,293	65,598	3,192	16,208	93,565	\$0.05
Apr-07	12,554	4.68	60,962	8,820	52,142	9,805	14,218	60,885	798	2,971	95,793	\$0.05
May-07	13,690	4.41	62,705	10,216	52,489	11,270	16,341	63,319	0	28,060	92,885	\$0.05
Jun-07	12,116	4.31	54,172	8,723	45,449	9,805	14,217	54,894	3,990	40,127	93,608	\$0.05

A. Telecommunications Relay Service												
Selected Historical Statistics (Session Minutes/CapTel Conversation Minutes)												
							Monthly Activity Cost					
	Total	Ave Call	Total			CapTel	TRS Prg.	Total	Equip. Prg.	Total		
	Calls (1)	Length (1)	Minutes	Interstate	Intrastate	Intrastate	CapTel	TRS	CapTel	Equipment	Srchrg	Srchrg
	(Outbound)	(Outbound)	Of Use	Minutes	Minutes	CM	(\$Amt.)	Program	(\$Amt.)	Program	Revenue	Rate
Jul-07	12,233	4.25	54,136	8,873	45,262	9,085	13,173	55,720	3,192	32,598	95,656	\$0.05
Aug-07	13,045	4.32	58,904	10,041	48,863	10,398	15,077	61,008	399	13,795	100,452	\$0.05
Sep-07	11,681	4.37	52,931	8,409	44,522	9,225	13,376	55,227	798	33,422	98,642	\$0.05
Oct-07	12,505	4.37	56,737	8,426	48,311	10,344	14,999	60,412	1,596	19,066	99,983	\$0.05
Nov-07	12,459	4.24	55,046	8,561	46,485	9,850	14,282	57,978	2,793	25,373	98,673	\$0.05
Dec-07	12,705	4.54	59,970	9,480	50,490	11,910	17,269	64,730	863	19,342	101,810	\$0.05
Jan-08	12,712	4.41	57,932	9,276	48,657	12,310	17,849	63,586	1,197	33,475	98,698	\$0.05
Feb-08	11,779	4.41	53,882	8,450	45,432	10,249	14,862	57,567	2,793	17,908	97,945	\$0.05
Mar-08	11,178	4.20	48,894	7,097	41,797	8,382	12,153	51,443	2,394	27,461	97,103	\$0.05
Apr-08	10,628	4.34	48,142	7,846	40,296	8,065	11,694	49,572	1,197	17,804	98,470	\$0.05
May-08	9,716	4.28	43,484	6,708	36,776	9,289	13,469	48,038	1,197	31,178	96,308	\$0.05
Jun-08	9,474	4.31	42,828	6,597	36,231	9,301	13,486	47,544	3,192	33,209	98,333	\$0.05
Jul-08	9,781	4.35	44,703	6,496	38,207	10,257	14,873	50,788	399	35,613	81,744	\$0.04
Aug-08	8,289	4.40	38,068	6,307	31,761	8,769	12,715	42,570	399	17,039	81,255	\$0.04
Sep-08	8,596	4.64	41,625	7,556	34,069	8,862	12,850	44,874	399	15,598	80,035	\$0.04
Oct-08	9,037	4.58	43,313	7,006	36,307	11,024	15,985	50,114	399	21,100	80,920	\$0.04
Nov-08	7,522	4.54	35,700	5,874	29,827	11,581	16,792	44,829	1,596	25,166	80,105	\$0.04
Dec-08	7,844	4.61	37,763	6,203	31,560	12,704	18,421	48,087	798	12,400	79,781	\$0.04

A. Telecommunications Relay Service												
Selected Historical Statistics (Session Minutes/CapTel Conversation Minutes)												
							Monthly Activity Cost					
	Total	Ave Call	Total			CapTel	TRS Prg.	Total	Equip. Prg.	Total		
	Calls (1)	Length (1)	Minutes	Interstate	Intrastate	Intrastate	CapTel	TRS	CapTel	Equipment	Srchrg	Srchrg
	(Outbound)	(Outbound)	Of Use	Minutes	Minutes	CM	(\$Amt.)	Program	(\$Amt.)	Program	Revenue	Rate
Jan-09	8,096	4.79	40,341	6,358	33,983	14,183	20,566	52,510	798	32,269	82,416	\$0.04
Feb-09	6,860	4.56	32,691	5,134	27,557	12,822	18,592	44,496	798	20,795	82,134	\$0.04
Mar-09	7,642	4.60	36,561	5,926	30,634	14,862	21,550	50,346	1,262	18,502	82,652	\$0.04
Apr-09	7,077	4.76	35,191	6,173	29,018	13,301	19,286	46,563	3,192	32,068	82,083	\$0.04
May-09	7,313	4.53	34,715	6,814	27,901	14,100	20,445	46,673	3,591	24,313	82,690	\$0.04
Jun-09	6,608	4.46	31,034	5,257	25,777	15,838	22,964	47,195	2,394	28,536	83,169	\$0.04

Note(1): Inbound Calls Serviced By Operator available only from Jan 1991 through Jan 1993. Outbound Calls (excluding General Assistance) used thereafter.

A. Telecommunications Relay Service						
Supplemental Information - Selected Historical Statistics (CapTel Conversation Minutes)						
					Monthly Activity Cost	
	CapTel	CapTel	Ave Call	CapTel	TRS Prg.	Equip. Prg.
	Total CM	Total Calls	Length	Intrastate	CapTel	CapTel
	(Completed)	(Completed)	(Completed)	CM	(\$Amt.)	(\$Amt.)
Oct-04	299	90	3.33	255	370	1,197.00
Nov-04	544	197	2.76	329	477	2,247.00
Dec-04	1,928	619	3.11	1,533	2,223	8,379.00
Jan-05	4,046	1,031	3.92	3,673	5,326	7,581.00
Feb-05	3,753	1,060	3.54	3,386	4,909	1,995.00
Mar-05	5,121	1,522	3.36	4,534	6,575	6,783.00
Apr-05	4,740	1,466	3.23	4,259	6,175	5,586.00
May-05	4,452	1,319	3.38	3,875	5,619	3,192.00
Jun-05	5,338	1,495	3.57	4,483	6,501	4,389.00
Jul-05	5,449	1,707	3.19	4,765	6,910	1,596.00
Aug-05	5,640	1,848	3.05	4,529	6,567	2,793.00
Sep-05	8,460	2,720	3.11	6,443	9,343	5,985.00
Oct-05	10,407	3,178	3.27	7,924	11,490	1,995.00
Nov-05	11,194	3,176	3.52	8,689	12,598	4,389.00
Dec-05	12,243	3,564	3.44	9,272	13,445	5,985.00
Jan-06	12,033	3,587	3.35	9,650	13,992	3,990.00
Feb-06	10,333	3,098	3.34	8,147	11,812	3,192.00
Mar-06	11,876	3,551	3.34	9,273	13,446	3,192.00
Apr-06	10,969	3,245	3.38	8,719	12,642	1,995.00
May-06	10,643	3,282	3.24	8,341	12,094	798.00
Jun-06	9,028	2,929	3.08	7,107	10,305	0.00
Jul-06	10,204	3,112	3.28	8,165	11,839	0.00
Aug-06	10,483	3,303	3.17	8,277	12,001	5,187.00
Sep-06	11,116	3,220	3.45	8,553	12,402	2,793.00
Oct-06	12,589	3,537	3.56	10,350	15,008	798.00
Nov-06	12,714	3,833	3.32	10,443	15,142	1,661.00
Dec-06	13,785	3,625	3.80	10,733	15,563	1,596.00
Jan-07	13,723	3,503	3.92	10,783	15,635	798.00
Feb-07	12,697	3,183	3.99	9,744	14,129	0.00
Mar-07	13,267	3,563	3.72	10,547	15,293	3,192.00
Apr-07	11,952	3,116	3.84	9,805	14,218	798.00
May-07	13,612	3,957	3.44	11,270	16,341	0.00
Jun-07	12,624	3,507	3.60	9,805	14,217	3,990.00
Jul-07	11,171	3,346	3.34	9,085	13,173	3,192.00
Aug-07	13,066	3,808	3.43	10,398	15,077	399.00
Sep-07	11,556	3,506	3.30	9,225	13,376	798.00
Oct-07	12,514	3,920	3.19	10,344	14,999	1,596.00

A. Telecommunications Relay Service						
Supplemental Information - Selected Historical Statistics (CapTel Conversation Minutes)						
					Monthly Activity Cost	
	CapTel	CapTel	Ave Call	CapTel	TRS Prg.	Equip. Prg.
	Total CM	Total Calls	Length	Intrastate	CapTel	CapTel
	(Completed)	(Completed)	(Completed)	CM	(\$Amt.)	(\$Amt.)
Nov-07	11,896	3,760	3.16	9,850	14,282	2,793.00
Dec-07	14,339	4,027	3.56	11,910	17,269	863.00
Jan-08	14,769	4,071	3.63	12,310	17,849	1,197.00
Feb-08	12,698	3,956	3.21	10,249	14,862	2,793.00
Mar-08	10,149	3,322	3.06	8,382	12,153	2,394.00
Apr-08	10,052	3,240	3.10	8,065	11,694	1,197.00
May-08	10,932	3,627	3.01	9,289	13,469	1,197.00
Jun-08	12,118	3,983	3.04	9,301	13,486	3,192.00
Jul-08	13,831	4,032	3.43	10,257	14,873	399.00
Aug-08	11,965	3,571	3.35	8,769	12,715	399.00
Sep-08	11,892	3,616	3.29	8,862	12,850	399.00
Oct-08	15,076	4,232	3.56	11,024	15,985	399.00
Nov-08	15,322	4,336	3.53	11,581	16,792	1,596.00
Dec-08	17,387	4,962	3.50	12,704	18,421	798.00
Jan-09	19,071	4,780	3.99	14,183	20,566	798.00
Feb-09	16,846	4,386	3.84	12,822	18,592	798.00
Mar-09	20,803	5,284	3.94	14,862	21,550	1,262.00

5. Extended Area Service

Extended Area Service (EAS) allows customers in one exchange to place calls to, and receive calls from another exchange, without paying additional long distance charges. The key points of the basic rules and regulations established by the Commission relating to EAS are:

- A petition seeking to establish EAS must contain the signatures of either 750 or 25 percent of the customers of the exchange, whichever is less.
- To determine if sufficient traffic exists to establish EAS, certain traffic criteria must be met in at least two of the three most recent months for which data is available.
- A telephone company may file an Optional Enhanced Area Calling Plan (OEACP) as an alternative to EAS.
- If the minimum required signatures are obtained, and there is sufficient traffic to meet the requirements, informational meetings must be held in the petitioning exchange to inform the public of the proposed rates for EAS and to assess the public's interest in receiving EAS.

- Following an unsuccessful attempt at implementing EAS, at least 12 months must lapse before additional attempts for EAS are made.
- When put to a vote, EAS must receive the support of more than 50 percent of the customers in the exchange who vote.

6. Numbering Issues

Area Code Conservation Efforts

Background

In May of 1999, the Commission received information from the North American Number Plan Administrator that the number of assignable prefixes (otherwise known as central office NXX codes) available for area code 402 were in danger of being depleted in less than two years. The 402 area code covers the eastern third of the state and includes the cities of Omaha, Bellevue and Lincoln.

The Commission opened a public investigation and determined that employing number conservation methods could significantly delay the need for area code relief measures. Possible area code relief measures are boundary changes, splitting an area code, or introducing a new area code overlaid on an existing area code. In September of 1999, the Commission filed a petition with the Federal Communications Commission (FCC) requesting authority to implement area code conservation methods within Nebraska, with special attention on the 402 area code. Specifically, the Commission requested authority for thousands-block number pooling, reclaiming unused central office codes, auditing number assignments, and reviewing distribution activities of service providers. Thousands-block number pooling allows telecommunications carriers that require new numbering resources to receive numbers in blocks of 1,000, rather than an entire central office code, which contains a block of 10,000 numbers.

On July 20, 2000, the FCC released an order granting the Commission's petition. The Commission set July 1, 2001, as the deadline for implementation of thousands-block number pooling in the Omaha MSA rate center. The cumulative effect of the conservation measures, and the voluntary efforts of the telecommunications carriers in Nebraska, resulted in extending the forecasted exhaust date for numbering resources in the 402 area code from the second quarter of 2001 to the first quarter of 2004.

On a national level the FCC set November 24, 2003, as the date at which all wireless carriers must be capable of supporting thousands-block pooling regardless of the geographical area served. The FCC also set May 24, 2004, as the date at which all wireline carriers serving rate centers in the top 100 MSAs must be capable of supporting thousands-block number pooling and local number portability. The only Nebraska MSA in the top 100 is Omaha-Council Bluffs. The effect of these pooling requirements, combined with continued efforts at the state level, resulted in new forecast being issued

in June of 2004 setting the forecasted exhaust date for the 402 area code at the second quarter of 2006.

The national Pooling Administrator has in place all necessary tools and processes to enable thousands-block pooling by carriers within the same rate center in both the 308 and 402 area codes. At the request of the Commission, the Pooling Administrator has classified all Nebraska rate centers as voluntary pooling capable. This allows any capable carrier to donate to, or use numbering resources from, the thousands-block number resource pool instead of opening a new central office code of 10,000 numbers.

On November 13, 2003, the Commission opened Docket C-3049 to conduct an investigation of various proposed solutions for extending the life of area codes 308 and 402. The Commission held hearings and workshops while staff worked with various industry groups to identify and evaluate alternative methods which could extend the life of the numbering resources in Nebraska. It was the conclusion of the work shop that while alternate methods of implementing thousands-blocks numbering resources were technically feasible, there were significant unresolved issues related to the routing of calls and appropriate carrier compensation.

There are two primary methods of extending the life of numbering resources in an area code; thousands-block number pooling and rate-center consolidation. Both techniques can be applied on a rate-center by rate-center basis to achieve specific objectives.

Thousands Block Number Pooling

As part of the efforts under C-3049, the Commission requested the North American Numbering Plan Administrator to conduct a pro forma evaluation of the impact of mandatory pooling on the forecasted exhaust date for Area Code 402. The evaluation considered only those exchanges in which there are currently two or more carriers. The evaluation indicated that mandatory pooling could move the forecasted exhaust date for area code 402 from the second quarter of 2006 to the third quarter of 2010.

Under the rules and regulations the implementation of mandatory pooling can occur only if the FCC issued specific authority to Nebraska. On November 11, 2004, Nebraska submitted a petition to the FCC for delegated authority to implement mandatory thousands-block number pooling in selected rate centers within the 402 area code. Seven other states submitted similar petitions and all comments submitted to the FCC were in support of the petitions.

On February 24, 2006, the FCC released “ORDER AND FIFTH FURTHER NOTICE OF PROPOSED RULEMAKING”, granting Nebraska’s petition for authority to implement mandatory thousands-block number pooling in the 402 area code. The Commission used the authority granted to implement mandatory pooling in two steps.

On March 14, 2006, the Commission issued an order under C-3049 implementing mandatory pooling in the rate centers served by Alltel (now Windstream Communications), Qwest, and Frontier Communications (Citizens). Because these three carriers had been voluntarily participating in thousands block pooling they were able to make the transition from voluntary pooling to mandatory pooling in the 155 rate centers they serve without any delay.

On May 3, 2006, the Commission conducted a workshop during which the NeuStar Pooling Administrator provided the remaining carriers in the 402 Area Code with information concerning the steps and typical time-line used when a rate center changes from voluntary pooling to mandatory pooling. Carriers were asked to review the proposed time line and provide feedback to the Commission by May 22, 2006. The Commission held a hearing on June 1, 2006, and sought comments on the prospect of designating all rate centers in the 402 area code as mandatory and a proposed implementation schedule for mandatory pooling of the remaining 94 rate centers. No parties submitted comments or testimony against designating the remaining 94 rate centers as mandatory or proposed an alternate implementation date.

On June 27, 2006, the Commission issued an order under C-3049 implementing mandatory pooling in the remaining 94 rate centers effective November 1, 2006. Two carriers, Great Plains Communications, Inc. and Northeast Nebraska Telephone Co were in the process of upgrading switch platforms and requested a waiver of the November 1, 2006, implementation date. Both carriers have completed the upgrade of their switches, have donated the excess blocks from their exchanges in the 402 area code, and are fully participating in thousands block number pooling.

The North American Numbering Plan Administration reports indicate the following status of Nebraska's numbering resources as of August 29, 2009.

Area Code	NXX Codes Assigned	NXX Codes Available
308	320	454
402	728	51

Reports from the Pooling Administrator identify that voluntary pooling in Nebraska has resulted in the following donation and utilization of thousands-blocks in Nebraska as of August 29, 2009.

Area Code	Number of Rate Centers	Rate Centers with Pooling	Thousands – Blocks Retained	Thousands - Blocks Assigned	Thousands - Blocks Available	Estimated Full NPA-NXX Codes Saved
308	178	54	336	108	427	28
402	281	275	1,854	769	2,086	110

The Pooling Administrator estimates that 28 full NPA-NXX codes in area code 308 have been saved since the first thousands-blocks were donated in April 25, 2003, and 110 full NPA-NXX codes in area code 402 have been saved by thousands-block number pooling since the first thousands-blocks were donated to the pool on October 31, 2001.

The cumulative effect of the proactive conservation measures taken by the Commission have resulted in the North American Numbering Plan Administrator extending the forecasted exhaust date for the 402 area code from the second quarter of 2010, reported last year, to the second quarter of 2011. The forecasted exhaust date for the 308 area code has been extended from the fourth quarter of 2030 to the second quarter of 2033. However, with the advent of new technologies such as Voice over Internet Protocol, free Voice Mail services, and the unknown demand upon numbering resources, forecasted exhaust dates remain very dynamic.

While the number conservation measures taken by the Commission in the 402 area code have been successful in delaying the need for area code relief measures, numbering resources are finite and at some point they will all be utilized. On February 19, 2009, NeuStar, the neutral third party numbering administrator, notified the Commission that based upon the latest semi-annual forecast, the forecasted exhaust date for the 402 Area Code was projected to be the second quarter of 2011. Because the industry needs time to develop the plan for implementing the 402 area code relief plan, it is important for the Commission to select a specific method of implementing the relief plan.

In its February 19, 2009, report NeuStar also provided an updated assessment of the Commission's four NPA relief plans proposed in Docket C-2057 in 1999 as well as projected exhaust information for each of the plans. Three of the four initial alternatives were geographic splits while the fourth alternative was an all-services overlay. When implementing a geographical split as a relief plan the FCC requires that the difference in projected life between the two area codes be no greater than ten years to avoid the necessity of consumers undergoing another relief plan in a short period of time. Two of the proposed geographical splits exceed ten years and one is ten years. Based upon recent information from NeuStar, the overlay method of providing relief is the most widely used method among states at the present time.

A public workshop was held on April 20, 2009, to facilitate the collection of information and opinions on a preferred relief plan. All participants in the workshop supported an all-services overlay plan. The Commission again requested comments from interested parties and scheduled the issues for public hearing. A public hearing was held in Lincoln, Nebraska, on May 27, 2009, and the comments received by the Commission were incorporated into the record.

On June 30, 2009, the Commission adopted an all service overlay for the implementation of an area code relief plan for the 402 area code and requested the industry to provide an plan and recommended dates for the necessary action necessary to

implement the relief plan. NeuStar has assigned 531 as the new area code to be used for the 402 relief plan. The adoption of an overlay will require the implementation of 10 digit dialing for all calls in the 402 area code when the new area code is implemented. The industry also recommended that permissive 10 digit dialing be implemented in the 308 area code to provide simplicity and consistency for dialing calls in Nebraska.

On August 28, 2009, NeuStar, on behalf of the Nebraska telecommunications industry, filed the report of the industries recommended implementation plan. Key dates of the relief plan are:

	Time	Date
Start of Customer Education		January 2010
Start of permissive 10-digit dialing	12:01 AM Central	June 26, 2010
End of permissive dialing and start of mandatory 10-digit dialing in 402 and 531	12:01 AM Central	February 26, 2011
Earliest new NPA central office code activation date (Effective date of the new 531 NPA)		March 26, 2011
Earliest date central office codes in the new NPA may be ordered through NANPA		September 26, 2010

Local Number Portability

One of the benefits of thousands-block number pooling is the capability of implementing Local Number Portability (LNP). As carriers have upgraded their switching software to use numbering resources in blocks of a thousand they have also gained the ability to support the porting of a customer's number between carriers. As of December 31, 2008, all Nebraska exchanges except one are capable of supporting LNP. The Sodtoun exchange will have LNP by December 31, 2009.

The ability to port a number between traditional wireline carriers and between wireless carriers is called intra-modal portability. Porting a number between a wireline carrier and a wireless carrier is called inter-modal portability. For wireline and interconnected Voice Over IP carriers telephone numbers can be ported from one carrier to another in the same rate center. You cannot port a number assigned in one rate center to a carrier in another rate center.

Because the coverage area assigned to wireless carriers by the FCC is different than the wireline rate centers, you can port your wireline number to a wireless carrier if their coverage area overlays the rate center your number is associated with. You could even physically move to a rate center other than your original rate center and kept the same wireline phone number as long as the wireless carrier has authority to provide coverage in that area. However, you can only port your wireless number to a wireline carrier in the same rate center your wireless number is associated with.

On May 13, 2009, the FCC released Report & Order and Further Notice of Proposed Rulemaking FCC 09-41, Local Number Portability Porting Intervals and

Validation Requirements; Telephone Number Portability. In the order the FCC stated “Specifically, we require all entities subject to our local number portability (LNP) rules to complete simple wireline-to-wireline and simple intermodal port requests within one business day.” They also affirmed that providers may require no more than four information fields to “validate” a simple port (10 digit telephone number, account number, five digit ZIP Code, and pass code if applicable). In actuality there may be additional data required to implement a port.

In issuing the report and order the FCC also directed the North American Numbering Council (NANC) to work with the industry to develop new LNP provisioning process flows that take into account this shortened porting interval. In developing these flows, the NANC must address how a “business day” should be construed for purposes of the porting interval, and generally how the porting time should be measured. The NANC must submit recommendations on how to meet the one day interval to the FCC by December 2, 2009. Nebraska Public Service Commission Commissioner Anne Boyle is one of six NARUC representatives to the NANC.

NANC’s Local Number Portability Administration (LNPA) Working Group has been conducting both face-to-face and telephonic meetings since May 28, 2009 developing recommendations for the NANC. The LNPA Working Group formed sub-groups to address specific issues. The key sub-groups and the current status of their activity are listed below:

Definition of One Business Day – Current consensus is that a business day is Monday through Friday except holidays of the old service provider, from the hours of 8:00 am to 5:00 pm, a Firm Order Commitment will be issued within four hours of the receipt of a valid Local Service Request, and the old service provider would be ready to port the customer at 12:01 am of the next business day.

Definition of a Simple Port – At present there is no consensus to change the current FCC definition of a simple port which are ports that;

- 1) do not involve unbundled network elements;
- 2) involve an account only for a single line;
- 3) do not include complex switch translations (*e.g.*, Centrex, ISDN, AIN services, remote call forwarding, or multiple services on the loop); and
- 4) do not include a reseller.

Impacts on Current Local Service Request Process – Work is ongoing and will be dependent upon the final work of the One Business Day team. Primary concern is the wide range between various carriers in how port requests are processed; ranging from totally automated to totally manual.

Based upon the time lines identified in the FCC order, the known milestones are:

Effective Date of FCC 09-41	August 3, 2009
NANC Recommendation due to FCC	December 2, 2009
Compliance with One Business Day Port	September 1, 2010
Extension for compliance by “small carriers”	December 3, 2010

Rate Center Consolidation

Rate Center consolidation is the process of merging two or more rate centers geographical adjacent to each other into a single rate center for the purposes of number assignments and the rating and routing of calls. In metropolitan areas rate center consolidation can have a major impact on extending the life of an area code because numbering resources previously allocated to a single rate center can now be used across a wider geographical area.

The Commission will continue to encourage Nebraska carriers to look for opportunities to use rate center consolidation to extend the life of our area codes, especially 402.

7. N11 Dialing Code

Background

The FCC designated various three-digit dialing, or “N11,” codes for specific purposes in CC Docket 92-105, *In the Matter of the Use of N11 Codes and Other Abbreviated Dialing Arrangements*. State commissions, in turn, are delegated the responsibility of implementing the assigned dialing codes. Nebraska has assigned the use of “211”, “511”, “711 and “811”. By tradition, 911 has been reserved for access to emergency services, typically through a Public Service Answering Point (PSAP). For each code, carriers seeking cost recovery are required to make an application to the Commission for reimbursement. To date, no carriers have applied for cost recovery.

Specific information on the N11 dialing codes implemented in Nebraska is provided in the following sections.

211 Dialing Code

The Commission assigned “211” to United Way of the Midlands for access to “First Call for Help.” First Call for Help connects people in need of health and human services assistance with the appropriate providers of such services. Dialing “211” does not result in any additional telephone charges for the consumer.

Current Status

United Way continues to expand the availability of First Call For Help to the citizens of Nebraska through 211. The current status of 211 Access is shown on the following page:

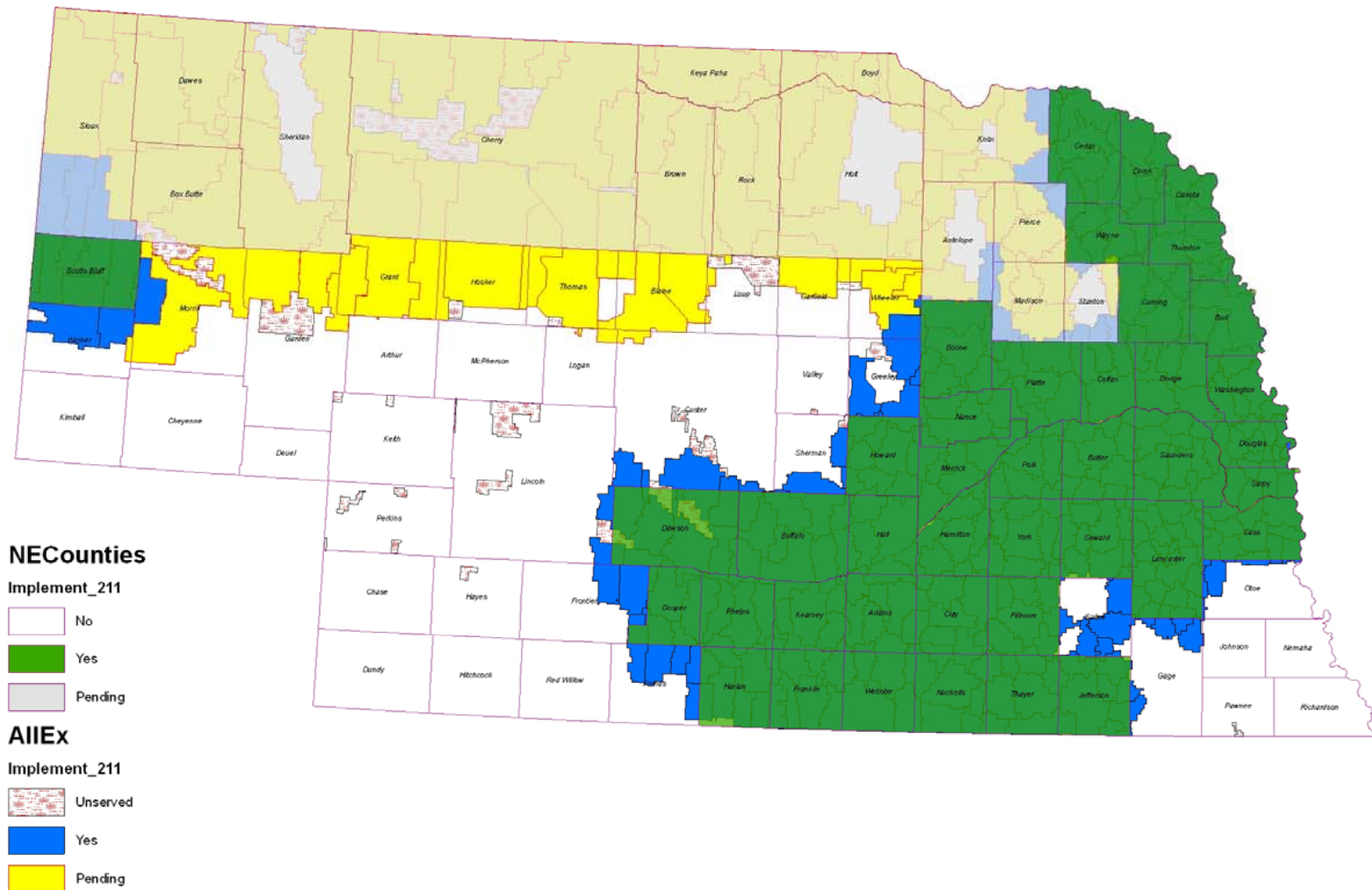
Order Number	Counties/Areas	Implementation Date
C-2621	Douglas & Sarpy Counties	02/20/02
C-2732	Dodge & Cass Counties	10/01/02
C-3061	Hall, Hamilton, Howard, Merrick Counties	07/01/04
C-3066	Saunders & Washington Counties	07/01/04
C-3099	City of Lincoln, Lancaster County	07/01/04
C-3221	Dawson, Phelps, Kearney, Harlan, Franklin, Buffalo, Gosper Counties	09/02/04
C-3256	Scotts Bluff County	11/03/04
C-3277	Dakota County	05/01/05
C-3327	Adams, Clay, Nuckolls, Webster Counties	06/22/05
C-3344	Boone, Nance, Platte, Colfax Counties	06/29/05
C-3403	Polk & Butler Counties	08/15/05
C-3446	Dixon & Wayne Counties	12/02/05
C-3454	Cuming, Burt, Thurston Counties	12/23/05
C-3464	Thayer County	12/23/05
C-3489	Cedar County	02/08/06
C-3505	Jefferson County	04/11/06
C-3869	Fillmore County	03/11/08
C-3870	Seward County	03/11/08
C-3903	City of York, York County	06/18/08
C-3987	York County	02/10/09
C-4187	Saline County	08/25/09

Currently 57 Nebraska counties have entered into an agreement with United Way of the Midlands to provide service through 211. Of these 57, 15 are awaiting Commission approval for implementation. Based on the 2007 Census figures, 89.8% of Nebraska residents will be able to reach United Way of the Midlands by dialing 211 when all 57 counties have been implemented.

A. Nebraska 211 Coverage

The map on the next page shows the current status of 211 in Nebraska.

Nebraska 211 Coverage - July 2009



311 Dialing Code

311 is the nationally assigned access code for non-emergency police and government services and has not been implemented in Nebraska at this time.

411 Dialing Code

411 is the nationally assigned access code to local directory services. When a consumer dials 411 they will be connected with the directory services group for their service provider (local exchange carrier, wireless carrier, or if a 1+ is dialed first their long distance carrier). Charges may be incurred for use of these service and are established by tariff filings with the Commission for local and long distance carriers.

511 Dialing Code

Weather reports and route specific road conditions can be obtained 24 hours a day for interstate and state highways throughout Nebraska by dialing 511 from any telephone in Nebraska. There is no charge to callers. The Nebraska State Patrol and Department of Roads manage this program.

611 Dialing Code

611 is assigned nationally as the access code to a carriers repair service organization.

711 Dialing Code

In CC Docket 92-105, *In the Matter of the Use of N11 Codes and Other Abbreviated Dialing Arrangements*, the FCC designated 711 as the dialing for access to all telecommunication relay services (TRS). The Nebraska Public Service Commission opened Docket C-2417 to examine issues related to the implementation of three-digit, 711, for access to all telecommunication relay services (TRS) in Nebraska. The FCC order further established an October 1, 2001, deadline for all telecommunications carriers, including wireline, wireless, PBX and payphone providers. On January 9, 2001, the Commission approved C-2417 and established June 29, 2001, as the implementation deadline for 711.

The Nebraska Relay Service is designed to enable persons who are Deaf, Hard of Hearing, or Speech Disabled to communicate on the telephone with the general public.

The current status of the Nebraska Relay Service can be found in Part III, Section 4 of this report.

811 Dialing Code

Nebraska statute (76-2301 – 76-2330) established the One-Call Notification System Act for the purpose of preventing injury to persons and damage to property and the interruption of utility services resulting from accidents caused by damage to underground facilities. Since 1995, Diggers Hotline has been the link between people who want to excavate and the underground facility owner/operators. Access to the Diggers Hotline

center, located in Omaha, has been through either the local number (402) 344-3565 or the toll free number (800) 331-5666. The State Fire Marshal's Office is the oversight organization for the One-Call Notification System.

On March 14, 2005, under the Sixth Report and Order in CC Docket 92-105, *In the Matter of the Use of N11 Codes and Other Abbreviated Dialing Arrangements*, the FCC designated 811 as the national abbreviated code to be used by states and delegated the authority to states to address the technical and operation issues associated with the implementation of the 811 code. This national abbreviated code does not change the numbers currently used to access the One-Call Notification System – it will simply provide an easily recognized n11 code to establish the connection to the One-Call Notification System. Per the FCC order 811, April 13, 2007, was set as the implementation date.

An 811 Task Force was established by the Nebraska Public Service Commission and consisted of the Chairman and Director of Diggers Hotline and representatives of both the wireline and wireless carriers in Nebraska. Because the implementation of 811 would be accomplished in the same manner as previous N11 dialing codes, it was determined that there were no technical implementation issues.

One operational issue raised was how to handle a misdialled 911 call. It was recommended by Diggers Hotline, and approved by the Task Force, that when a person dials 811 a simple message would be given stating if they were trying to reach 911 for an emergency they should hang up and redial.

On December 19, 2006, the Nebraska Public Service Commission issued C-3479/PI-107 setting April 13, 2007, as the deadline for all carriers to implement the routing of 811 to the toll-free number provided by Diggers Hotline (888-827-9309) and all carriers were to include 811 information in all directories published after April 1, 2007.

811 has been implemented in all Nebraska telephone exchanges.

911 Dialing Code

911 is the nationally designated access code to Emergency Services. Detailed information on the state of 911 in Nebraska is found in Part VIII, Section A of this report.

8. Nebraska Internet Enhancement Fund

The Nebraska Internet Enhancement Fund (NIEF) was established to provide financial assistance to install and deliver broadband or other advanced telecommunications infrastructure and service throughout the state. A third round of grant applications were solicited in the fall of 2008 and grants were awarded by the Commission in March of 2009, to the Village of Bushnell, the Village of Elsie, and Banner County. Two of the three grant projects were successfully completed in the summer of 2009. The Commission staff, with the assistance of the NIEF Advisory Board, evaluates grant applications and awards grants for projects meeting grant requirements.

9. The Nebraska Competitive Telephone Marketplace Fund

The Competitive Marketplace Fund consists of voluntary payments made by Qwest for failure to comply with the requirements of a Quality Performance Assurance Plan (“QPAP”). The QPAP became effective once Qwest was approved by the Federal Communications Commission (“FCC”) to provide long distance service in Nebraska. For fiscal year 2008-09, voluntary payments deposited to the fund totaled \$7,000 as compared to \$12,426 for the fiscal year 2007-08. Voluntary payments consist both of Tier 1 and Tier 2 payments with Tier 1 being remitted directly to Competitive Local Exchange Carriers (CLECs) and Tier 2 remitted to the Public Service Commission (“Commission”).

Since the QPAP has been in effect in most of the Qwest 14 state area since 2002, the regulatory Commissions in 11 of the 14 states executed a service agreement with Liberty Consulting Group, Inc., in November of 2008, to conduct a review and analysis of the QPAP. The purpose of the review was to determine the effectiveness, value, and usefulness of the Plan. Their analysis included a reexamination of the structure of the QPAP, whether some or all of the performance plan or performance standards may no longer be necessary and possible modifications to the performance plan and the performance measures. To perform these responsibilities Liberty sought input from Qwest, the Competitive Local Exchange Carriers (CLECs), and the staffs from each of the participating states. Their conclusions and recommendations are contained in a final report which has been filed with this Commission for review. The Commission released the report for comment on July 7, 2009, and it is pending at this time.

Costs charged to the program for fiscal year 2008-09 were \$5,149 of which \$4,799 represents the Nebraska portion of the multi-state review mentioned above. In previous years, Nebraska joined a multi-state effort to conduct an independent audit of the QPAP and the payments made to the CLECs and the states. Nebraska’s portion of the cost of the joint audit was \$7,813 which accounted for 78% of the total expenses of \$10,033 for 2007-08. This cooperative effort among the states has provided Nebraska with a professional and cost effective review of the QPAP.

In 2008, the Legislature passed LB 755 which lowered the maximum balance in the QPAP fund from \$100,000 to \$30,000. See Neb. Rev. Stat. 86-127 (LB755, 2008.) If the fund balance exceeds \$30,000 the Commission is responsible for remitting such excess to the Nebraska Internet Enhancement Fund. Transfers for the fiscal year of 2008-09 amounted to \$9,343.

PART IV

Review of the Level of Rates of Local Exchange And Interexchange Companies

This section of the report provides current local rates and historical information on local rate changes of carriers, in addition to discussing some changes that are taking place in the long distance market. Due to the introduction of competition in some local exchanges, financial information – specifically the financial status of local exchange companies, has been omitted from the report.

1. Local Exchange Rates

Local exchange rates for Nebraska incumbent local exchange companies (ILECs), and competitive local exchange carriers (CLECs) are listed in table B. following. The rates listed provide basic dial tone service and exclude subscriber line charges, extended area service rates, and other optional charges. Table A. following shows the changes to basic local rates which have taken place over the past 10 years.

At the time of the preparation of this report last year, two companies had basic local rate increases pending. Windstream Communications had proposed to increase their basic local rates for business, coin, and key line customers from \$27.50 to \$29.99 monthly. Since the Commission did not receive complaints from at least 3% of the affected customers, the increase went into effect in August of 2008.

Great Plains Communications proposed a basic local residential increase in the monthly rate from \$17.50 to \$19.20 in July of 2008. In addition, the proposal would increase basic rates for business, coin, and key line customers from \$27.50 to \$29.95. The Commission did not receive complaints from at least 5% of the affected customers, so the rates went into effect in November of 2008, as proposed.

Qwest Communications proposed an increase in its one-party business rates in early 2009. Their monthly rate would increase from \$27.55 to \$30.00 under their proposal. Since customer complaints did not reach the requisite level for Commission review, the rate change went into effect as proposed in April of 2009.

Dalton Telephone Company and Elsie Communications also proposed basic local rate increases in February of 2009. In each company, residential rate increases from \$17.50 to \$19.25, and business rate increases from \$27.50 to \$29.95 were proposed. The Commission did not receive complaints from 5% of affected customers in either case, so the increase went into effect in June of 2009.

Competition for local exchange service has had an impact on some of the incumbent carriers in the State. As a result of the Telecommunications Act of 1996, competitive local exchange carriers can compete for local service using their own facilities or through forms of interconnection with incumbent carriers. For some carriers, the impact

has been large and for others, no competitive landline alternatives exist for incumbent customers.

As of this report, the Commission has authorized 98 CLECs to market their services to Nebraska customers, and as of December 31, 2008, 33 indicate that they are currently serving customers. Approximately 91% of Nebraska subscribers now have competitive alternatives for local service. These competitors have increased their share of the market from 33% in 2007 to 35.5% in 2008. Competition in the industry has impacted the total access lines served in Nebraska. The total access lines served in 2008 dropped 3% or 30,000 access lines from those served in 2007. The following table provides more details of the statistics for the last two years:

	2007	2008	Change
Total Access Lines Served in the State	905,982	876,060	-3.30%
Total Access Lines Served by ILECs	606,936	565,481	-6.80%
Total Access Lines Served by CLECs	299,046	310,579	3.90%
Percentage of Total Access Lines Served by CLECs	33.0%	35.5%	2.50%
Percent of Access Lines Having Competitive Alternatives	90.9%	90.9%	
Number of Access Lines Without Competitive Alternatives	82,804	79,994	-3.40%
Total Number of Exchanges	469	469	
Total Number of Exchanges Without Competitive Alternatives	211	210	

2. Financial Statistics

The financial information related to local exchange company earnings is not being reported for 2008. Competition is being introduced into this market and company-specific data may reveal competitively sensitive information. Thus, the annual reports filed by the local exchange companies remain available at the Commission for use by Commissioners and Commission staff. Portions of the reports that are not proprietary are available for public inspection.

3. Long Distance Telephone Rates/Access Charges

A number of long distance carriers are available to customers in Nebraska for their choice of long distance service. Approximately 230 interexchange carriers are certified to compete in the long distance market in the State. To provide long distance service, these carriers pay wholesale rates or access charges to originate and terminate calls on the network. Access charges represent expenses to long distance carriers and revenue to companies who own the long distance facilities.

Qwest Communications filed an application to increase its intrastate rates for access charges in July 2008. Their filing indicated that their weighted average access rate was approximately \$.021 per minute of use. Their proposal resulted in the rate increasing to approximately \$.048 per minute of use which would generate an additional \$7 million annually in access revenue to Qwest. In February of 2009, the Commission entered an

order denying Qwest's proposal and at the same time opened an investigatory docket to solicit input on establishing the minimum criteria required to support a finding of fair and reasonable rates under Neb. Rev. Stat. 86-140. The docket is pending before the Commission at this time.

4. Telephone Billing Changes

Customers served by Windstream Communications were notified in January of 2009 that the company was no longer going to prorate charges for partial months of service. Since services are billed in advance, when a customer initiated service, they would be charged for a pro-rated portion of the monthly charges. If the customer terminated their service during a billing cycle, the customer was issued credit for the over-payment they had made. This change that Windstream has made will result in the customer paying for a full month of service, regardless of when the service began, or when it was terminated. Reasons stated for the changes were that the current practice was confusing to the customer, and also resulted in a large initial bill for the customer.

The Commission's current Rules and Regulations do not address this issue specifically, thus, the Commission has opened an investigation to add a rule dealing with customer billing practices. The proposed rule would allow for billing of charges through the date of disconnection, but would require a refund of any services after the date of discontinuation of service. A hearing on the matter is set for October of 2009.

A. Basic Local Rate Changes										
Local Exchange Companies										
	2009	2008	2007	2006	2005	2004	2003	2002	2001	2000
Arapahoe								X	X	X
Arlington										X
Benkelman									X	X
Blair										X
Cambridge									X	X
Citizens										X
Clarks										X
Consolidated								X	X	X
Consolidated Telco									X	X
Cozad								X	X	X
Curtis										X
Dalton	X							X	X	X
Diller								X	X	X
Eastern										X
Elsie	X							X	X	X
Eustis								X	X	X
Glenwood								X	X	X
Great Plains		X						X	X	X
Hamilton										
Hartington										X
Hartman								X	X	X
Hemingford									X	X
Henderson									X	X
Hershey									X	X
Home								X	X	X
Hooper								X	X	X
K & M										X
Keystone-Arthur								X	X	X
NEBCOM										X
Nebraska Central									X	X
Northeast								X	X	X
Pierce										X
Plainview										X
Qwest	2								1	
Rock County										X
Sodtown							X		X	
Southeast NE										X
Stanton										X
Three River									X	X
United (Embarq)										
Wauneta									X	X
Windstream		2						X	1	1

(1)Business line rate reduction only. (X) Indicates a rate change

(2)Business line rate increase only

B. NEBRASKA LOCAL EXCHANGE CARRIERS
BASIC LOCAL EXCHANGE RATES
Effective September 1, 2009

Company	Exchange	Business	Residential
AT&T		\$31.20	N/A
Allo Communications		\$31.00	\$18.50
American Fiber Network, Inc.		\$27.55	\$18.15
Applied Communications Tech.		\$44.80	\$21.40
Arapahoe Telephone Co.	Group 1: Arapahoe, Hendley, Holbrook	\$27.50	\$17.50
	Group 2: Brule, Farnam, Loomis, Overton	\$37.55	\$17.50
Arlington Telephone Co.		\$27.50	\$17.50
Benkelman Telephone Co.		\$27.50	\$17.50
Blair Telephone Co.		\$27.50	\$17.50
Bullseye Telcom., Inc.		\$27.55	N/A
Cambridge Telephone Co.		\$27.50	\$17.50
Charter Fiberlink-Nebraska LLC		\$21.99	\$24.99
Citizens dba Frontier		\$27.50	\$17.50
Clarks Telephone Co.		\$27.50	\$17.50
Comtel Telecom Assets LP d/b/a VarTec Telecom, d/b/a Excel Tele		N/A	\$19.95
Consolidated Telco, Inc.		\$27.50	\$17.50
Consolidated Telephone Co.	Anselmo	\$27.50	\$17.50
	Arthur	\$27.50	\$17.50
	Ashby	\$27.50	\$19.25
	Bingham	\$27.50	\$19.25
	Brewster	\$27.50	\$17.50
	Brownlee	\$27.50	\$19.25
	Dunning	\$27.50	\$17.50
	Halsey	\$27.50	\$17.50
	Hyannis	\$27.50	\$17.50
	Merna	\$27.50	\$17.50
	Mullen	\$27.50	\$17.50
	Purdum	\$27.50	\$17.50
	Seneca	\$27.50	\$17.50
	Thedford	\$27.50	\$17.50
	Whitman	\$27.50	\$19.25
Cox Communications	(A) Flat Rate	\$26.89	\$17.65
	Add'l. Line	\$26.89	\$17.65
	(B) Comb. Ser.	\$26.89	\$15.89
	Second Line	\$26.89	\$11.99
	Add'l. Line	\$26.89	\$15.89
Cozad Telephone Co.		\$27.50	\$17.50

B. NEBRASKA LOCAL EXCHANGE CARRIERS
BASIC LOCAL EXCHANGE RATES
Effective September 1, 2009

Company	Exchange	Business	Residential
Curtis Telephone Co.		\$27.50	\$17.50
Dalton Telephone Co.		\$29.95	\$19.25
Digital ISP Group	Group 2	\$28.66	\$17.88
	Group 5	\$35.21	\$19.59
	Group 7	\$40.44	\$20.11
	Group 12	\$50.89	\$20.58
Diller Telephone Co.		\$27.50	\$17.50
Eastern Nebraska Telephone Company		\$27.50	\$17.50
Elsie Telecom, Inc.		\$29.95	\$19.25
Embarq/United Telephone Co of the West dba		\$27.50	\$17.50
Ernest Communications, Inc.		\$28.95	N/A
FiberComm, Inc.		\$21.25	\$19.00
First Communications, LLC		\$27.55	\$31.00
France Telecom. Corporation Solutions Inc.		\$66.00	N/A
Glenwood Telephone Membership Corporation		\$27.50	\$17.50
Granite Telecommunications		\$27.55	\$18.15
Great Plains Communications		\$29.95	\$19.20
Hamilton Telephone Co.		\$13.75	\$13.75
Hartington Telephone Co.		\$27.50	\$17.50
Hartman Telephone Exchange		\$27.50	\$17.50
Hemingford Cooperative Telephone Company		\$27.50	\$17.50
Hershey Cooperative Telecom, Inc.		\$27.50	\$17.50
Hooper Telephone d/b/a Westel		\$27.50	\$17.50
Houlton Enterprise, Inc. d/b/a Guaranteed Phone Service		\$69.95	\$17.50
Huntel Cablevision, Inc. d/b/a American Broadband Nebraska Communications, Inc.		\$24.59	\$15.59
Huntel, Inc. d/b/a American Broadband Nebraska Communications, Inc.		\$27.50	\$17.50
Ionex Communications North, Inc.	Qwest	\$37.55	\$20.00
K&M Telephone Co.		\$17.50	\$17.50
Keystone-Arthur Telephone Company		\$27.50	\$17.50
Lightyear Network Solutions, LLC		\$29.00	\$32.99
Add'l Line			\$27.99
Long Lines Siouxland LLC		\$25.00	\$10.00
MCImetro Access Transmission Services		\$30.99	\$20.99
Mainstay Technologies, LLC		\$27.50	\$17.50

B. NEBRASKA LOCAL EXCHANGE CARRIERS
BASIC LOCAL EXCHANGE RATES
Effective September 1, 2009

Company	Exchange	Business	Residential
Matrix Telecom, Inc. d/b/a Trinsic Communications		\$43.75	N/A
Metropolitan Telecommunications of Nebraska Inc.		\$27.55	\$18.15
Mobius Communications Company		\$27.50	\$17.50
Nebraska Technology & Telecommunications, Inc. (NT&T)	Group 1	\$27.55	\$18.15
	Group 2	\$27.50	\$17.50
	Group 3	\$30.10	\$17.50
	Group 4	\$30.10	\$17.50
	Group 5	\$30.10	\$17.50
	Group 6	\$30.10	\$17.50
Nebraska Central Telephone Company		\$27.50	\$17.50
Northeast Nebraska Telephone Company		\$27.50	\$17.50
Northstar Telecom		\$27.49	\$19.99
NOS Communications d/b/a Blueridge Telecom System		\$32.84	\$18.15
OrbitCom, Inc.		\$27.00	\$27.00
Pierce Telephone Co., Inc.		\$20.45	\$17.50
Pinpoint		\$27.95	\$17.50
Plainview Telephone Company		\$27.50	\$17.50
Quantumshift Communications, Inc.		\$32.84	N/A
Qwest	First Line	\$30.00	\$18.15
	Add'l Line	\$30.00	\$16.35
Rock County Telephone Company		\$27.50	\$17.50
Sodtown Telephone Company		\$17.50	\$17.50
Southeast Nebraska Telephone Company		\$27.50	\$17.50
Stanton Telephone Co., Inc.		\$27.50	\$17.50
TCG Omaha		\$36.40	N/A
Three River Telco		\$27.50	\$17.50
Time Warner Cable Informational Services		N/A	\$49.95
Trans National Com. International, Inc.		\$22.00	N/A
Wauneta Telephone Company		\$27.50	\$19.95
Windstream Communications of the Midwest, Inc.		\$29.99	\$17.50

C. Explanation of Charges Which May Appear on Your Telephone Bill

Basic Residential Service—The monthly rate charged by companies to provide telecommunications service to a residence (home or apartment) within their local calling area.

Extended Area Service—A monthly flat fee charged by telecommunications companies that allows users to place an unlimited number of calls to or receive calls from nearby communities with no additional charges.

Number Portability Charge—A charge set by the Federal Communications Commission (FCC) to recover costs associated with allowing customers to retain their telephone number when changing from one local company to another.

Federal Subscriber Line Charge—A charge set by the FCC that customers pay to their local phone company to cover part of the cost of connecting customers to the telephone network. It is currently capped at \$6.50 per month for the first residential line and single business lines. The monthly charge can vary by company.

Telecommunications Relay Service Surcharge—A surcharge set by the Nebraska Public Service Commission (NPSC) to operate the statewide telecommunications system for the hearing and speech impaired. The program also provides financial aide to eligible Nebraskan's for the purchase of specialized telephone equipment necessary to use relay services. Equipment program beneficiaries may apply for equipment vouchers no more than once every five years. The charge is reviewed annually by the NPSC and is currently \$.03 per/month per telephone number in service.

911 Service Surcharge—A charge assessed by and remitted to the city or county to provide funding to operate emergency service centers. Typically this charge ranges from \$.50 to \$1.00 per month per telephone number.

Wireless E911 Surcharge—A charge assessed by the state and remitted to the NPSC to fund the implementation of the Wireless E911 program which allows emergency responders to accurately locate wireless devices that have placed 911 calls. Currently the charge is \$.50 per month on each telephone number in service.

Nebraska Universal Service Surcharge—A surcharge set by the NPSC on in-state telecommunications charges. It is disbursed to local phone companies, wireless companies, and Nebraska hospitals to defray a portion of the cost of providing services in high-cost areas, to low-income customers, and to critical access hospitals which provide medical services over the statewide Nebraska Tele-Health Network. The charge has not exceeded the current level (6.95%) since it was established in 1999.

Federal Tax (Excise Tax) - A 3% tax which funds general federal government operations.

State Sales Tax—A tax assessed by and remitted to the state (currently 5.5%) on local and in-state long distance telecommunications charges. It funds general state government obligations.

City Sales Tax (if applicable) - A tax assessed by and remitted to the city to fund general municipal obligations. City sales taxes, if they exist, vary by city.

City Occupation or Franchise Tax (if applicable) - A tax assessed to telephone companies (passed on to customers) by the city for the right to do business in the community. Occupation or Franchise taxes, if they exist, vary by city.

Federal Universal Service—All telecommunications service providers must contribute to the Federal Universal Service Fund based on a percentage of their interstate end-user revenues. The fund supports the following four programs: Lifeline/Linkup, High-cost, Schools and Libraries and Rural Health Care. The rate is recalculated by the FCC quarterly, is usually passed on to consumers and varies by company.

PART V

Recommendations for the 2010 Legislative Session

The Commission, as of the date of this Annual Report, has no specific recommendations for the Legislature relating to telecommunications for the 2010 Session.

PART VI

The Changing Face of Communications

1. American Recovery and Reinvestment Act of 2009

On February 17, 2009, President Obama signed the American Recovery and Reinvestment Act of 2009 (ARRA) into law. The essential goal of the ARRA is to provide a “direct fiscal boost to help lift our Nation from the greatest economic crisis in our lifetimes and lay the foundation for future growth.” Accordingly, the ARRA identifies five overall purposes:

- a) Preserve and create jobs and promote economic recovery;
- b) Assist those most impacted by the recession;
- c) Provide investments needed to increase economic efficiency by spurring technological advances in science and health;
- d) Invest in transportation, environmental protection, and other infrastructure that will provide long-term economic benefits; and
- e) Stabilize state and local government budgets.

The ARRA is being administered by the Rural Utilities Service (RUS) and the National Telecommunications and Information Administration (NTIA). Consistent with the purposes described in the ARRA RUS and NTIA were appropriated \$7.2 billion to expand access to broadband services in the United States.

The ARRA designated \$2.5 billion for RUS to establish the Broadband Initiatives Program (BIP). Through this program RUS may extend loans, grants, and loan/grant combinations to facilitate broadband deployment in rural areas where at least 75 percent of a specific RUS-funded project is in a rural area that lacks sufficient access to high speed broadband service to facilitate rural economic development.

The ARRA also designated that \$4.7 billion for the NTIA to provide grants for broadband initiatives throughout the United States, including unserved and underserved areas. The NTIA program is titled Broadband Technology Opportunities Program (BTOP) and its goal is to spur job creation, stimulate long-term economic growth and opportunity, and narrow gaps in broadband deployment and adoption. Consistent with its appropriation, BTOP is divided into three categories of projects: (1) Broadband Infrastructure, (2) Public Computer Centers, and (3) Sustainable Broadband Adoption.

Applications for BTOP grants will undergo a three step process; (1) preliminary review by NTIA for compliance with the grant application process, documents, and forms, (2) a period of 20 days during which the Governor can review and rank the applications from their state, and (3) a final review and award decision by the NTIA.

The ARRA also appropriated \$350 million for the NTIA to establish a comprehensive nationwide inventory map of existing broadband service capability and availability in the United States that depicts the geographic extent to which broadband service capability is deployed and available from a commercial provider or public provider throughout each State. While the ARRA placed this mapping obligation on the NTIA and not the states the NTIA is seeking help from the states to complete the mapping project. The NTIA is providing the opportunity for each state to apply for a 20% match grant of up to \$3.8 million to fund that states' broadband mapping project. Each state that makes a broadband mapping application may also seek an additional \$500,000 for broadband planning. The Governor designated the Public Service Commission (NPSC) as the single entity to apply to the NTIA for funding in Nebraska under the State Broadband Data and Development Grant Program for the mapping and planning funds.

Upon notification by the Governor that the NPSC was the designated State entity, the Staff began simultaneously developing the NTIA grant application and a request for proposal (RFP) to solicit bids from qualified vendors to conduct the collection and mapping of data necessary to comply with the NTIA Notice of Funds Availability (NOFA). The RFP was released by the Nebraska Department of Administrative Services on August 13, 2009. The RFP time line is; bid opening– September 14, 2009, letter of intent to award a contract – September 25, 2009, and contract start – October 9, 2009.

At the same time a parallel activity was undertaken by the Nebraska Information Technology Commission, Nebraska Department of Economic Development, and the University of Nebraska to develop the appropriate information to also seek the broadband planning funding associated with a state broadband mapping application. The combined grant application was submitted to the NTIA on August 14, 2009. The targeted award date is no-later-than September 30, 2009.

Section 6001 (1) of the Recovery Act requires that the national broadband map be available to the public by February 17, 2011. In support of this date the NTIA requires that a substantially complete set of all broadband mapping data be submitted on or before February 1, 2010 and a final complete data set filed with them by March 1, 2010.

2. Voice over Internet Protocol

Another use of broadband technology is Voice over Internet Protocol (VoIP). This technology provides a voice communication service by transmitting the conversation between two parties as discrete digital packages of information over a dedicated data network instead of the traditional Public Switched Telephone Network (PSTN).

In just a few short years VoIP has moved from a novelty used by hobbyists to a mainstream commercial product. The major differences between a traditional telephone call and a VoIP call are the conversion of the customer's analog voice signal into a digital signal and the way in which the data is then transmitted to the called party. Equipment at the consumer's location is used to convert the analog voice signal to a stream of digital information. The digital information is divided into a series of individual "packets" that are sent over a dedicated transmission facility to the termination point. The method of

transmission used is called “internet protocol” giving rise to the name of the service; Voice Over Internet Protocol. At the receiving end the packets of digital information are converted back into an analog signal for use on the called party’s telephone.

Another way of visualizing this process is to consider that the conversation is occurring as a written exchange between two people through a series of individual letters, each letter having just a few words of the conversation. Depending upon which digital data packets are missing, out of order, or corrupted, the voice conversation may either have gaps or be hard to understand. Due to Quality of Service (QoS) issues most commercial VoIP services do not use the traditional Internet networks to transmit the voice packets; instead dedicated data networks are used to ensure the required transmission qualities.

Typically a voice conversation between two VoIP customers from the same service provider will occur over the providers dedicated network and never reaches the PSTN much like a call between two telephones in an office that is served by a PBX (Private Branch eXchange). A voice conversation between a VoIP customer and a customer of a traditional telephone service provider is different in that the call must travel on the PSTN at some point. In the traditional telephone service environment when telephone calls are passed from the customers of one company to the customers of another company, there are charges associated with the communication called “access” and “transmission”. Because of the network design employed by VoIP providers the amount of “transmission” charges are minimized when the call is between two of their customers, even if the parties are located in different cities, the “access” charges do not apply.

Because broadband is traditionally used to access the Internet, and Internet-related services, broadband service has been defined by the Federal Communications Commission as “information services” and therefore is not under the regulatory authority of states. As more and more of the Internet-related services offered to the citizens of Nebraska require broadband connectivity, broadband availability will become a larger issue. The NPSC has undertaken a survey to document the availability of broadband to the citizens of Nebraska. The report is available at the PCS’s website: psc.nebraska.gov

PART VII

Applications and Tariffs

The Commission received a total of 122 applications during the period of July 1, 2008, to June 30, 2009. Much of the activity involved competition in local markets where additional carriers applied for local authority and sought approval of necessary interconnection agreements. Following is a summary of the applications received during this period:

Type of Application	Number of Applications Filed	Type of Application	Number of Applications Filed
Local Certification	10	ETC	2
Reseller Certification	16	Withdrawal	12
Amend Certification	17	Transfer of Control	4
Boundary/Customer	3	Name Change	8
Depreciation	3	Trade Name	4
Loan	6	EAS	0
Commission-Initiated	10	Rate Increase	5
Interconnection	19	Other	2
211	1		

There were 420 tariff changes filed with the Commission during this period. Individual applications and tariff filings can be obtained upon request.

PART VIII

Nebraska Telecommunication Infrastructure & Public Safety Department

1. Nebraska Universal Service Fund

Purpose

To ensure that all Nebraskans have access to quality telecommunications and information services at affordable and comparable rates. To accomplish this goal, the Commission has created four programs within the Nebraska Universal Service Fund.

1. High Cost Program, which seeks to make telecommunications and information rates generally affordable and comparable across Nebraska.
2. Nebraska Telephone Assistance Program (NTAP), which was formerly known as the Lifeline/Link-Up Program. This program provides discounted rates to qualifying low-income Nebraskans.
3. Rural Tele-Health Program, which supports the provision of telecommunications services to a statewide Tele-Health network.
4. Dedicated Wireless Fund Program, which supports the provision of wireless telecommunications infrastructure in rural unserved and underserved areas of the State.

Legislative History

In 1997, the Legislature passed LB 686, authorizing the Commission to create the Nebraska Universal Service Fund (NUSF). The goal of the NUSF is, in conjunction with federal universal service funds, to ensure that all Nebraskans have comparable access to telecommunications services at affordable prices. In 1999, the Legislature passed LB 514, exempting persons receiving support from the Lifeline/Link-Up program from any NUSF surcharge. In 2001 and 2002, the Legislature passed LB 389 and LB 1211, respectively, clarifying the Commission's NUSF authority regarding wireless companies. Also, in 2002, the Legislature passed LB 1105, which re-codified the applicable NUSF statutes from §§ 86-1401 to 86-1411 to §§ 86-316 to 86-329. LB 37, passed in 2002, during the special session, allows the State to borrow monies from the Universal Service Fund with the following caveats: a 60-day reserve must be maintained in the Fund, and interest of five percent must be paid on any monies borrowed for more than 30 days. The borrowing provisions sunset on June 30, 2007. In 2004, LB 1004 changed the name of the Lifeline/Link-Up Program to the Nebraska Telephone Assistance Program.

In 2007, LB 661 provided that consistent with the federal Telecommunications Act of 1996 (1996 Act) all providers of telecommunications may be assessed the NUSF surcharge

which is currently applicable to a percentage of intrastate telecommunications. The Federal Communications Commission (FCC) had found that there is a distinction between providers of telecommunications and those who offer telecommunications services. Accordingly, the Nebraska Telecommunications Universal Service Fund Act was modified to clarify the intent that the Commission has the flexibility to assess the same providers consistent with the 1996 Act.

In addition, LB 661 extended the date by which the Commission is required to hold and complete a hearing after an access rate investigation or complaint is opened. Prior to LB 661 the Commission had sixty (60) days to complete a hearing in an access rate proceeding leaving little time for a protest period, a prehearing conference, discovery, and the filing of testimony. LB 661 changed this time period from sixty (60) to ninety (90) days.

Assessment

The Commission, by order and after public hearing, maintained the NUSF surcharge at 6.95 percent of in-state retail telecommunications revenue through June 30, 2009. Interstate and Internet services are not subject to the NUSF surcharge. The Commission determines assessable services through the use of Federal Communications Commission (FCC) federal universal service definitions in order to reduce the amount of duplicate administrative work for telecommunications providers. Specific categories of services subject to the NUSF surcharge are:

- Local service, including connection charges, enhanced service, such as Caller ID, and extended area services (EAS).
- Wireless services, including cellular, PCS, and paging.
- In-state long distance services, including prepaid calling card, operator-assisted, collect, calling card and private line.
- Fixed Interconnected Voice over the Internet Protocol (VoIP) service.

NUSF Remittances and Payments

The Commission projected the NUSF surcharge would generate \$53.6 million during the July 2008 through June 2009 fiscal year. During this period, the NUSF collected \$55.6 million, a variance of 3.7 percent. The Commission projected during this same period the NUSF would pay out \$54.3 million. During this period, \$49.1 million was actually paid to telecommunication providers, a variance of -9.6 percent. During the 2008-2009 fiscal year, the NUSF processed 2,631 remittances and made 1,907 disbursements.

As of the beginning of the fiscal year July 2008, the NUSF balance was \$7.6 million. As of June 30, 2009, the balance had increased to \$14.2 million. Previously, the NUSF was estimated to have a fund balance of \$6.4 million as of June 30, 2009, compared to an actual balance of \$14.2 million. The current balance includes \$5.0 million which is earmarked for dedicated wireless program support. This support will be paid as carriers complete projects for which they were awarded funding and submit the proper documentation.

Significant Issues

1. The Commission continues to work with the Nebraska Hospital Association to develop a statewide Tele-Health network. The Commission has reserved \$900,000 a year for this purpose. These monies will be distributed only to eligible telecommunication companies that provide the connections for this network.
2. On July 16, 2009, the Commission and the Kansas Corporation Commission jointly filed a Petition with the Federal Communications Commission seeking a Declaratory Ruling to clarify that states are not preempted from requiring interconnected VoIP service providers to contribute to state universal service funds. In 2006, the Federal Communications Commission (FCC) issued an order which required Interconnected VoIP service providers to contribute to the federal universal service fund. In April of 2007, the Commission found that consistent universal service remittance standards should be applied to all voice communications providers utilizing the public switched telephone network and entered an order requiring interconnected VoIP providers as defined by the FCC to contribute to the Nebraska universal service fund (NUSF) based upon the intrastate portion of revenues. Vonage Holdings Corp. Inc. (Vonage) challenged the Commission's contribution requirement in the United States District Court for the District of Nebraska and on March 3, 2008, the federal court enjoined the Commission from requiring Vonage to remit to the NUSF. The Eighth Circuit Court of Appeals upheld the District Court's decision. These decisions were based on an interpretation of an FCC Order. The Commission is seeking clarification that the FCC Order did not preempt states from requiring interconnected VoIP providers to contribute to state universal service funds.
3. The Commission continues to implement its December 7, 2004, NUSF-2 order revising the NTAP eligibility standards and program requirements. This has resulted in the need to re-certify more than 20,000 individuals on a regular basis. The Commission continues to increase enrollment in the program.
4. The Commission previously determined that it should establish a dedicated wireless program to promote access to wireless service in rural areas. On February 10, 2009, the Commission granted petitions for support filed by N.E. Colorado Cellular, Inc. d/b/a Viaero Wireless and Long Lines Wireless LLC. The Commission granted dedicated wireless support to Viaero to construct towers in rural areas in the amount of Two Million Twenty-Three Thousand and Sixty Three Dollars (\$2,023,063). The Commission granted support to Long Lines in the amount of Four Hundred and Fifty Thousand Dollars (\$450,000). In May of this year, Viaero filed an application for additional dedicated wireless program support in the amount of \$5.1 million.

Nebraska Tele-Health Program

In September of 2004, the Commission approved funding for the Nebraska Statewide Tele-Health Network. This network connects 68 rural and critical access hospitals across the state to hub hospitals in Grand Island, Kearney, Lincoln, Norfolk, North Platte, Omaha, and

Scottsbluff. This network connects the rural and critical access hospitals to specialists in areas such as trauma, radiology and endocrinology, providing expanded healthcare services to rural communities. Telehealth has become a vital part of healthcare in Nebraska, saving patients in rural areas the time, cost and inconvenience of traveling long distances for their specialized healthcare needs.

From July 2008 to June 2009, the Commission provided funding of \$860,675.92 for the Tele-Health Network. Since its inception in 2004, the Commission has funded 75 hospitals and expended \$3,000,932.52 for this program.

Nebraska Telephone Assistance Program

In 2003, the Commission changed the name of the Nebraska Lifeline and Link-Up programs to the Nebraska Telephone Assistance Program or NTAP. This was done to distinguish the program from the Lifeline medical alert service. NTAP assists qualifying low-income individuals with obtaining and keeping telephone services by lowering monthly service and connection rates. The Commission has adopted a policy to maximize the amount of federal support for the NTAP. At a minimum, federal support is available to waive the federal subscriber line charge (SLC), which ranges between \$3.50 per month and \$6.50 per month, and reduce basic local exchange rates by \$1.75 per month. Additional federal matching support is available, equal to one-half of any state support, up to a maximum of \$1.75 per month. The Nebraska Universal Service Fund provides support of \$3.50 per month so that the NTAP can receive this additional \$1.75 per month in federal support. As a result, an additional \$5.25 per month in support is available to qualifying Nebraska telephone subscribers. Customers receive a total credit of between \$10.00 and \$13.50 on their bill. To qualify for the NTAP, a consumer must participate in one of the following programs:

- 1) Medicaid;
- 2) Food Stamps;
- 3) Supplemental Security Income (SSI);
- 4) Federal Public Housing Assistance;
- 5) Low-Income Home Energy Assistance Program (LIHEAP); and
- 6) Children's Health Insurance Programs (Kids Connection, SAM, MAC, E-MAC)

The NTAP also provides a credit of 50 percent, up to \$30.00, for one-time connection on a single line of service, free toll blocking, and a deferred payment schedule for charges to establish service on which the consumer does not pay interest. This is provided solely through federal support, although the NUSF does cover administrative costs; and eligibility is based on the same criteria list above. Federal support is now available to low-income consumers living on tribal lands up to an additional \$25.00 per month. This increased support cannot bring the basic local exchange rate below \$1.00 per month. Additionally, federal support of up to \$100 is available to consumers living on tribal lands to reduce the initial connections and line extension charges. Further, eligibility criteria for consumers living in tribal areas have been expanded to include the following additional federal assistance programs:

- 1) Bureau of Indian Affairs General Assistance;
- 2) Tribally-administered Temporary Assistance for Needy Families;
- 3) Head Start (only those meeting its income qualifying standard); or
- 4) National School Lunch Program's free lunch program.

Currently, approximately 24,527 Nebraskans are enrolled in the NTAP program and receive support from the NUSF. This represents a decrease of 22% since June 2008. This 22% decrease is a result of the re-certification process as well as a decrease in the number of applications received. The Commission is currently involved in a cooperative work effort with Health and Human Services to mail pre-approved NTAP applications to persons that are currently enrolled in the Medicaid, Food Stamps and Children's Health Insurance programs, but not enrolled in the NTAP. Since September 2003, 180,344 pre-approved applications have been mailed to eligible persons. More than 28,354 of those applications have been returned and processed.

The Commission continues to work with the Nebraska Department of Health and Human Services (HHS) offices, area aging agencies, housing authorities and others across the state to provide information about the NTAP.

The Commission has also implemented a verification and re-certification process to ensure that participant information is up to date and that participants still qualify for the underlying programs. The Commission works with HHS and other sources to obtain information about whether an NTAP enrollee continues to qualify for the underlying programs. If it's determined the customer should no longer be receiving NTAP assistance, the customer is notified, given an opportunity to re-qualify, or if nothing is received, the individual is removed from the Commission's database. The re-certification process began in March 2007, with 1,000 participants per month being selected for re-certification. To date, 18,022 participants have been re-certified.

In 2007, the Commission approved adding basic cell phone service to the eligible services to receive NTAP assistance. Those basic cell phone plans are offered through Alltel Wireless, US Cellular and Viaero.

Nebraska Telephone Assistance Program Implementation

The following is a statistical summary of applications processed for each fiscal year ending June 30 since program inception (January 1, 1998):

	Fiscal Year Total		Cumulative to Date	
	Total Applications Processed	One-Time Connection Applications	Total Applications Processed	One-Time Connection Applications
FY 97-98	11,355	435	11,355	435
FY 98-99	4,294	798	15,649	1,233
FY 99-00	4,607	829	20,256	2,062
FY 00-01	3,851	1,716	24,107	3,778

	Fiscal Year Total		Cumulative to Date	
	Total Applications Processed	One-Time Connection Applications	Total Applications Processed	One-Time Connection Applications
FY 01-02	3,726	1,594	27,833	5,372
FY 02-03	4,117	1,989	31,950	7,361
FY 03-04	7,298	2,226	39,248	9,587
FY 04-05	8,102	4,357	47,350	13,944
FY 05-06	7,460	629	54,810	14,573
FY 06-07	6,128	2,329	60,575	16,902
FY 07-08	6,632	1,712	65,215	18,614
FY 08-09	5,713	1,776	70, 928	21,989

Wireless E911 Fund

2. What is Wireless 9-1-1?

In most areas of North America, citizens have basic or enhanced 9-1-1 service from their landline, or wireline, phones in their homes or workplaces. Basic 9-1-1 means that if someone dials 9-1-1, no location or identifying information is automatically transmitted. This information must be communicated by the calling party to the call taker/dispatcher in the local Public Safety Answering Point (PSAP) or 9-1-1 center. In areas with Enhanced 9-1-1, the telecommunications network transmits location or identifying information automatically and the local 9-1-1 center has equipment and database information that allow the call taker to see the caller's phone number and address on a display. This allows the 9-1-1 center to quickly dispatch emergency help, even if the caller is unable to communicate where they are or the nature of the emergency.

Three Phases of Wireless 9-1-1

There are three phases of Wireless 9-1-1. The most basic of these, sometimes called “Wireless Phase 0,” means that when you dial 9-1-1 from your cell phone a call taker at a Public Safety Answering Point (PSAP) answers. The call taker may be at the state highway patrol or at a city or county PSAP up to hundreds of miles away, or at a local PSAP, depending on how the wireless 9-1-1 call is routed. The call taker doesn't receive the call-back phone number or the location of the caller. This presents life threatening problems due to lost response time if callers are unable to speak, don't know where they are, or if they don't know their wireless phone callback number and the call is dropped.

Wireless Phase I is the first step in providing better emergency response service to wireless 9-1-1 callers. When Phase I has been implemented, a wireless 9-1-1 call will come into the PSAP with the wireless phone's call-back number and the location of the wireless tower that received the call. This allows the PSAP to determine the general location of the calling party, usually within a few square miles. This is important in the event the cell phone

call is dropped. This may even allow PSAP employees to work with the wireless company to identify the wireless subscriber.

To more effectively locate wireless 9-1-1 callers, Phase II must be implemented by local 9-1-1 systems and wireless carriers. Phase II allows call-takers to receive both the caller's wireless phone number and their specific location by latitude and longitude.

9-1-1 Technologies

Wireless carriers have two types of location technologies available from which to choose. They are network-based and handset-based. Of the carriers offering service in Nebraska, Alltel, Cricket, Sprint Nextel, US Cellular and Verizon utilize a handset-based solution. AT&T/Cingular, i-Wireless, T-Mobile and Viaero utilize a network-based solution.

When a wireless phone is turned on, whether or not it is being used, it periodically transmits signals so the wireless network knows where to deliver calls. With the network-based solution, special radio intercept equipment is installed on the cellular towers. When a call is placed, the towers can compare signals from any active cell phone and pinpoint the call using triangulation (the difference in time between the arrival of the signal at different receiving stations or by the signal's angle of arrival at each tower.) It takes at least three towers to get a good location. This solution is called network-based because the signal measurements and location calculations are performed in the cellular network.

The handset-based solution utilizes a cell phone equipped with Global Positioning System (GPS) equipment that can measure the time of arrival of signals transmitted from GPS satellites in order to calculate its position.

Carriers that use network-based technologies are required to provide location information that is accurate to within 100 meters 67% of the time and accurate within 300 meters 95% of the time. Carriers that use handset-based technologies must provide greater location accuracy: 50 meter accuracy 67% of the time and 150 meter accuracy 95% of the time.

Once a carrier using a handset-based technology receives a Phase II request, they have six months to install the necessary equipment and begin delivering the service to the requesting PSAP. Carriers using network-based solutions must provide Phase II for at least 50 percent of the PSAP's coverage area or population within six months after the request and for 100 percent of the PSAP's coverage area within 18 months.

Wireless E911 Fund Remittances and Payments

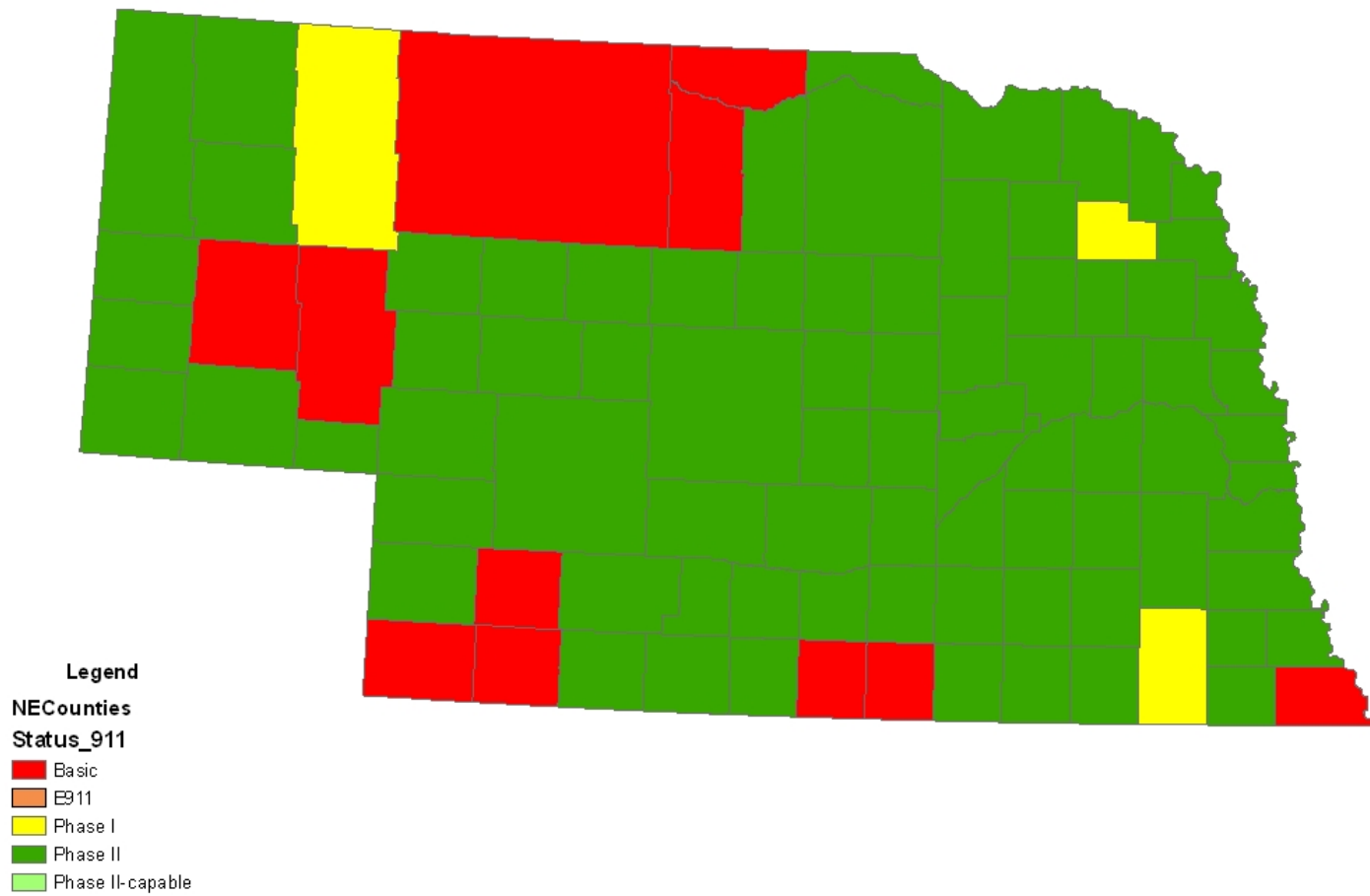
Effective July 1, 2001, a 50-cent surcharge has been collected for each subscriber with a billing address in Nebraska. Wireless carriers remit the surcharge to the Public Service Commission 60 days after the last day of the month. From July 2008 through June 2009 the fund collected \$7,537,942.53 and distributions were made in the amount of \$6,043,913.75. As of July 1, 2009, the balance of the Wireless 911 Fund was \$15,176,595.00.

Status of 911 in Nebraska

There have been 79 counties which have implemented Phase II with at least one wireless carrier. There are three counties that have implemented Phase I and will be proceeding to Phase II in the near future. Finally, there are 11 counties with basic 911. All of the 11 basic counties are actively taking steps to reach landline enhanced 911 and will proceed to Phase II soon after they have reached enhanced landline E911. Nine of those counties will have achieved enhanced landline 911 by the end of this calendar year.

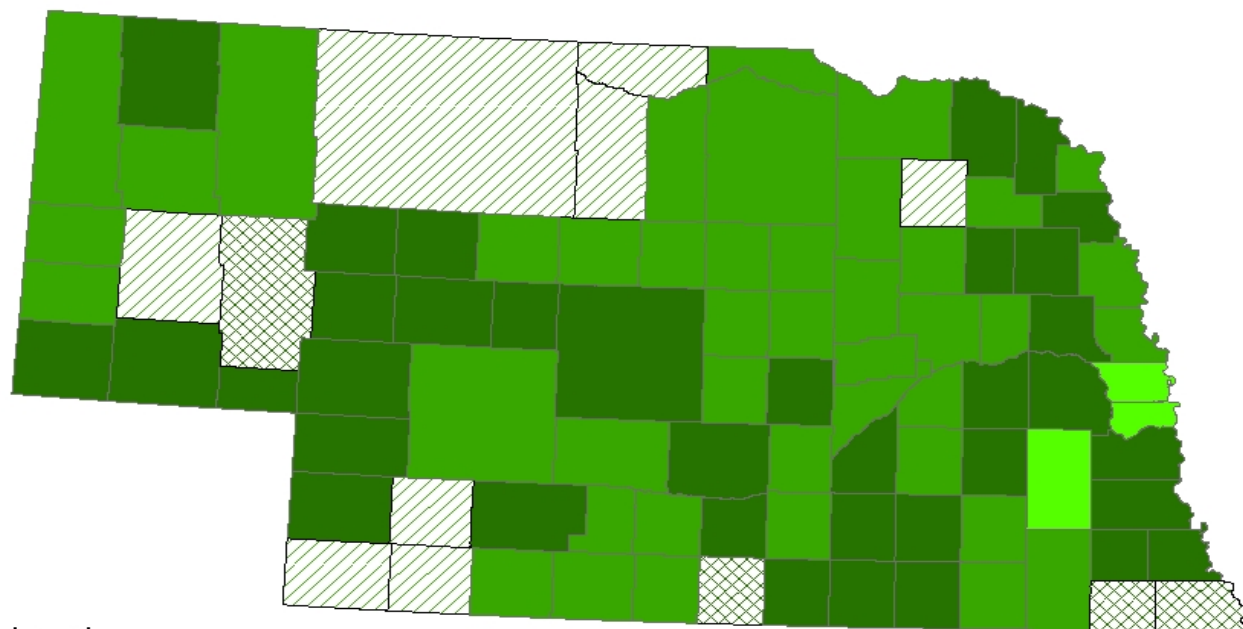
A. Status of 911

Nebraska Wireless 911 Status August 25, 2009



B. Status GIS Data

Nebraska Wireless 911 GIS Status August 21, 2009



Legend

NECounties

GISStatus

- GIS Workshop - Completed
- ▨ GIS Workshop - Incompleted
- GeoComm - Completed
- ▨ GeoComm - Incomplete
- Self - Complete

Legislative Changes

No significant legislative changes were made during the 2009 legislative session to either the Enhanced Wireless 911 Services Act or the Emergency Telephone Communications Systems Act.

Summary of Significant Dockets Relating to Enhanced Wireless 911

The following is a description of significant pending dockets related to enhanced wireless 911.

Docket 911-017/PI-116: The Commission has adopted interim policies pending the completion of a full cost model to be used to distribute funds from the Enhanced Wireless 911 Fund. This docket continues to be revised pending completion of the full cost model.

Docket 911-018/PI-117: The Commission adopted audit policies related to the Fund and will continue to update and revise the policies as necessary.

Docket 911-019/PI-118: The Commission released a funding mechanism pursuant to LB 1222 [2006] for comment on July 7, 2009. A workshop is scheduled for August 12, 2009, and a hearing is scheduled for October 7, 2009.

Docket 911-024: This docket was opened to develop and manage GIS data for the statewide 911 system. The statewide GIS repository is now available to all PSAPs to update and access GIS data for the purposes of providing Phase II 911 service. Requests for access to the Repository have also been made by entities other than PSAPs. The Commission is working with a GIS Steering Committee in order to ensure that state-wide street centerline data is available to all agencies and the public.

Docket 911-027: The Commission is currently exploring whether the wireless fund should provide cost recovery for the local administrative costs associated with the provision of enhanced wireless 911 service.

Docket 911-031: The Commission opened this docket to establish surcharges assessed on users of prepaid wireless service and methods for collection and remittance of those surcharges from carriers offering prepaid wireless services. Recently, the Commission eliminated one of the three approved methods. Wireless carriers offering prepaid services may now adopt one of the following two methods or submit an alternative for Commission approval:

- Wireless carriers can divide the total earned prepaid wireless telephone revenue received by a wireless carrier within the monthly reporting period by fifty dollars and multiply the quotient by the surcharge amount;

- Wireless carriers can collect the surcharge monthly from a customer's active prepaid account (if a customer has two or more active accounts, a carrier should collect separate surcharges from each account);

Docket 911-031.01: In response to Docket 911-031, TracFone filed a request to use an alternative method for collection and remittance of E911 surcharges. The Commission rejected TracFone's alternative method in an order dated April 1, 2008, and rejected another alternate method in an order dated April 22, 2008. The Commission's decision was affirmed by the Lancaster County District Court. TracFone is now appealing to the Nebraska Supreme Court.

Docket 911-032: The Commission is investigating possible reimbursement of costs related to the consolidation of PSAPs from the Enhanced 911 Fund.

Docket 911-035/PI-133: The Commission opened this docket to explore possible cost recovery by wireless carriers directly from PSAPs for the implementation of Enhanced 911 service.

Docket 911-036: This docket was opened to establish procedures for the designation of PSAPs to receive and dispatch wireless 911 service calls from counties who fail to implement landline E911 service prior to 2010. The Commission adopted a policy on May 19, 2009.

Docket No. 911-038/PI-142: The Commission opened the docket on November 18, 2008, on its own motion in order to investigate the reimbursement of wireless carrier Phase II costs from the Enhanced Wireless 911 Fund (Fund) through the permanent funding mechanism after the Commission denied a funding request submitted by Viaero Wireless.

Docket No. No. 911-039/PI-145: The Commission opened this docket on December 16, 2008, to investigate issues associated with Viper 911 equipment. This docket remains open at this time due to continuing issues.

Docket No. 911-040/PI-152: The Commission opened this docket in order to coordinate federal grants through the Ensuring Needed Help Arrives Near Callers Employing 911 Act of 2004 (ENHANCE 911 Act). A grant application was filed for costs related to equipment and software for Pierce County, Morrill County, Garden County, and Region 24; as well as the completion of intertandem trunking.

C. Wireline 911 Information

The table beginning on the next page is Wireline E911 surcharge information reported to the Commission by incumbent and competitive local exchange carriers:

Name of Exchange	Incumbent or Competitive Local Exchange Carrier	Level of 911 Service			Monthly Surcharge Amount Approved by Jurisdiction	County in Which PSAP Resides	Total Annual Remittances	Annual Revenue Remitted to County
		Basic 911	ANI/ ALI	E911				

Glenvil	Windstream			X	\$0.75	Adams	\$117.75	\$105,960.75
Glenvil	Windstream/NT&T			X	\$0.75	Adams	\$77.25	
Hansen	Windstream			X	\$0.75	Adams	\$1,952.25	
Hansen	Windstream/NT&T			X	\$0.75	Adams	\$84.75	
Hastings	Level 3 Communications, LLC			X	\$0.75	Adams	\$58.50	
Hastings	NT&T			X	\$0.75	Adams	\$699.75	
Hastings	Windstream			X	\$0.75	Adams	\$91,008.75	
Hastings	Windstream/Guaranteed Phone Service			X	\$0.75	Adams	\$42.00	
Hastings	Windstream/NT&T			X	\$0.75	Adams	\$4,368.75	
Juniata	NT&T			X	\$0.75	Adams	\$57.75	
Juniata	Windstream			X	\$0.75	Adams	\$3,539.25	
Juniata	Windstream/Guaranteed Phone Service			X	\$0.75	Adams	\$3.75	
Juniata	Windstream/NT&T			X	\$0.75	Adams	\$344.25	
Kenesaw	NT&T			X	\$0.75	Adams	\$58.50	
Kenesaw	Windstream			X	\$0.75	Adams	\$3,197.25	
Kenesaw	Windstream/NT&T			X	\$0.75	Adams	\$350.25	
Albion	Citizens Telecommunications Company of Nebraska*			X	\$1.00	Antelope	\$12.00	\$35,834.39
Battle Creek	Citizens Telecommunications Company of Nebraska*			X	\$1.00	Antelope	\$2.00	
Clearwater	Northeast Nebraska Telephone Company			X	\$1.00	Antelope	\$5,306.39	
Columbus	Citizens Telecommunications Company of Nebraska*			X	\$1.00	Antelope	\$12.00	
Elgin	Great Plains Communications			X	\$1.00	Antelope	\$8,326.00	
Franklin	Citizens Telecommunications Company of Nebraska*			X	\$1.00	Antelope	\$3.00	
Leigh	Citizens Telecommunications Company of Nebraska*			X	\$1.00	Antelope	\$362.00	
Madison	Citizens Telecommunications Company of Nebraska*			X	\$1.00	Antelope	\$1.00	
Neligh	NT&T			X	\$0.50	Antelope	\$65.00	
Oakdale	Great Plains Communications			X	\$1.00	Antelope	\$2,104.00	
Brunswick	Citizens Telecommunications Company of Nebraska*			X	\$1.00	Antelope	\$2,036.00	

Name of Exchange	Incumbent or Competitive Local Exchange Carrier	Level of 911 Service			Monthly Surcharge Amount Approved by Jurisdiction	County in Which PSAP Resides	Total Annual Remittances	Annual Revenue Remitted to County
		Basic 911	ANI/ ALI	E911				

Neligh	Citizens Telecommunications Company of Nebraska*			X	\$1.00	Antelope	\$12,400.00	
Orchard	Citizens Telecommunications Company of Nebraska*			X	\$1.00	Antelope	\$4,223.00	
Tilden	Citizens Telecommunications Company of Nebraska*			X	\$1.00	Antelope	\$982.00	
Arthur County	See Keith							
Blaine county	See Region 26							
Albion	Citizens Telecommunications Company of Nebraska*			X	\$1.00	Boone	\$15,815.00	
Albion	NT&T			X	\$0.50	Boone	\$251.00	
Alma	Citizens Telecommunications Company of Nebraska*			X	\$1.00	Boone	\$24.00	
Cedar Rapids	Great Plains Communications			X	\$1.00	Boone	\$3,953.00	
Columbus	Citizens Telecommunications Company of Nebraska*			X	\$1.00	Boone	\$12.00	
Kearney	Citizens Telecommunications Company of Nebraska*			X	\$1.00	Boone	\$12.00	
Newman Grove	Citizens Telecommunications Company of Nebraska*			X	\$1.00	Boone	\$163.00	
Petersburg	Great Plains Communications			X	\$1.00	Boone	\$4,697.00	
Primrose	Great Plains Communications			X	\$1.00	Boone	\$1,155.00	
Saint Edward	Great Plains Communications			X	\$1.00	Boone	\$6,826.00	
Tilden	Citizens Telecommunications Company of Nebraska*			X	\$1.00	Boone	\$12.00	
Alliance	Allo Communications			X	\$0.50	Box Butte	\$1,374.34	
Alliance	AT&T-C of the Midwest, Inc.			X	\$0.50	Box Butte	\$80.00	
Alliance	AT&T-C of the Midwest, Inc.			X	\$0.50	Box Butte	\$80.00	
Alliance	Comtel Telcom Assets LP			X	\$0.50	Box Butte	\$72.00	
Alliance	Ernest Communications, Inc.			X	Not Reported	Not Reported	\$0.00	
Alliance	Ionex Communications North Inc.			X	\$0.50	Box Butte	\$6.00	
Alliance	McLeodUSA			X	\$0.50	Box Butte	\$12.00	
Alliance	Mobius Communications Company			X	\$0.50	Box Butte	\$3,192.35	
Alliance	NT&T			X	\$0.50	Box Butte	\$3,785.50	
Alliance	Orbitcom			X	\$0.50	Box Butte	\$283.00	

Name of Exchange	Incumbent or Competitive Local Exchange Carrier	Level of 911 Service			Monthly Surcharge Amount Approved by Jurisdiction	County in Which PSAP Resides	Total Annual Remittances	Annual Revenue Remitted to County
		Basic 911	ANI/ALI	E911				

Alliance	Qwest			X	\$0.50	Box Butte	\$16,840.24	
Chadron	First Communications, LLC			X	\$0.50	Box Butte	\$41.00	
Hemingford	Hemingford Coop			X	\$0.50	Box Butte	\$4,912.20	
Boyd County	See Holt/Boyd							
Ainsworth	Orbitcom	X			\$0.00	Brown	\$0.00	\$0.00
Ainsworth	Three River Communications LLC	X			\$0.00	Brown	\$0.00	
Albion	Citizens Telecommunications Company of Nebraska*			X	\$0.65	Buffalo	\$11.70	\$132,787.46
Alma	Citizens Telecommunications Company of Nebraska*			X	\$0.65	Buffalo	\$9.10	
Amherst	Citizens Telecommunications Company of Nebraska*			X	\$0.65	Buffalo	\$1,931.80	
Bertrand	Citizens Telecommunications Company of Nebraska*			X	\$0.65	Buffalo	\$15.60	
Columbus	Citizens Telecommunications Company of Nebraska*			X	\$0.65	Buffalo	\$912.60	
Elm Creek	Allo Communications			X	\$0.65	Buffalo	\$60.67	
Elm Creek	AT&T-C of the Midwest, Inc.			X	\$0.65	Buffalo	\$40.00	
Elm Creek	AT&T-C of the Midwest, Inc.			X	\$0.65	Buffalo	\$40.00	
Elm Creek	Qwest			X	\$0.65	Buffalo	\$2,781.13	
Franklin	Citizens Telecommunications Company of Nebraska*			X	\$0.65	Buffalo	\$87.75	
Gibbon	Nebraska Central Telephone Co.			X	\$0.65	Buffalo	\$8,122.76	
Gibbon	NT&T			X	\$0.65	Buffalo	\$7.80	
Hildreth	Citizens Telecommunications Company of Nebraska*			X	\$0.65	Buffalo	\$11.05	
Kearney	AT&T-C of the Midwest, Inc.			X	\$0.65	Buffalo	\$11.65	
Kearney	AT&T-C of the Midwest, Inc.			X	\$0.65	Buffalo	\$11.65	
Kearney	BullsEye			X	\$0.65	Buffalo	\$5.20	
Kearney	Citizens Telecommunications Company of Nebraska*			X	\$0.65	Buffalo	\$85,659.60	
Kearney	Ernest Communications, Inc.			X	Not Reported	Not Reported	\$0.00	
Kearney	NT&T			X	\$0.65	Buffalo	\$2,125.50	
Kearney	Windstream of the Midwest			X	\$0.65	Buffalo	\$11,714.95	

Name of Exchange	Incumbent or Competitive Local Exchange Carrier	Level of 911 Service			Monthly Surcharge Amount Approved by Jurisdiction	County in Which PSAP Resides	Total Annual Remittances	Annual Revenue Remitted to County
		Basic 911	ANI/ALI	E911				

Miller	Citizens Telecommunications Company of Nebraska*			X	\$0.65	Buffalo	\$807.30	
Miller	NT&T			X	\$0.65	Buffalo	\$25.35	
Naponee	Citizens Telecommunications Company of Nebraska*			X	\$0.65	Buffalo	\$7.80	
Neligh	Citizens Telecommunications Company of Nebraska*			X	\$0.65	Buffalo	\$7.80	
Odessa	NT&T			X	\$0.65	Buffalo	\$64.35	
Palmer	Citizens Telecommunications Company of Nebraska*			X	\$0.65	Buffalo	\$7.80	
Pleasanton	Citizens Telecommunications Company of Nebraska*			X	\$0.65	Buffalo	\$2,464.15	
Pleasanton	NT&T			X	\$0.65	Buffalo	\$42.90	
Ravenna	Nebraska Central Telephone Co.			X	\$0.65	Buffalo	\$7,182.54	
Riverdale	Citizens Telecommunications Company of Nebraska*			X	\$0.65	Buffalo	\$2,212.60	
Riverdale	NT&T			X	\$0.65	Buffalo	\$7.15	
Shelton	Nebraska Central Telephone Co.			X	\$0.65	Buffalo	\$4,346.46	
Shelton	NT&T			X	\$0.65	Buffalo	\$21.45	
Sodtown	Sodtown Telephone Company			X	\$0.65	Buffalo	\$625.30	
Sumner	Citizens Telecommunications Company of Nebraska*			X	\$0.65	Buffalo	\$9.10	
Amherst	NT&T			X	\$0.65	Buffalo	\$39.00	
Elm Creek	McLeodUSA			X	\$0.65	Buffalo	\$7.80	
Elm Creek	NT&T			X	\$0.65	Buffalo	\$1,246.70	
Kearney	First Communications, LLC			X	\$0.65	Buffalo	\$8.45	
Kearney	Level 3 Communications, LLC			X	\$0.65	Buffalo	\$79.30	
Kearney	Matrix Telecom, d/b/a Trinsic Communications			X	\$0.65	Buffalo	\$13.65	
Lyons	Qwest			X	\$1.00	Burt	\$5,626.49	\$41,741.83
Oakland	AT&T-C of the Midwest, Inc.			X	\$1.00	Burt	\$48.00	
Oakland	Comtel Telcom Assets LP			X	\$1.00	Burt	\$36.00	
Oakland	Qwest			X	\$1.00	Burt	\$7,064.06	
Tekamah	AT&T-C of the Midwest, Inc.			X	\$1.00	Burt	\$24.00	
Tekamah	Qwest			X	\$1.00	Burt	\$5,350.40	

Name of Exchange	Incumbent or Competitive Local Exchange Carrier	Level of 911 Service			Monthly Surcharge Amount Approved by Jurisdiction	County in Which PSAP Resides	Total Annual Remittances	Annual Revenue Remitted to County
		Basic 911	ANI/ ALI	E911				

Craig	Northeast Nebraska Telephone Company			X	\$1.00	Burt	\$3,136.52	
Craig	NT&T			X	\$1.00	Burt	\$24.00	
Decatur	Northeast Nebraska Telephone Company			X	\$1.00	Burt	\$4,317.61	
Decatur	NT&T			X	\$1.00	Burt	\$104.75	
Herman	NT&T			X	\$1.00	Burt	\$24.00	
Lyons	HunTel CableVision dba HunTel Communications			X	\$1.00	Burt	\$1,693.00	
Lyons	NT&T			X	\$1.00	Burt	\$1,100.00	
Oakland	AT&T-C of the Midwest, Inc.			X	\$1.00	Burt	\$48.00	
Oakland	HunTel CableVision dba HunTel Communications			X	\$1.00	Burt	\$2,539.00	
Oakland	McLeodUSA			X	\$1.00	Burt	\$3.00	
Oakland	NT&T			X	\$1.00	Burt	\$1,619.00	
Tekamah	AT&T-C of the Midwest, Inc.			X	\$1.00	Burt	\$24.00	
Tekamah	First Communications, LLC			X	\$1.00	Burt	\$12.00	
Tekamah	HunTel CableVision dba HunTel Communications			X	\$1.00	Burt	\$7,988.00	
Tekamah	NT&T			X	\$1.00	Burt	\$960.00	
Bellwood	NT&T			X	\$1.00	Butler	\$24.00	\$37,845.33
Bellwood	Windstream			X	\$1.00	Butler	\$3,399.00	
Bellwood	Windstream/NT&T			X	\$1.00	Butler	\$233.00	
Brainard	NT&T			X	\$1.00	Butler	\$68.00	
Brainard	Windstream			X	\$1.00	Butler	\$3,896.00	
Brainard	Windstream/NT&T			X	\$1.00	Butler	\$266.00	
Bruno	NT&T			X	\$1.00	Butler	\$57.00	
Bruno	Windstream			X	\$1.00	Butler	\$1,741.00	
Bruno	Windstream/NT&T			X	\$1.00	Butler	\$248.00	
David City	NT&T			X	\$1.00	Butler	\$265.00	
David City	Time Warner Cable Information Services (Nebraska) LLC			X	\$1.00	Butler	\$789.00	
David City	Windstream			X	\$1.00	Butler	\$14,828.00	
David City	Windstream/NT&T			X	\$1.00	Butler	\$1,952.00	
Dwight	Windstream			X	\$1.00	Butler	\$1,699.00	
Dwight	Windstream/NT&T			X	\$1.00	Butler	\$83.00	

Name of Exchange	Incumbent or Competitive Local Exchange Carrier	Level of 911 Service			Monthly Surcharge Amount Approved by Jurisdiction	County in Which PSAP Resides	Total Annual Remittances	Annual Revenue Remitted to County
		Basic 911	ANI/ALI	E911				

Linwood	Northeast Nebraska Telephone Company			X	\$1.00	Butler	\$1,127.78	\$66,881.37
Octavia	NT&T			X	\$1.00	Butler	\$13.00	
Octavia	Windstream			X	\$1.00	Butler	\$867.00	
Octavia	Windstream/NT&T			X	\$1.00	Butler	\$124.00	
Rising City	NT&T			X	\$1.00	Butler	\$36.00	
Rising City	Windstream			X	\$1.00	Butler	\$2,915.00	
Rising City	Windstream/NT&T			X	\$1.00	Butler	\$209.00	
Surprise	NT&T			X	\$1.00	Butler	\$4.00	
Surprise	Windstream			X	\$1.00	Butler	\$679.00	
Surprise	Windstream/NT&T			X	\$1.00	Butler	\$69.00	
Ulysses	Clarks Telecom			X	\$1.00	Butler	\$2,253.55	
Ashland	Windstream			X	\$0.50	City of Ashland	\$11,174.00	
Ashland	Windstream/Guaranteed Phone Service			X	\$0.50	City of Ashland	\$6.00	
Ashland	Windstream/NT&T			X	\$0.50	City of Ashland	\$643.00	
Avoca	NT&T			X	\$1.00	Cass	\$31.00	
Avoca	Windstream			X	\$1.00	Cass	\$1,995.00	
Avoca	Windstream/NT&T			X	\$1.00	Cass	\$114.00	
Eagle	NT&T			X	\$1.00	Cass	\$151.00	
Eagle	Windstream			X	\$1.00	Cass	\$1,445.00	
Eagle	Windstream/NT&T			X	\$1.00	Cass	\$286.00	
Elmwood	NT&T			X	\$1.00	Cass	\$52.00	
Elmwood	Windstream			X	\$1.00	Cass	\$4,194.00	
Elmwood	Windstream/NT&T			X	\$1.00	Cass	\$309.00	
Greenwood	NT&T			X	\$1.00	Cass	\$81.00	
Greenwood	Windstream			X	\$1.00	Cass	\$2,927.00	
Greenwood	Windstream/NT&T			X	\$1.00	Cass	\$169.00	
Louisville	NT&T			X	\$1.00	Cass	\$180.00	
Louisville	Windstream			X	\$1.00	Cass	\$11,987.00	
Louisville	Windstream/NT&T			X	\$1.00	Cass	\$708.00	
Murdock	NT&T			X	\$1.00	Cass	\$86.00	
Murdock	Windstream			X	\$1.00	Cass	\$2,793.00	
Murdock	Windstream/NT&T			X	\$1.00	Cass	\$227.00	
Murray	NT&T			X	\$1.00	Cass	\$27.00	
Murray	Windstream			X	\$1.00	Cass	\$12,814.00	
Murray	Windstream/NT&T			X	\$1.00	Cass	\$261.00	

Name of Exchange	Incumbent or Competitive Local Exchange Carrier	Level of 911 Service			Monthly Surcharge Amount Approved by Jurisdiction	County in Which PSAP Resides	Total Annual Remittances	Annual Revenue Remitted to County
		Basic 911	ANI/ALI	E911				
Nehawka	NT&T			X	\$1.00	Cass	\$75.00	
Nehawka	Windstream			X	\$1.00	Cass	\$1,958.00	
Nehawka	Windstream/Guaranteed Phone Service			X	\$1.00	Cass	\$12.00	
Nehawka	Windstream/NT&T			X	\$1.00	Cass	\$248.00	
Plattsmouth	Level 3 Communications, LLC			X	\$1.00	Cass	\$311.37	
Plattsmouth	NT&T			X	\$1.00	Cass	\$613.00	
Union	NT&T			X	\$1.00	Cass	\$33.00	
Union	Windstream			X	\$1.00	Cass	\$3,200.00	
Union	Windstream/NT&T			X	\$1.00	Cass	\$130.00	
Weeping Water	NT&T			X	\$1.00	Cass	\$88.00	
Weeping Water	Windstream			X	\$1.00	Cass	\$7,064.00	
Weeping Water	Windstream/Guaranteed Phone Service			X	\$1.00	Cass	\$12.00	
Weeping Water	Windstream/NT&T			X	\$1.00	Cass	\$477.00	
Belden	Eastern Nebraska Telephone Co.			X	\$1.00	Cedar	\$1,069.00	\$52,622.07
Bloomfield Cedar	Great Plains Communications			X	\$1.00	Cedar	\$39.00	
Coleridge	Northeast Nebraska Telephone Company			X	\$1.00	Cedar	\$5,057.47	
Crofton	Great Plains Communications			X	\$1.00	Cedar	\$1,811.00	
Dixon-Concord	Northeast Nebraska Telephone Company			X	\$1.00	Cedar	\$3,009.71	
Harrison	NorthStar Telecom			X	\$1.00	Cedar	\$26.00	
Hartington	Hartington Telecommunications Co., Inc.			X	\$1.00	Cedar	\$16,341.42	
Hartington	Ionex Communications North Inc			X	\$1.00	Cedar	\$12.00	
Laurel	AT&T-C of the Midwest, Inc.			X	\$1.00	Cedar	\$12.00	
Laurel	AT&T-C of the Midwest, Inc.			X	\$1.00	Cedar	\$12.00	
Laurel	NT&T			X	\$1.00	Cedar	\$2,139.00	
Laurel	Qwest			X	\$1.00	Cedar	\$5,746.00	
Obert/Maskell	Northeast Nebraska Telephone Company			X	\$1.00	Cedar	\$1,320.48	
Randolph	AT&T-C of the Midwest, Inc.			X	\$1.00	Cedar	\$24.00	
Randolph	AT&T-C of the Midwest, Inc.			X	\$1.00	Cedar	\$24.00	
Randolph	Comtel Telcom Assets LP			X	\$1.00	Cedar	\$48.00	
Randolph	Level 3 Communications, LLC			X	\$1.00	Cedar	\$408.00	

Name of Exchange	Incumbent or Competitive Local Exchange Carrier	Level of 911 Service			Monthly Surcharge Amount Approved by Jurisdiction	County in Which PSAP Resides	Total Annual Remittances	Annual Revenue Remitted to County
		Basic 911	ANI/ALI	E911				

Randolph	NT&T			X	\$1.00	Cedar	\$2,283.00	
Randolph	Orbitcom			X	\$1.00	Cedar	\$239.00	
Randolph	Qwest			X	\$1.00	Cedar	\$4,968.99	
Wausa	Great Plains Communications			X	\$1.00	Cedar	\$874.00	
Wynot (Fordyce, St Helena)	Great Plains Communications			X	\$1.00	Cedar	\$7,151.00	
Hartington	First Communications, LLC			X	\$1.00	Cedar	\$7.00	
Imperial	Great Plains Communications			X	\$1.00	Chase	\$21,730.00	
Wauneta	Wauneta Telephone Company	X			\$1.00	Chase	\$6,018.00	\$27,748.00
Cody	Great Plains Communications	X			\$1.00	Cherry	\$2,414.00	
Crookston	Great Plains Communications	X			\$1.00	Cherry	\$1,025.00	
Kilgore	Great Plains Communications	X			\$1.00	Cherry	\$1,096.00	
Merriman	Great Plains Communications	X			\$1.00	Cherry	\$1,788.00	
Valentine	Allo Communications	X			\$1.00	Cherry	\$12.00	
Valentine	Mobius Communications Co.	X			\$1.00	Cherry	\$0.00	
Valentine	Orbitcom	X			\$1.00	Cherry	\$269.00	
Woodlake	Great Plains Communications	X			\$1.00	Cherry	\$1,230.00	\$7,834.00
Dalton	Dalton Telephone Co.			X	\$1.00	Cheyenne	\$3,316.00	\$59,310.71
Gurley	Dalton Telephone Co.			X	\$1.00	Cheyenne	\$2,267.00	
Gurley	NT&T			X	\$1.00	Cheyenne	\$50.00	
Lodgepole	Dalton Telephone Co.			X	\$1.00	Cheyenne	\$3,283.00	
Lodgepole	NT&T			X	\$1.00	Cheyenne	\$144.00	
Potter	NT&T			X	\$1.00	Cheyenne	\$34.00	
Sidney	Allo Communications			X	\$1.00	Cheyenne	\$1,691.48	
Sidney	AT&T-C of the Midwest, Inc.			X	\$1.00	Cheyenne	\$48.00	
Sidney	AT&T-C of the Midwest, Inc.			X	\$1.00	Cheyenne	\$48.00	
Sidney	BullsEye			X	\$1.00	Cheyenne	\$16.00	
Sidney	First Communications, LLC			X	\$1.00	Cheyenne	\$0.00	
Sidney	Ionex Communications North Inc			X	\$1.00	Cheyenne	\$48.00	
Sidney	McLeodUSA			X	\$1.00	Cheyenne	\$54.00	
Sidney	Mobius Communications Company			X	\$1.00	Cheyenne	\$53.86	
Sidney	NT&T			X	\$1.00	Cheyenne	\$7,442.00	
Sidney	Orbitcom			X	\$1.00	Cheyenne	\$2,102.00	
Sidney	Qwest			X	\$1.00	Cheyenne	\$38,638.37	
So Sidney	Comtel Telcom Assets LP			X	\$1.00	Cheyenne	\$12.00	

Name of Exchange	Incumbent or Competitive Local Exchange Carrier	Level of 911 Service			Monthly Surcharge Amount Approved by Jurisdiction	County in Which PSAP Resides	Total Annual Remittances	Annual Revenue Remitted to County
		Basic 911	ANI/ ALI	E911				
Sidney	First Communications, LLC			X	\$1.00	Cheyenne	\$63.00	
Clay Center	NT&T			X	\$1.00	Clay	\$28.00	
Clay Center	Windstream			X	\$1.00	Clay	\$4,513.00	
Clay Center	Windstream/NT&T			X	\$1.00	Clay	\$354.00	
Deweese	NT&T			X	\$1.00	Clay	\$46.00	
Deweese	Windstream			X	\$1.00	Clay	\$1,134.00	
Deweese	Windstream/NT&T			X	\$1.00	Clay	\$146.00	
Edgar	NT&T			X	\$1.00	Clay	\$50.00	
Edgar	Windstream			X	\$1.00	Clay	\$3,202.00	
Edgar	Windstream/NT&T			X	\$1.00	Clay	\$206.00	
Fairfield	NT&T			X	\$1.00	Clay	\$18.00	
Fairfield	Windstream			X	\$1.00	Clay	\$2,703.00	
Fairfield	Windstream/NT&T			X	\$1.00	Clay	\$333.00	
Glenvil	NT&T			X	\$1.00	Clay	\$69.00	
Glenvil	Windstream			X	\$1.00	Clay	\$2,654.00	
Glenvil	Windstream/Guaranteed Phone Service			X	\$1.00	Clay	\$7.00	
Glenvil	Windstream/NT&T			X	\$1.00	Clay	\$217.00	
Harvard	NT&T			X	\$1.00	Clay	\$17.00	
Harvard	Windstream			X	\$1.00	Clay	\$4,216.00	
Harvard	Windstream/Guaranteed Phone Service			X	\$1.00	Clay	\$2.00	
Harvard	Windstream/NT&T			X	\$1.00	Clay	\$494.00	
Ong	NT&T			X	\$1.00	Clay	\$8.00	
Ong	Windstream			X	\$1.00	Clay	\$519.00	
Ong	Windstream/NT&T			X	\$1.00	Clay	\$56.00	
Sutton	NT&T			X	\$1.00	Clay	\$357.00	
Sutton	Windstream			X	\$1.00	Clay	\$9,824.00	
Sutton	Windstream/NT&T			X	\$1.00	Clay	\$973.00	
Trumbull	NT&T			X	\$1.00	Clay	\$16.00	\$32,162.00
Battle Creek	Citizens Telecommunications Company of Nebraska*			X	\$1.00	Colfax	\$12.00	\$45,212.99
Clarkson	AT&T-C of the Midwest, Inc.			X	\$1.00	Colfax	\$48.00	
Clarkson	AT&T-C of the Midwest, Inc.			X	\$1.00	Colfax	\$48.00	
Clarkson	Comtel Telcom Assets LP			X	\$1.00	Colfax	\$20.00	
Clarkson	NT&T			X	\$1.00	Colfax	\$1,899.00	
Clarkson	Qwest			X	\$1.00	Colfax	\$3,865.54	

Name of Exchange	Incumbent or Competitive Local Exchange Carrier	Level of 911 Service			Monthly Surcharge Amount Approved by Jurisdiction	County in Which PSAP Resides	Total Annual Remittances	Annual Revenue Remitted to County
		Basic 911	ANI/ALI	E911				
Columbus	Citizens Telecommunications Company of Nebraska*			X	\$1.00	Colfax	\$202.00	
Duncan	Citizens Telecommunications Company of Nebraska*			X	\$1.00	Colfax	\$8.00	
Greeley	Citizens Telecommunications Company of Nebraska*			X	\$1.00	Colfax	\$12.00	
Howells	NT&T			X	\$1.00	Colfax	\$1,622.00	
Howells	Qwest			X	\$1.00	Colfax	\$3,687.45	
Leigh	Citizens Telecommunications Company of Nebraska*			X	\$1.00	Colfax	\$3,961.00	
Palmer	Citizens Telecommunications Company of Nebraska*			X	\$1.00	Colfax	\$14.00	
Schuyler	Ionex Communications North Inc			X	\$1.00	Colfax	\$640.00	
Schuyler	NT&T			X	\$1.00	Colfax	\$4,337.00	
Schuyler	Orbitcom			X	\$1.00	Colfax	\$84.00	
Schuyler	Qwest			X	\$1.00	Colfax	\$24,377.00	
Schuyler	First Communications, LLC			X	\$1.00	Colfax	\$12.00	
Schuyler	Level 3 Communications, LLC			X	\$1.00	Colfax	\$364.00	
Crete	Level 3 Communications, LLC			X	\$1.00	City of Crete/Crete PD	\$58.00	
Crete	NT&T			X	\$1.00	City of Crete/Crete PD	\$165.00	
Crete	Time Warner Cable Information Services (Nebraska) LLC			X	\$1.00	City of Crete/Crete PD	\$3,081.50	
Crete	Windstream			X	\$1.00	City of Crete/Crete PD	\$25,471.00	
Crete	Windstream/Guaranteed Phone Service			X	\$1.00	City of Crete/Crete PD	\$7.00	
Crete	Windstream/NT&T			X	\$1.00	City of Crete/Crete PD	\$1,873.00	
Bancroft	NT&T			X	\$1.00	Cuming	\$11.00	\$46,711.80
Beemer	Great Plains Communications			X	\$1.00	Cuming	\$5,906.00	
Beemer	NT&T			X	\$1.00	Cuming	\$36.00	
West Point	AT&T-C of the Midwest, Inc.			X	\$1.00	Cuming	\$12.00	
West Point	AT&T-C of the Midwest, Inc.			X	\$1.00	Cuming	\$12.00	
West Point	Comtel Telcom Assets LP			X	\$1.00	Cuming	\$13.00	

Name of Exchange	Incumbent or Competitive Local Exchange Carrier	Level of 911 Service			Monthly Surcharge Amount Approved by Jurisdiction	County in Which PSAP Resides	Total Annual Remittances	Annual Revenue Remitted to County
		Basic 911	ANI/ ALI	E911				
West Point	Level 3 Communications, LLC			X	\$1.00	Cuming	\$1,049.00	
West Point	NT&T			X	\$1.00	Cuming	\$5,505.00	
West Point	Orbitcom			X	\$1.00	Cuming	\$92.00	
Westpoint	Qwest			X	\$1.00	Cuming	\$22,286.80	
Wisner	Great Plains Communications			X	\$1.00	Cuming	\$11,771.00	
West Point	First Communications, LLC			X	\$1.00	City of Westpoint	\$18.00	
Anselmo	Consolidated Telephone Company			X	\$1.00	Custer	\$2,283.59	
Anselmo	NT&T			X	\$0.50	Custer	\$6.00	
Arnold	Great Plains Communications			X	\$1.00	Custer	\$6,771.00	
Broken Bow	Allo Communications			X	\$1.00	Custer	\$1,212.00	
Broken Bow	Comtel Telcom Assets LP			X	\$1.00	Custer	\$37.00	
Broken Bow	McLeodUSA			X	\$1.00	Custer	\$13.00	
Broken Bow	NT&T			X	\$0.50	Custer	\$2,238.50	
Broken Bow	Orbitcom			X	\$1.00	Custer	\$50.00	
Broken Bow	Qwest			X	\$1.00	Custer	\$24,706.74	
Callaway	Great Plains Communications			X	\$1.00	Custer	\$6,173.00	
Callaway	NT&T			X	\$0.50	Custer	\$14.00	
Comstock	Nebraska Central Telephone Co.			X	\$1.00	Custer	\$1,114.66	
Mason City	Nebraska Central Telephone Co.			X	\$1.00	Custer	\$1,931.98	
Merna	Consolidated Telephone Company			X	\$1.00	Custer	\$3,818.51	
Oconto	Great Plains Communications			X	\$1.00	Custer	\$1,980.00	
Sargent	Nebraska Central Telephone Co.			X	\$1.00	Custer	\$5,200.69	
Broken Bow	First Communications, LLC			X	\$1.00	Custer	\$12.00	
Sumner	Citizens Telecommunications Company of Nebraska*			X	\$1.00	Custer	\$168.00	
Dakota City	AT&T-C of the Midwest, Inc.			X	\$1.00	Dakota	\$31.85	\$93,398.78
Dakota City	AT&T-C of the Midwest, Inc.			X	\$1.00	Dakota	\$31.85	
Dakota City	Ernest Communications, Inc.			X	Not Reported	Not Reported	\$0.00	
Dakota City	Ionex Communications North Inc			X	\$1.00	Dakota	\$15.00	
Dakota City South Sioux City	NT&T			X	\$1.00	Dakota	\$5,327.00	

Name of Exchange	Incumbent or Competitive Local Exchange Carrier	Level of 911 Service			Monthly Surcharge Amount Approved by Jurisdiction	County in Which PSAP Resides	Total Annual Remittances	Annual Revenue Remitted to County
		Basic 911	ANI/ALI	E911				

Dakota City/ South Sioux City	Qwest			X	\$1.00	Dakota	\$37,331.92	\$47,720.97
Emerson	Allo Communications			X	\$1.00	Dakota	\$1.07	
Emerson	AT&T-C of the Midwest, Inc.			X	\$1.00	Dakota	\$12.00	
Emerson	AT&T-C of the Midwest, Inc.			X	\$1.00	Dakota	\$12.00	
Emerson	HunTel CableVision dba HunTel Communications			X	\$1.00	Dakota	\$272.00	
Emerson	NT&T			X	\$1.00	Dakota	\$1,491.00	
Emerson	Qwest			X	\$1.00	Dakota	\$3,700.38	
Homer	AT&T-C of the Midwest, Inc.			X	\$1.00	Dakota	\$65.00	
Homer	AT&T-C of the Midwest, Inc.			X	\$1.00	Dakota	\$65.00	
Homer	Comtel Telcom Assets LP			X	\$1.00	Dakota	\$38.00	
Homer	NT&T			X	\$1.00	Dakota	\$1,184.00	
Homer	Qwest			X	\$1.00	Dakota	\$2,510.16	
Jackson-Hubbard	Northeast Nebraska Telephone Company			X	\$1.00	Dakota	\$7,786.27	
South Sioux City	Ernest Communications, Inc.			X	Not Reported	Not Reported	\$0.00	
South. Sioux City	Orbitcom			X	\$1.00	Dakota	\$353.00	
South Sioux City	Level 3 Communications, LLC			X	\$1.00	Dakota	\$5,206.00	
South Sioux City	AT&T-C of the Midwest, Inc.			X	\$1.00	Dakota	\$442.00	
South Sioux City	AT&T-C of the Midwest, Inc.			X	\$1.00	Dakota	\$442.00	
South Sioux City	BullsEye			X	\$1.00	Dakota	\$8.00	
South Sioux City	Long Lines Siouxland			X	\$1.00	Dakota	\$15,240.00	
South Sioux City	McLeodUSA			X	\$1.00	Dakota	\$276.00	
South Sioux City	NorthStar Telecom			X	\$1.00	Dakota	\$410.00	
South Sioux/Dakota City	FiberComm, L.C.			X	\$1.00	Dakota	\$11,000.28	
Waterbury	Northeast Nebraska Telephone Company			X	\$1.00	Dakota	\$36.00	
South Sioux City	First Communications, LLC			X	\$1.00	Dakota	\$111.00	
Chadron	Allo Communications			X	\$1.00	Dawes	\$680.63	
Chadron	AT&T-C of the Midwest, Inc.			X	\$1.00	Dawes	\$32.00	
Chadron	AT&T-C of the Midwest, Inc.			X	\$1.00	Dawes	\$32.00	
Chadron	BullsEye			X	\$1.00	Dawes	\$5.00	
Chadron	Comtel Telcom Assets LP			X	\$1.00	Dawes	\$19.00	
Chadron	First Communications, LLC			X	\$1.00	Dawes	\$0.00	

Name of Exchange	Incumbent or Competitive Local Exchange Carrier	Level of 911 Service			Monthly Surcharge Amount Approved by Jurisdiction	County in Which PSAP Resides	Total Annual Remittances	Annual Revenue Remitted to County
		Basic 911	ANI/ ALI	E911				

Chadron	Great Plains Broadband			X	\$1.00	Dawes	\$2,439.00	
Chadron	McLeodUSA			X	\$1.00	Dawes	\$24.00	
Chadron	Mobius Communications Company			X	\$1.00	Dawes	\$991.11	
Chadron	NT&T			X	\$1.00	Dawes	\$5,300.50	
Chadron	Orbitcom			X	\$1.00	Dawes	\$648.00	
Chadron	Qwest			X	\$1.00	Dawes	\$26,531.14	
Crawford	Allo Communications			X	\$1.00	Dawes	\$53.40	
Crawford / Whitney	Mobius Communications Company			X	\$1.00	Dawes	\$707.34	
Crawford / Whitney	NT&T			X	\$1.00	Dawes	\$3,098.00	
Crawford/ Whitney	Qwest			X	\$1.00	Dawes	\$5,533.03	
Harrison	Allo Communications			X	\$1.00	Dawes	\$70.65	
Harrison	Mobius Communications Company			X	\$1.00	Dawes	\$58.06	
Harrison	Qwest			X	\$1.00	Dawes	\$1,484.11	
Whitney	Allo Communications			X	\$1.00	Dawes	\$12.00	
Chadron	First Communications, LLC			X	\$1.00	Dawes	\$2.00	
Cozad	Cozad			X	\$1.00	Dawson	\$27,931.00	\$86,799.65
Eddyville	Great Plains Communications			X	\$1.00	Dawson	\$1,040.00	
Elwood	NT&T			X	\$1.00	Dawson	\$2,523.00	
Gothenburg	NT&T			X	\$1.00	Dawson	\$4,400.00	
Lexington	Allo Communications			X	\$1.00	Dawson	\$604.91	
Lexington	AT&T-C of the Midwest, Inc.			X	\$1.00	Dawson	\$88.00	
Lexington	AT&T-C of the Midwest, Inc.			X	\$1.00	Dawson	\$88.00	
Lexington	BullsEye			X	\$1.00	Dawson	\$8.00	
Lexington	Ionex Communications North Inc			X	\$1.00	Dawson	\$69.00	
Lexington	Matrix Telecom, d/b/a Trinsic Communications			X	\$1.00	Dawson	\$22.00	
Lexington	McLeodUSA			X	\$1.00	Dawson	\$72.00	
Lexington	NT&T			X	\$1.00	Dawson	\$8,510.00	
Lexington	Orbitcom			X	\$1.00	Dawson	\$1,501.00	
Lexington	Qwest			X	\$1.00	Dawson	\$33,355.77	
Overton	Arapahoe Telephone Company			X	\$1.00	Dawson	\$4,768.97	

Name of Exchange	Incumbent or Competitive Local Exchange Carrier	Level of 911 Service			Monthly Surcharge Amount Approved by Jurisdiction	County in Which PSAP Resides	Total Annual Remittances	Annual Revenue Remitted to County
		Basic 911	ANI/ALI	E911				
Overton	NT&T			X	\$1.00	Dawson	\$84.00	
Sumner	NT&T			X	\$1.00	Dawson	\$28.00	
Lexington	Ernest Communications, Inc.			X	Not Reported	Not Reported	\$0.00	
Lexington	First Communications, LLC			X	\$1.00	Dawson	\$38.00	
Kearney	Citizens Telecommunications Company of Nebraska*			X	\$1.00	Dawson/Sumner	\$36.00	
Miller	Citizens Telecommunications Company of Nebraska*			X	\$1.00	Dawson/Sumner	\$3.00	
Sumner	Citizens Telecommunications Company of Nebraska*			X	\$1.00	Dawson/Sumner	\$1,629.00	
Deuel County	See Keith							
Allen	Ionex Communications North Inc			X	\$1.00	Dixon	\$23.00	
Allen	Northeast Nebraska Telephone Company			X	\$1.00	Dixon	\$3,743.65	
Allen	NT&T			X	\$1.00	Dixon	\$48.00	
Dixon-Concord	Northeast Nebraska Telephone Company			X	\$1.00	Dixon	\$209.03	
Martinsburg	Northeast Nebraska Telephone Company			X	\$1.00	Dixon	\$1,047.74	
Newcastle	Northeast Nebraska Telephone Company			X	\$1.00	Dixon	\$3,746.72	
Obert/Maskell	Northeast Nebraska Telephone Company			X	\$1.00	Dixon	\$115.56	
Ponca	Great Plains Communications			X	\$1.00	Dixon	\$8,488.00	
Wakefield	HunTel CableVision dba HunTel Communications			X	\$1.00	Dixon	\$1,170.00	
Wakefield	Qwest			X	\$1.00	Dixon	\$4,470.21	
Waterbury	Northeast Nebraska Telephone Company			X	\$1.00	Dixon	\$1,039.21	
Waterbury	NT&T			X	\$1.00	Dixon	\$52.00	
Dodge	NT&T			X	\$1.00	Dodge	\$108.00	
Fremont	Comtel Telcom Assets LP			X	\$1.00	Dodge	\$256.00	
Fremont	First Communications, LLC			X	\$1.00	Dodge	\$290.00	
Fremont	Level 3 Communications, LLC			X	\$1.00	Dodge	\$223.00	
Fremont	NorthStar Telecom			X	\$1.00	Dodge	\$3,396.00	
Hooper	NT&T			X	\$1.00	Dodge	\$12.00	

Name of Exchange	Incumbent or Competitive Local Exchange Carrier	Level of 911 Service			Monthly Surcharge Amount Approved by Jurisdiction	County in Which PSAP Resides	Total Annual Remittances	Annual Revenue Remitted to County
		Basic 911	ANI/ ALI	E911				

North Bend	NT&T			X	\$0.50	Dodge	\$110.00	\$785,577.53
Bennington	AT&T-C of the Midwest, Inc.			X	\$0.50	Douglas	\$36.00	
Bennington	AT&T-C of the Midwest, Inc.			X	\$0.50	Douglas	\$36.00	
Bennington	Qwest			X	\$0.50	Douglas	\$3,680.28	
Council Bluffs	Windstream of the Midwest			X	\$0.50	Douglas	\$6.00	
Elkhorn	AT&T-C of the Midwest, Inc.			X	\$0.50	Douglas	\$21.00	
Elkhorn	AT&T-C of the Midwest, Inc.			X	\$0.50	Douglas	\$21.00	
Elkhorn	Ernest Communications, Inc.			X	Not Reported	Not Reported	\$0.00	
Elkhorn	Metropolitan Telecommunications			X	Not reported	Douglas	\$50.07	
Elkhorn/ Waterloo	Qwest			X	\$0.50	Douglas	\$11,822.60	
Elkhorn/Waterloo	NT&T			X	\$0.50	Douglas	\$313.00	
Omaha	AT&T-C of the Midwest, Inc.			X	\$0.50	Douglas	\$11,073.00	
Omaha	AT&T-C of the Midwest, Inc.			X	\$0.50	Douglas	\$11,073.00	
Omaha	BullsEye			X	\$0.50	Douglas	\$1,861.00	
Omaha	Guaranteed Phone Service			X	\$0.50	Douglas	\$256.50	
Omaha	Ionex Communications North Inc.			X	\$0.50	Douglas	\$334.00	
Omaha	Matrix Telecom, d/b/a Trinsic Communications			X	\$1.00	Douglas	\$253.00	
Omaha	MCIMetro Access			X	\$0.50	Douglas	\$5,271.50	
Omaha	McLeodUSA			X	\$0.50	Douglas	\$19,039.00	
Omaha	Metropolitan Telecommunications			X	Not reported	Douglas	\$612.69	
Omaha	NorthStar Telecom			X	\$0.50	Douglas	\$1,858.50	
Omaha	Orbitcom			X	\$0.50	Douglas	\$980.50	
Omaha	Windstream of the Midwest			X	\$0.50	Douglas	\$37,751.50	
Omaha	NT&T			X	\$0.50	Douglas	\$5,005.00	
Omaha	Ernest Communications, Inc.			X	Not Reported	Not Reported	\$0.00	
Omaha	Trans National Communications International, Inc			X	\$0.50	Not reported	\$222.00	
Omaha/ Ralston/ Boys Town	Qwest			X	\$0.50	Douglas	\$658,001.56	
Ralston	AT&T-C of the Midwest, Inc.			X	\$0.50	Douglas	\$253.00	
Ralston	AT&T-C of the Midwest, Inc.			X	\$0.50	Douglas	\$253.00	
Ralston	McLeodUSA			X	\$0.50	Douglas	\$131.50	
Valley	AT&T-C of the Midwest, Inc.			X	\$0.50	Douglas	\$12.00	

Name of Exchange	Incumbent or Competitive Local Exchange Carrier	Level of 911 Service			Monthly Surcharge Amount Approved by Jurisdiction	County in Which PSAP Resides	Total Annual Remittances	Annual Revenue Remitted to County
		Basic 911	ANI/ ALI	E911				
Valley	AT&T-C of the Midwest, Inc.			X	\$0.50	Douglas	\$12.00	
Valley	NT&T			X	\$0.50	Douglas	\$401.50	
Valley	Qwest			X	\$0.50	Douglas	\$6,149.83	
Waterloo	AT&T-C of the Midwest, Inc.			X	\$0.50	Douglas	\$51.00	
Waterloo	AT&T-C of the Midwest, Inc.			X	\$0.50	Douglas	\$51.00	
Carterlake	Comtel Telcom Assets LP			X	\$0.50	Douglas	\$245.50	
Omaha	First Communications, LLC			X	\$0.50	Douglas	\$749.00	
Omaha	Level 3 Communications, LLC			X	\$0.50	Douglas	\$7,689.50	
Haigler	Hartman	X			\$1.00	Dundy	\$2,399.00	\$3,062.00
Wauneta	Wauneta Telephone Company	X			\$1.00	Dundy	\$663.00	
Exeter	NT&T			X	\$1.00	Fillmore	\$79.00	\$34,752.00
Exeter	Windstream			X	\$1.00	Fillmore	\$4,367.00	
Exeter	Windstream/NT&T			X	\$1.00	Fillmore	\$356.00	
Fairmont	NT&T			X	\$1.00	Fillmore	\$85.00	
Fairmont	Windstream			X	\$1.00	Fillmore	\$3,553.00	
Fairmont	Windstream/NT&T			X	\$1.00	Fillmore	\$272.00	
Geneva	Ernest Communications, Inc.			X	Not Reported	Not Reported	\$0.00	
Geneva	NT&T			X	\$1.00	Fillmore	\$179.00	
Geneva	Windstream			X	\$1.00	Fillmore	\$15,964.00	
Geneva	Windstream/NT&T			X	\$1.00	Fillmore	\$1,139.00	
Grafton	NT&T			X	\$1.00	Fillmore	\$32.00	
Grafton	Windstream			X	\$1.00	Fillmore	\$1,087.00	
Grafton	Windstream/NT&T			X	\$1.00	Fillmore	\$92.00	
Milligan	NT&T			X	\$1.00	Fillmore	\$58.00	
Milligan	Windstream			X	\$1.00	Fillmore	\$2,265.00	
Milligan	Windstream/NT&T			X	\$1.00	Fillmore	\$550.00	
Ohiowa	NT&T			X	\$1.00	Fillmore	\$59.00	
Ohiowa	Windstream			X	\$1.00	Fillmore	\$1,019.00	
Shickley	NT&T			X	\$1.00	Fillmore	\$64.00	
Shickley	Windstream			X	\$1.00	Fillmore	\$2,751.00	
Shickley	Windstream/NT&T			X	\$1.00	Fillmore	\$481.00	
Ohiowa	Windstream/NT&T			X	\$1.00	Fillmore	\$300.00	
Alma	Citizens Telecommunications Company of Nebraska*	X			\$1.00	Franklin	\$35.00	\$12,688.00
Bloomington	Citizens Telecommunications Company of Nebraska*	X			\$1.00	Franklin	\$1,083.00	

Name of Exchange	Incumbent or Competitive Local Exchange Carrier	Level of 911 Service			Monthly Surcharge Amount Approved by Jurisdiction	County in Which PSAP Resides	Total Annual Remittances	Annual Revenue Remitted to County
		Basic 911	ANI/ALI	E911				
Franklin	Citizens Telecommunications Company of Nebraska*	X			\$1.00	Franklin	\$7,660.00	
Franklin	NT&T	X			\$1.00	Franklin	\$39.00	
Franklin	Pinpoint Communications, Inc.	X			\$1.00	Franklin	\$0.00	
Hildreth	Citizens Telecommunications Company of Nebraska*	X			\$1.00	Franklin	\$2,880.00	
Kearney	Citizens Telecommunications Company of Nebraska*	X			\$1.00	Franklin	\$36.00	
Naponee	Citizens Telecommunications Company of Nebraska*	X			\$1.00	Franklin	\$955.00	
Ames	Allo Communications			X	\$1.00	Fremont PD/Dodge	-\$0.87	
Dodge	Great Plains Communications			X	\$1.00	Fremont PD/Dodge	\$6,850.00	
Fremont	Allo Communications			X	\$1.00	Fremont PD/Dodge	\$24.60	
Fremont	AT&T-C of the Midwest, Inc.			X	\$1.00	Fremont PD/Dodge	\$1,249.00	
Fremont	AT&T-C of the Midwest, Inc.			X	\$1.00	Fremont PD/Dodge	\$1,249.00	
Fremont	BullsEye			X	\$1.00	Fremont PD/Dodge	\$112.00	
Fremont	Ernest Communications, Inc.			X	Not Reported	Not Reported	\$0.00	
Fremont	MCIMetro Access			X	\$1.00	Fremont PD/Dodge	\$167.00	
Fremont	McLeodUSA			X	\$1.00	Fremont PD/Dodge	\$330.00	
Fremont	Metropolitan Telecommunications			X	Not Reported	Fremont PD/Dodge	\$42.00	
Fremont	NT&T			X	\$1.00	Fremont PD/Dodge	\$12,902.00	
Fremont	Orbitcom			X	\$1.00	Fremont PD/Dodge	\$263.00	
Fremont	Qwest			X	\$0.75	Fremont PD/Dodge	\$84,702.12	
Fremont	Time Warner Cable Information Services (Nebraska) LLC			X	\$1.00	Fremont PD/Dodge	\$11,880.00	
Fremont	Windstream of the Midwest			X	\$1.00	Fremont PD/Dodge	\$8,068.00	
Hooper	Hooper Telephone Company			X	\$1.00	Fremont PD/Dodge	\$9,083.02	\$161,376.00

Name of Exchange	Incumbent or Competitive Local Exchange Carrier	Level of 911 Service			Monthly Surcharge Amount Approved by Jurisdiction	County in Which PSAP Resides	Total Annual Remittances	Annual Revenue Remitted to County
		Basic 911	ANI/ ALI	E911				

Hooper	Hooper Telephone Company			X	\$1.00	Fremont PD/Dodge	\$806.46	
Inglewood	AT&T-C of the Midwest, Inc.			X	\$1.00	Fremont PD/Dodge	\$22.00	
Inglewood	AT&T-C of the Midwest, Inc.			X	\$1.00	Fremont PD/Dodge	\$22.00	
North Bend	Great Plains Communications			X	\$1.00	Fremont PD/Dodge	\$9,906.00	
Scribner	Great Plains Communications			X	\$1.00	Fremont PD/Dodge	\$7,790.00	
Snyder	Great Plains Communications			X	\$1.00	Fremont PD/Dodge	\$3,471.00	
Uehling	Hooper Telephone Company			X	\$0.75	Fremont PD/Dodge	\$65.26	
Uehling	Hooper Telephone Company			X	\$0.75	Fremont PD/Dodge	\$85.50	
Uehling	Hooper Telephone Company			X	\$1.00	Fremont PD/Dodge	\$2,286.91	
Curtis	Curtis Telephone Company			X	\$1.00	Frontier	\$8,267.34	
Eustis	Consolidated Telecom, Inc.			X	\$1.00	Frontier	\$4,744.16	
Farnam	Arapahoe Telephone Company			X	\$1.00	Frontier	\$2,291.97	
Indianola	Great Plains Communications			X	\$1.00	Frontier	\$358.00	
Maywood	Consolidated Telco, Inc			X	\$1.00	Frontier	\$2,849.89	
Wellfleet	Consolidated Telco, Inc			X	\$1.00	Frontier	\$1,660.34	
							\$20,171.70	
Alma	Citizens Telecommunications Company of Nebraska*			X	\$1.00	Furnas	\$18.00	\$34,829.02
Arapahoe	Arapahoe Telephone Company			X	\$1.00	Furnas	\$8,833.23	
Beaver City	Citizens Telecommunications Company of Nebraska*			X	\$1.00	Furnas	\$4,142.00	
Beaver City	NorthStar Telecom			X	\$1.00	Furnas	\$43.00	
Beaver City	NT&T			X	\$1.00	Furnas	\$66.00	
Cambridge	Cambridge Telephone Co.			X	\$1.00	Furnas	\$11,749.00	
Edison	Citizens Telecommunications Company of Nebraska*			X	\$1.00	Furnas	\$1,576.00	
Edison	NT&T			X	\$1.00	Furnas	\$36.00	
Edison	Pinpoint Communications, Inc.			X	\$1.00	Furnas	\$23.00	
Hendley	Arapahoe Telephone Co.			X	\$1.00	Furnas	\$637.70	

Name of Exchange	Incumbent or Competitive Local Exchange Carrier	Level of 911 Service			Monthly Surcharge Amount Approved by Jurisdiction	County in Which PSAP Resides	Total Annual Remittances	Annual Revenue Remitted to County
		Basic 911	ANI/ALI	E911				
Holbrook	Arapahoe Telephone Company			X	\$1.00	Furnas	\$2,172.59	
Kearney	Citizens Telecommunications Company of Nebraska*			X	\$1.00	Furnas	\$12.00	
Orleans	Citizens Telecommunications Company of Nebraska*			X	\$1.00	Furnas	\$36.00	
Oxford	AT&T-C of the Midwest, Inc.			X	\$1.00	Furnas	\$24.00	
Oxford	AT&T-C of the Midwest, Inc.			X	\$1.00	Furnas	\$24.00	
Oxford	Pinpoint Communications, Inc.			X	\$1.00	Furnas	\$1,706.00	
Oxford	Qwest			X	\$1.00	Furnas	\$2,347.50	
Stamford	Citizens Telecommunications Company of Nebraska*			X	\$1.00	Furnas	\$217.00	
Wilsonville	Citizens Telecommunications Company of Nebraska*			X	\$1.00	Furnas	\$1,100.00	
Wilsonville	Pinpoint Communications, Inc.			X	\$1.00	Furnas	\$66.00	
Adams	NT&T			X	\$0.50	Gage	\$29.00	\$96,276.43
Adams	Windstream			X	\$0.50	Gage	\$2,213.00	
Adams	Windstream/NT&T			X	\$0.50	Gage	\$191.50	
Barneston	Windstream			X	\$0.50	Gage	\$659.00	
Barneston	Windstream/NT&T			X	\$0.50	Gage	\$40.00	
Beatrice	Level 3 Communications, LLC			X	\$1.00	City of Beatrice	\$79.68	
Beatrice	NT&T			X	\$1.00	City of Beatrice	\$1,023.00	
Beatrice	Windstream			X	\$1.00	City of Beatrice	\$71,439.00	
Beatrice	Windstream/NT&T			X	\$1.00	City of Beatrice	\$5,523.00	
Big Springs	NT&T			X	\$1.00	City of Wymore	\$731.00	
Clatonia	NT&T			X	\$0.50	Gage	\$3.00	
Claytonia	Windstream			X	\$0.50	Gage	\$839.00	
Claytonia	Windstream/NT&T			X	\$0.50	Gage	\$51.00	
Cortland	NT&T			X	\$0.50	Gage	\$52.00	
Cortland	Windstream			X	\$0.50	Gage	\$1,998.50	
Cortland	Windstream/NT&T			X	\$0.50	Gage	\$119.00	
Filley	NT&T			X	\$0.50	Gage	\$11.00	
Filley	Windstream			X	\$0.50	Gage	\$923.00	
Filley	Windstream/NT&T			X	\$0.50	Gage	\$83.50	
Liberty	NT&T			X	\$0.50	Gage	\$5.50	
Liberty	Windstream			X	\$0.50	Gage	\$670.50	
Liberty	Windstream/NT&T			X	\$0.50	Gage	\$49.00	

Name of Exchange	Incumbent or Competitive Local Exchange Carrier	Level of 911 Service			Monthly Surcharge Amount Approved by Jurisdiction	County in Which PSAP Resides	Total Annual Remittances	Annual Revenue Remitted to County
		Basic 911	ANI/ ALI	E911				
Odell	Diller Telephone Co.			X	\$0.75	City of Wymore	\$2,679.00	
Pickrell	NT&T			X	\$0.50	Gage	\$8.00	
Pickrell	Windstream			X	\$0.50	Gage	\$1,279.00	
Pickrell	Windstream/NT&T			X	\$0.50	Gage	\$130.50	
Virginia	Diller Telephone Co.			X	\$0.75	Gage	\$732.75	
Wymore	NT&T			X	\$0.50	City of Wymore	\$70.00	
Wymore	Windstream			X	\$0.50	City of Wymore	\$4,110.00	
Wymore	Windstream/NT&T			X	\$0.50	City of Wymore	\$534.00	
Oshkosh & Lewellen (Garden Co.)	EMBARQ	X			\$1.00	Garden	\$12,720.74	\$12,720.74
Garfield County	See Region 26							
Elwood	Allo Communications			X	\$1.00	Gosper	\$68.80	
Elwood	AT&T-C of the Midwest, Inc.			X	\$1.00	Gosper	\$12.00	
Elwood	AT&T-C of the Midwest, Inc.			X	\$1.00	Gosper	\$12.00	
Elwood	Comtel Telcom Assets LP			X	\$1.00	Gosper	\$12.00	
Elwood	Ionex Communications North Inc			X	\$1.00	Gosper	\$3.00	
Elwood	Metropolitan Telecommunications			X	Not Reported	Gosper	\$14.84	
Johnson Lake	Orbitcom			X	\$1.00	Gosper	\$3.00	
Hyannis	First Communications, LLC			X	\$1.00	Gosper	\$0.00	
Grant County	See Keith							
Greeley County	See Region 26							
Alda	AT&T-C of the Midwest, Inc.			X	\$1.00	Hall	\$36.00	\$265,083.23
Alda	AT&T-C of the Midwest, Inc.			X	\$1.00	Hall	\$36.00	
Alda	McLeodUSA			X	\$1.00	Hall	\$1.00	
Aurora	Hamilton Telecommunications			X	\$1.00	Hall	\$12.00	
Aurora	Hamilton Telecommunications			X	\$1.00	Hall	\$13.64	
Cairo	Allo Communications			X	\$1.00	Hall	\$44.23	
Cairo	Comtel Telcom Assets LP			X	\$1.00	Hall	\$294.00	
Cairo	NT&T			X	\$1.00	Hall	\$1,648.00	
Cairo	Qwest			X	\$1.00	Hall	\$4,192.39	
Doniphan	Hamilton Telecommunications			X	\$1.00	Hall	\$9,029.15	
Doniphan	NT&T			X	\$1.00	Hall	\$40.00	
Grand Island	Allo Communications			X	\$1.00	Hall	\$125.82	
Grand Island	AT&T-C of the Midwest, Inc.			X	\$1.00	Hall	\$1,857.00	
Grand Island	AT&T-C of the Midwest, Inc.			X	\$1.00	Hall	\$1,857.00	

Name of Exchange	Incumbent or Competitive Local Exchange Carrier	Level of 911 Service			Monthly Surcharge Amount Approved by Jurisdiction	County in Which PSAP Resides	Total Annual Remittances	Annual Revenue Remitted to County
		Basic 911	ANI/ALI	E911				
Grand Island	BullsEye			X	\$1.00	Hall	\$246.00	
Grand Island	Ernest Communications, Inc.			X	Not Reported	Not Reported	\$0.00	
Grand Island	Level 3 Communications, LLC			X	\$1.00	Hall	\$543.00	
Grand Island	Matrix Telecom, d/b/a Trinsic Communications			X	\$1.00	Hall	\$157.00	
Grand Island	McLeodUSA			X	\$1.00	Hall	\$395.00	
Grand Island	NorthStar Telecom			X	\$1.00	Hall	\$1,334.00	
Grand Island	NT&T			X	\$1.00	Hall	\$21,816.00	
Grand Island	Orbitcom			X	\$1.00	Hall	\$1,475.00	
Grand Island	Windstream of the Midwest			X	\$1.00	Hall	\$34,060.00	
Grand Island	Metropolitan Telecommunications			X	Not Reported	Hall	\$24.14	
Grand Island/Alda	Qwest			X	\$1.00	Hall	\$176,219.70	
Hansen	Windstream			X	\$1.00	Hall	\$99.00	
Hansen	Windstream/NT&T			X	\$1.00	Hall	\$96.00	
Phillips	Hamilton Telecommunications			X	\$1.00	Hall	\$96.00	
Trumbull	Hamilton Telecommunications			X	\$1.00	Hall	\$3.00	
Wood River	Allo Communications			X	\$1.00	Hall	\$48.00	
Wood River	AT&T-C of the Midwest, Inc.			X	\$1.00	Hall	\$2.00	
Wood River	Ionex Communications North Inc.			X	\$1.00	Hall	\$41.00	
Wood River	NT&T			X	\$1.00	Hall	\$2,384.00	
Wood River	Qwest			X	\$1.00	Hall	\$6,401.17	
Grand Island	First Communications, LLC			X	\$1.00	Hall	\$457.00	
Aurora	NT&T			X	\$1.00	Hamilton	\$4.00	
Aurora	Hamilton Telecommunications			X	\$1.00	Hamilton	\$26.94	
Aurora	Hamilton Telecommunications			X	\$1.00	Hamilton	\$39,466.60	
Central City (Hamilton County)	Qwest			X	\$0.75	Hamilton	\$707.95	
Doniphan	Hamilton Telecommunications			X	\$1.00	Hamilton	\$20.94	
Giltner	Hamilton Telecommunications			X	\$1.00	Hamilton	\$3,632.40	
Hampton	Hamilton Telecommunications			X	\$1.00	Hamilton	\$4,369.14	
Hordville	Hamilton Telecommunications			X	\$1.00	Hamilton	\$1,523.58	
Marquette	Hamilton Telecommunications			X	\$1.00	Hamilton	\$3,483.83	
Marquette	NT&T			X	\$0.50	Hamilton	\$0.00	
Phillips	Hamilton Telecommunications			X	\$1.00	Hamilton	\$4,732.75	
Stockham	Hamilton Telecommunications			X	\$1.00	Hamilton	\$1,120.26	
Aurora	First Communications, LLC			X	\$1.00	Hamilton	\$0.00	
								\$59,088.39

Name of Exchange	Incumbent or Competitive Local Exchange Carrier	Level of 911 Service			Monthly Surcharge Amount Approved by Jurisdiction	County in Which PSAP Resides	Total Annual Remittances	Annual Revenue Remitted to County
		Basic 911	ANI/ ALI	E911				

Alma	Citizens Telecommunications Company of Nebraska*			X	\$1.00	Harlan	\$7,492.00	\$63,400.01
Alma	Citizens Telecommunications Company of Nebraska*			X	\$1.00	Phelps/ Holdrege	\$12.00	
Alma	NT&T			X	\$1.00	Harlan	\$359.00	
Alma	Pinpoint Communications, Inc.			X	\$1.00	Harlan/Phelps	\$467.00	
Atlanta	NT&T			X	\$1.00	City of Holdrege	\$100.00	
Atlanta	Pinpoint Communications, Inc.			X	\$1.00	Harlan/Phelps	\$56.00	
Atlanta	Qwest			X	\$1.00	Harlan/Phelps	\$589.14	
Beaver City	Citizens Telecommunications Company of Nebraska*			X	\$1.00	Harlan	\$21.00	
Bertrand	Citizens Telecommunications Company of Nebraska*			X	\$1.00	Harlan	\$18.00	
Bertrand	Citizens Telecommunications Company of Nebraska*			X	\$1.00	Phelps/ Holdrege	\$5,576.00	
Bertrand	NT&T			X	\$1.00	City of Holdrege	\$64.00	
Bertrand	Pinpoint Communications, Inc.			X	\$1.00	Harlan/Phelps	\$49.00	
Edison	Citizens Telecommunications Company of Nebraska*			X	\$1.00	Harlan	\$17.00	
Edison	Citizens Telecommunications Company of Nebraska*			X	\$1.00	Phelps/ Holdrege	\$15.00	
Franklin	Citizens Telecommunications Company of Nebraska*			X	\$1.00	Harlan	\$12.00	
Funk	Glenwood Telephone Membership Corporation			X	\$1.00	Phelps/ Holdrege	\$2,827.10	
Holdrege	First Communications, LLC			X	\$1.00	City of Holdrege	\$2.00	
Holdrege	Allo Communications			X	\$1.00	Harlan/Phelps	\$1,944.55	
Holdrege	AT&T-C of the Midwest, Inc.			X	\$1.00	Harlan/Phelps	\$31.50	
Holdrege	AT&T-C of the Midwest, Inc.			X	\$1.00	Harlan/Phelps	\$31.50	
Holdrege	First Communications, LLC			X	\$1.00	Phelps/ Holdrege	\$0.00	
Holdrege	Ionex Communications North Inc.			X	\$1.00	Phelps/ Holdrege	\$24.00	
Holdrege	Level 3 Communications, LLC			X	\$1.00	Harlan/Phelps	\$74.00	
Holdrege	NT&T			X	\$1.00	City of Holdrege	\$6,580.00	

Name of Exchange	Incumbent or Competitive Local Exchange Carrier	Level of 911 Service			Monthly Surcharge Amount Approved by Jurisdiction	County in Which PSAP Resides	Total Annual Remittances	Annual Revenue Remitted to County
		Basic 911	ANI/ALI	E911				
Holdrege	Pinpoint Communications, Inc.			X	\$1.00	Harlan/Phelps	\$390.00	
Holdrege	Qwest			X	\$1.00	Harlan/Phelps	\$24,379.04	
Huntley	Great Plains Communications			X	\$1.00	Harlan/Phelps	\$728.00	
Kearney	Citizens Telecommunications Company of Nebraska*			X	\$1.00	Harlan	\$35.00	
Kearney	Citizens Telecommunications Company of Nebraska*			X	\$1.00	Phelps/Holdrege	\$111.00	
Loomis	NT&T			X	\$1.00	City of Holdrege	\$24.00	
Loomis	Arapahoe Telephone Company			X	\$1.00	Phelps/Holdrege	\$3,380.18	
Orchard	Citizens Telecommunications Company of Nebraska*			X	\$1.00	Harlan	\$12.00	
Orleans	Citizens Telecommunications Company of Nebraska*			X	\$1.00	Harlan	\$3,121.00	
Orleans	NT&T			X	\$1.00	Harlan	\$81.00	
Oxford	NT&T			X	\$1.00	Harlan	\$696.00	
Republican City	Citizens Telecommunications Company of Nebraska*			X	\$1.00	Harlan	\$2,469.00	
Republican City	NT&T			X	\$1.00	Harlan	\$12.00	
Stamford	Citizens Telecommunications Company of Nebraska*			X	\$1.00	Harlan	\$1,600.00	
Hayes County	No Information Reported							
Culbertson	Great Plains Communications	X			\$0.50	Hitchcock	\$3,048.50	
Culbertson	NT&T	X			\$0.50	Hitchcock	\$48.00	
Hayes Center	Great Plains Communications	X			\$0.50	Hitchcock	\$1,697.50	
Palisade	Great Plains Communications	X			\$0.50	Hitchcock	\$1,872.00	
Stratton	Great Plains Communications	X			\$0.50	Hitchcock	\$1,801.00	
Trenton	Great Plains Communications	X			\$0.50	Hitchcock	\$2,847.00	
Atkinson	AT&T-C of the Midwest, Inc.			X	\$1.00	Holt/Boyd	\$12.00	\$76,242.62
Atkinson	AT&T-C of the Midwest, Inc.			X	\$1.00	Holt/Boyd	\$12.00	
Atkinson	Comtel Telcom Assets LP			X	\$1.00	Holt/Boyd	\$112.00	
Atkinson	Matrix Telecom, d/b/a Trinsic Communications			X	\$1.00	Holt/Boyd	\$24.00	
Atkinson	NT&T			X	\$1.00	Holt/Boyd	\$4,364.00	
Atkinson	Qwest			X	\$1.00	Holt/Boyd	\$9,826.38	
Bristow	Northeast Nebraska Telephone Company			X	\$1.00	Holt/Boyd	\$994.25	

Name of Exchange	Incumbent or Competitive Local Exchange Carrier	Level of 911 Service			Monthly Surcharge Amount Approved by Jurisdiction	County in Which PSAP Resides	Total Annual Remittances	Annual Revenue Remitted to County
		Basic 911	ANI/ALI	E911				
Butte	Northeast Nebraska Telephone Company			X	\$1.00	Holt/Boyd	\$3,946.17	
Chambers	K&M Telephone Co			X	\$1.00	Holt/Boyd	\$144.63	
Chambers	K&M Telephone Co			X	\$0.50	Village of Chambers	\$4,251.83	
Clearwater	Northeast Nebraska Telephone Company			X	\$1.00	Holt/Boyd	\$35.54	
Emmet	McLeodUSA			X	\$1.00	Holt/Boyd	\$1.00	
Ewing	Great Plains Communications			X	\$1.00	Holt/Boyd	\$4,045.00	
Inman	K&M Telephone Co			X	\$1.00	Holt/Boyd	\$1,775.73	
O'Neill	Ionex Communications North Inc.			X	\$1.00	Holt/Boyd	\$12.00	
O'Neill	McLeodUSA			X	\$1.00	Holt/Boyd	\$14.00	
O'Neill	NT&T			X	\$1.00	Holt/Boyd	\$6,650.00	
O'Neill	Orbitcom			X	\$1.00	Holt/Boyd	\$363.00	
O'Neill	Qwest			X	\$1.00	Holt/Boyd	\$25,531.69	
Page	Great Plains Communications			X	\$1.00	Holt/Boyd	\$2,347.00	
Spencer	Northeast Nebraska Telephone Company			X	\$1.00	Holt/Boyd	\$4,929.38	
Spencer	NT&T			X	\$1.00	Holt/Boyd	\$65.00	
Stuart	Northeast Nebraska Telephone Company			X	\$1.00	Holt/Boyd	\$6,565.02	
Stuart	NT&T			X	\$1.00	Holt/Boyd	\$221.00	
Hooker County	See Keith							\$28,948.06
Boelus	Nebraska Central Telephone Co.			X	\$1.00	Howard	\$1,985.17	
Dannebrog	Nebraska Central Telephone Co.			X	\$1.00	Howard	\$3,937.21	
Dannebrog	NT&T			X	\$1.00	Howard	\$48.00	
Elba	Nebraska Central Telephone Co.			X	\$1.00	Howard	\$1,465.73	
Elba	NT&T			X	\$1.00	Howard	\$24.00	
Farwell	Allo Communications			X	\$1.00	Howard	\$12.00	
Farwell	NT&T			X	\$1.00	Howard	\$593.00	
Farwell	Qwest			X	\$1.00	Howard	\$905.11	
Saint Libory	NT&T			X	\$1.00	Howard	\$1,285.00	
Saint Paul	AT&T-C of the Midwest, Inc.			X	\$0.50	Howard	\$96.00	
Saint Paul	AT&T-C of the Midwest, Inc.			X	\$0.50	Howard	\$96.00	

Name of Exchange	Incumbent or Competitive Local Exchange Carrier	Level of 911 Service			Monthly Surcharge Amount Approved by Jurisdiction	County in Which PSAP Resides	Total Annual Remittances	Annual Revenue Remitted to County
		Basic 911	ANI/ ALI	E911				
Saint Paul	NT&T			X	\$1.00	Howard	\$3,332.00	
St Libory	Qwest			X	\$1.00	Howard	\$2,442.71	
St Paul	Qwest			X	\$1.00	Howard	\$11,668.32	
St. Libory	Allo Communications			X	\$1.00	Howard	\$52.93	
St. Paul	Allo Communications			X	\$1.00	Howard	\$135.87	
Cotesfield	Great Plains Communications			X	\$1.00	Howard	\$847.00	
Saint Paul	First Communications, LLC			X	\$1.00	Howard	\$2.00	
St Libory	Comtel Telcom Assets LP			X	\$1.00	Howard	\$20.00	
Chester, Hubbell, Reynolds	Great Plains Communications			X	\$1.00	Jefferson	\$839.00	
Daykin	NT&T			X	\$1.00	Jefferson	\$39.00	
Daykin	Windstream			X	\$1.00	Jefferson	\$1,748.00	
Daykin	Windstream/NT&T			X	\$1.00	Jefferson	\$242.00	
Diller	Diller Telephone Co.			X	\$1.00	Jefferson	\$3,784.00	
Fairbury	NT&T			X	\$1.00	Jefferson	\$416.00	
Fairbury	Time Warner Cable Information Services (Nebraska) LLC			X	\$1.00	Jefferson	\$2,875.53	
Fairbury	Windstream			X	\$1.00	Jefferson	\$23,544.00	
Fairbury	Windstream/NT&T			X	\$1.00	Jefferson	\$2,653.00	
Harbine	Diller Telephone Co.			X	\$1.00	Jefferson	\$626.00	
Jansen	NT&T			X	\$1.00	Jefferson	\$31.00	
Jansen	Windstream			X	\$1.00	Jefferson	\$1,151.00	
Jansen	Windstream/NT&T			X	\$1.00	Jefferson	\$170.00	
Plattsmouth	Windstream			X	\$1.00	Jefferson	\$39,943.00	
Plattsmouth	Windstream/Guaranteed Phone Service			X	\$1.00	Jefferson	\$7.00	
Plattsmouth	Windstream/NT&T			X	\$1.00	Jefferson	\$2,662.00	
Plymouth	NT&T			X	\$1.00	Jefferson	\$36.00	
Plymouth	Windstream			X	\$1.00	Jefferson	\$3,647.00	
Plymouth	Windstream/NT&T			X	\$1.00	Jefferson	\$499.00	
Steele City	NT&T			X	\$1.00	Jefferson	\$34.00	
Steele City	Windstream			X	\$1.00	Jefferson	\$586.00	
Steele City	Windstream/NT&T			X	\$1.00	Jefferson	\$153.00	
Burr	Windstream			X	\$1.00	Johnson	\$965.00	
Burr	Windstream/NT&T			X	\$1.00	Johnson	\$55.00	
Cook	NT&T			X	\$1.00	Johnson	\$19.00	

\$85,685.53
\$22,921.00

Name of Exchange	Incumbent or Competitive Local Exchange Carrier	Level of 911 Service			Monthly Surcharge Amount Approved by Jurisdiction	County in Which PSAP Resides	Total Annual Remittances	Annual Revenue Remitted to County
		Basic 911	ANI/ALI	E911				
Cook	Windstream			X	\$1.00	Johnson	\$2,725.00	
Cook	Windstream/NT&T			X	\$1.00	Johnson	\$108.00	
Crab Orchard	NT&T			X	\$1.00	Johnson	\$5.00	
Crab Orchard	Windstream			X	\$1.00	Johnson	\$598.00	
Crab Orchard	Windstream/NT&T			X	\$1.00	Johnson	\$117.00	
Elk Creek	NT&T			X	\$1.00	Johnson	\$13.00	
Elk Creek	Windstream			X	\$1.00	Johnson	\$913.00	
Elk Creek	Windstream/NT&T			X	\$1.00	Johnson	\$179.00	
Sterling	NT&T			X	\$1.00	Johnson	\$40.00	
Sterling	Windstream			X	\$1.00	Johnson	\$4,199.00	
Sterling	Windstream/NT&T			X	\$1.00	Johnson	\$413.00	
Tecumseh	Level 3 Communications, LLC			X	\$1.00	Johnson	\$58.00	
Tecumseh	NT&T			X	\$1.00	Johnson	\$152.00	
Tecumseh	Time Warner Cable Information Services (Nebraska) LLC			X	\$1.00	Johnson	\$429.00	\$29,083.75
Tecumseh	Windstream			X	\$1.00	Johnson	\$10,904.00	
Tecumseh	Windstream/NT&T			X	\$1.00	Johnson	\$1,029.00	
Albion	Citizens Telecommunications Company of Nebraska*			X	\$1.00	Kearney	\$129.00	
Axtell	Allo Communications			X	\$1.00	Kearney	\$24.00	
Axtell	AT&T-C of the Midwest, Inc.			X	\$1.00	Kearney	\$7.00	
Axtell	AT&T-C of the Midwest, Inc.			X	\$1.00	Kearney	\$7.00	
Axtell	NT&T			X	\$1.00	Kearney	\$1,198.00	
Axtell	Qwest			X	\$1.00	Kearney	\$3,276.41	
Heartwell	Citizens Telecommunications Company of Nebraska*			X	\$1.00	Kearney	\$1,006.00	
Heartwell	Pinpoint Communications, Inc.			X	\$1.00	Kearney	\$12.00	
Hildreth	Citizens Telecommunications Company of Nebraska*			X	\$1.00	Kearney	\$36.00	
Kearney	Citizens Telecommunications Company of Nebraska*			X	\$1.00	Kearney	\$1,690.00	
Kearney	Ionex Communications North Inc.			X	\$1.00	Kearney	\$48.00	
Minden	Allo Communications			X	\$1.00	Kearney	\$648.33	
Minden	AT&T-C of the Midwest, Inc.			X	\$1.00	Kearney	\$12.00	
Minden	AT&T-C of the Midwest, Inc.			X	\$1.00	Kearney	\$12.00	

Name of Exchange	Incumbent or Competitive Local Exchange Carrier	Level of 911 Service			Monthly Surcharge Amount Approved by Jurisdiction	County in Which PSAP Resides	Total Annual Remittances	Annual Revenue Remitted to County
		Basic 911	ANI/ ALI	E911				

Minden	Level 3 Communications, LLC			X	\$1.00	Kearney	\$14.00	
Minden	NT&T			X	\$1.00	Kearney	\$4,692.00	
Minden	Pinpoint Communications, Inc.			X	\$1.00	Kearney	\$234.00	
Minden	Qwest			X	\$1.00	Kearney	\$12,509.01	
Minden	Comtel Telcom Assets LP			X	\$1.00	Kearney	\$24.00	
Ord	Citizens Telecommunications Company of Nebraska*			X	\$1.00	Kearney	\$24.00	
Ragan	Great Plains Communications			X	\$1.00	Kearney	\$656.00	
Wilcox	Great Plains Communications			X	\$1.00	Kearney	\$2,813.00	
Minden	First Communications, LLC			X	\$1.00	Kearney	\$12.00	
Keya Paha	No Information Reported							
Arthur	Consolidated Telephone Company			X	\$0.60	Arthur	\$1,475.51	\$76,133.39
South Big Springs	Comtel Telcom Assets LP			X	\$0.50	Deuel	\$12.00	
Ashby	Consolidated Telephone Company			X	\$1.00	Grant	\$905.52	
Bingham	Consolidated Telephone Company			X	\$1.00	Grant	\$490.64	
Hyannis	Consolidated Telephone Company			X	\$1.00	Grant	\$4,154.23	
Whitman	Consolidated Telephone Company			X	\$1.00	Grant	\$1,318.51	
Mullen	Consolidated Telephone Company			X	\$1.00	Hooker	\$6,380.26	
Brule	Applied Communications Technology			X	\$1.00	Keith	\$36.00	
Brule	Arapahoe Telephone Company			X	\$1.00	Keith	\$3,572.53	
Lewellen (Keith Co.)	EMBARQ			X	\$1.00	Keith	\$120.00	
Big Springs	Allo Communications			X	\$1.00	Keith	\$191.06	
Big Springs	AT&T-C of the Midwest, Inc.			X	\$1.00	Keith	\$33.00	
Big Springs	AT&T-C of the Midwest, Inc.			X	\$1.00	Keith	\$33.00	
Big Springs	Comtel Telcom Assets LP			X	\$1.00	Keith	\$10.00	
Keystone	Keystone-Arthur			X	\$1.00	Keith	\$2,461.00	
Lemoyne	Keystone-Arthur			X	\$1.00	Keith	\$3,238.00	
Ogallala	Allo Communications			X	\$1.00	Keith	\$4,881.40	
Ogallala	AT&T-C of the Midwest, Inc.			X	\$1.00	Keith	\$64.00	
Ogallala	AT&T-C of the Midwest, Inc.			X	\$1.00	Keith	\$64.00	

Name of Exchange	Incumbent or Competitive Local Exchange Carrier	Level of 911 Service			Monthly Surcharge Amount Approved by Jurisdiction	County in Which PSAP Resides	Total Annual Remittances	Annual Revenue Remitted to County
		Basic 911	ANI/ ALI	E911				

Ogallala	BullsEye			X	\$1.00	Keith	\$20.00	
Ogallala	First Communications, LLC			X	\$1.00	Keith	\$36.00	
Ogallala	Ionex Communications North Inc.			X	\$1.00	Keith	\$84.00	
Ogallala	McLeodUSA			X	\$1.00	Keith	\$1.00	
Ogallala	Mobius Communications Company			X	\$1.00	Keith	\$0.00	
Ogallala	NT&T			X	\$1.00	Keith	\$4,974.00	
Ogallala	OrbitCom			X	\$1.00	Keith	\$542.00	
Ogallala	Pinpoint Communications, Inc.			X	\$1.00	Keith	\$0.00	
Ogallala	Qwest			X	\$1.00	Keith	\$27,981.73	
Paxton	Consolidated Telco, Inc			X	\$1.00	Keith	\$5,535.00	
Paxton	NT&T			X	\$1.00	Keith	\$84.00	
Stapleton	Great Plains Communications			X	\$1.00	Keith	\$4,385.00	
Tryon	Great Plains Communications			X	\$1.00	Keith	\$3,050.00	
Bushnell	Dalton Telephone Co.			X	\$1.00	Kimball	\$2,020.00	\$3,813.00
Dix	Dalton Telephone Co.			X	\$1.00	Kimball	\$1,793.00	
Bloomfield Knox	Great Plains Communications			X	\$1.00	Knox	\$13,586.00	\$56,702.00
Center	Great Plains Communications			X	\$1.00	Knox	\$1,700.00	
Creighton	Great Plains Communications			X	\$1.00	Knox	\$11,376.00	
Crofton	Great Plains Communications			X	\$1.00	Knox	\$8,530.00	
Niobrara	Great Plains Communications			X	\$1.00	Knox	\$7,124.00	
Verdigre	Great Plains Communications			X	\$1.00	Knox	\$5,732.00	
Walnut	Great Plains Communications			X	\$1.00	Knox	\$707.00	
Wausa	Great Plains Communications			X	\$1.00	Knox	\$6,539.00	
Winnetoona	Great Plains Communications			X	\$1.00	Knox	\$1,408.00	
Bennet	NT&T			X	\$1.00	Lancaster	\$125.00	\$1,268,716.30
Bennet	Windstream			X	\$1.00	Lancaster	\$7,388.00	
Bennet	Windstream/Guaranteed Phone Service			X	\$1.00	Lancaster	\$4.00	
Bennet	Windstream/NT&T			X	\$1.00	Lancaster	\$487.00	
Cortland	Windstream			X	\$1.00	Lancaster	\$254.00	
Cortland	Windstream/NT&T			X	\$1.00	Lancaster	\$101.00	
Davey	NT&T			X	\$1.00	Lancaster	\$10.00	
Davey	Windstream			X	\$1.00	Lancaster	\$4,389.00	
Davey	Windstream/NT&T			X	\$1.00	Lancaster	\$283.00	
Denton	NT&T			X	\$1.00	Lancaster	\$75.00	

Name of Exchange	Incumbent or Competitive Local Exchange Carrier	Level of 911 Service			Monthly Surcharge Amount Approved by Jurisdiction	County in Which PSAP Resides	Total Annual Remittances	Annual Revenue Remitted to County
		Basic 911	ANI/ALI	E911				

Denton	Windstream			X	\$1.00	Lancaster	\$5,083.00	
Denton	Windstream/NT&T			X	\$1.00	Lancaster	\$186.00	
Eagle	Windstream			X	\$1.00	Lancaster	\$7,134.00	
Eagle	Windstream/NT&T			X	\$1.00	Lancaster	\$199.00	
Firth	NT&T			X	\$1.00	Lancaster	\$162.00	
Firth	Windstream			X	\$1.00	Lancaster	\$6,117.00	
Firth	Windstream/NT&T			X	\$1.00	Lancaster	\$405.00	
Greenwood	Windstream			X	\$1.00	Lancaster	\$161.00	
Greenwood	Windstream/NT&T			X	\$1.00	Lancaster	\$78.00	
Hallam	NT&T			X	\$1.00	Lancaster	\$59.00	
Hallam	Windstream			X	\$1.00	Lancaster	\$1,727.00	
Hallam	Windstream/NT&T			X	\$1.00	Lancaster	\$158.00	
Hickman	NT&T			X	\$1.00	Lancaster	\$54.00	
Hickman	Windstream			X	\$1.00	Lancaster	\$10,119.00	
Hickman	Windstream/NT&T			X	\$1.00	Lancaster	\$484.00	
Lincoln	Ernest Communications, Inc.			X	Not Reported	Not Reported	\$0.00	
Lincoln	Level 3 Communications, LLC			X	\$1.00	Lancaster	\$231.00	
Lincoln	Level 3 Communications, LLC			X	\$1.00	Lancaster	\$23,596.87	
Lincoln	NorthStar Telecom			X	\$1.00	Lancaster	\$1.00	
Lincoln	NT&T			X	\$1.00	Lancaster	\$5,242.00	
Lincoln	Orbitcom			X	\$1.00	Lancaster	\$9.00	
Lincoln	Time Warner Cable Information Services (Nebraska) LLC			X	\$1.00	Lancaster	\$182,633.43	
Lincoln	Windstream			X	\$1.00	Lancaster	\$932,014.00	
Lincoln	Windstream/Guaranteed Phone Service			X	\$1.00	Lancaster	\$31.00	
Lincoln	Windstream/NT&T			X	\$1.00	Lancaster	\$34,667.00	
Malcolm	NT&T			X	\$1.00	Lancaster	\$37.00	
Malcolm	Windstream			X	\$1.00	Lancaster	\$6,094.00	
Malcolm	Windstream/NT&T			X	\$1.00	Lancaster	\$239.00	
Martel	NT&T			X	\$1.00	Lancaster	\$91.00	
Martell	Windstream			X	\$1.00	Lancaster	\$3,791.00	
Martell	Windstream/NT&T			X	\$1.00	Lancaster	\$239.00	
Panama	NT&T			X	\$1.00	Lancaster	\$12.00	
Panama	Windstream			X	\$1.00	Lancaster	\$2,673.00	
Panama	Windstream/NT&T			X	\$1.00	Lancaster	\$171.00	

Name of Exchange	Incumbent or Competitive Local Exchange Carrier	Level of 911 Service			Monthly Surcharge Amount Approved by Jurisdiction	County in Which PSAP Resides	Total Annual Remittances	Annual Revenue Remitted to County
		Basic 911	ANI/ALI	E911				
Pleasant Dale	NT&T			X	\$1.00	Lancaster	\$122.00	
Pleasant Dale	Windstream			X	\$1.00	Lancaster	\$2,784.00	
Pleasant Dale	Windstream/NT&T			X	\$1.00	Lancaster	\$191.00	
Raymond	NT&T			X	\$1.00	Lancaster	\$160.00	
Raymond	Windstream			X	\$1.00	Lancaster	\$5,190.00	
Raymond	Windstream/NT&T			X	\$1.00	Lancaster	\$328.00	
Valparaiso	NT&T			X	\$1.00	Lancaster	\$72.00	
Valparaiso	Windstream			X	\$1.00	Lancaster	\$5,721.00	
Valparaiso	Windstream/NT&T			X	\$1.00	Lancaster	\$412.00	
Waverly	NT&T			X	\$1.00	Lancaster	\$393.00	
Waverly	Windstream			X	\$1.00	Lancaster	\$15,348.00	
Waverly	Windstream/NT&T			X	\$1.00	Lancaster	\$981.00	
Brady	Consolidated Telecom, Inc.			X	\$1.00	Lincoln	\$4,903.79	\$188,345.13
Gothenburg	Allo Communications			X	\$1.00	Gothenburg PD	\$738.42	
Gothenburg	Qwest			X	\$1.00	Lincoln	\$14,253.72	
Hersey	NT&T			X	\$1.00	Lincoln	\$12.00	
Hershey	Hershey Cooperative Telephone Co.			X	\$1.00	Lincoln	\$7,856.50	
Maxwell	Consolidated Telecom, Inc.			X	\$1.00	Lincoln	\$3,211.52	
North Platte	Matrix Telecom, d/b/a Trinsic Communications			X	\$1.00	Lincoln	\$12.00	
North Platte	Allo Communications			X	\$1.00	Lincoln	\$2,889.32	
North Platte	AT&T-C of the Midwest, Inc.			X	\$1.00	Lincoln	\$1,107.00	
North Platte	AT&T-C of the Midwest, Inc.			X	\$1.00	Lincoln	\$1,107.00	
North Platte	BullsEye			X	\$1.00	Lincoln	\$268.00	
North Platte	Comtel Telcom Assets LP			X	\$1.00	Lincoln	\$295.00	
North Platte	Ernest Communications, Inc.			X	Not Reported	Not Reported	\$0.00	
North Platte	First Communications, LLC			X	\$1.00	Lincoln	\$377.00	
North Platte	Ionex Communications North Inc			X	\$1.00	Lincoln	\$179.00	
North Platte	Level 3 Communications, LLC			X	\$1.00	Lincoln	\$723.00	
North Platte	McLeodUSA			X	\$1.00	Lincoln	\$124.00	
North Platte	NorthStar Telecom			X	\$1.00	Lincoln	\$992.00	
North Platte	NT&T			X	\$1.00	Lincoln	\$15,665.00	
North Platte	OrbitCom			X	\$1.00	Lincoln	\$612.00	
North Platte	Pinpoint Communications, Inc.			X	\$1.00	Lincoln	\$12.00	
North Platte	Qwest			X	\$1.00	Lincoln	\$107,572.92	

Name of Exchange	Incumbent or Competitive Local Exchange Carrier	Level of 911 Service			Monthly Surcharge Amount Approved by Jurisdiction	County in Which PSAP Resides	Total Annual Remittances	Annual Revenue Remitted to County
		Basic 911	ANI/ ALI	E911				

North Platte	Time Warner Cable Information Services (Nebraska) LLC			X	\$1.00	Lincoln	\$0.00	
North Platte	Windstream of the Midwest			X	\$1.00	Lincoln	\$13,229.00	
Stapleton	NT&T			X	\$1.00	Lincoln	\$24.00	
Sutherland	Great Plains Communications			X	\$1.00	Lincoln	\$8,571.00	
Wallace	Consolidated Telco, Inc			X	\$1.00	Lincoln	\$3,609.94	
Logan County	No Information Reported							
Loup County	See Region 26							
Albion	Citizens Telecommunications Company of Nebraska*			X	\$1.00	Madison	\$36.00	\$46,262.12
Battle Creek	Citizens Telecommunications Company of Nebraska*			X	\$1.00	Madison	\$9,083.00	
Battle Creek	NT&T			X	\$1.00	Madison	\$160.00	
Brunswick	Citizens Telecommunications Company of Nebraska*			X	\$1.00	Madison	\$13.00	
Columbus	Citizens Telecommunications Company of Nebraska*			X	\$1.00	Madison	\$47.00	
Madison	AT&T-C of the Midwest, Inc.			X	\$1.00	Madison	\$12.00	
Madison	AT&T-C of the Midwest, Inc.			X	\$1.00	Madison	\$12.00	
Madison	Citizens Telecommunications Company of Nebraska*			X	\$1.00	Madison	\$11,891.00	
Madison	Level 3 Communications, LLC			X	\$1.00	Madison	\$1,185.12	
Madison	NT&T			X	\$1.00	Madison	\$368.00	
Meadow Grove	Eastern Nebraska Telephone Co.			X	\$1.00	Madison	\$3,060.00	
Meadow Grove	NT&T			X	\$1.00	Madison	\$24.00	
Neligh	Citizens Telecommunications Company of Nebraska*			X	\$1.00	Madison	\$6.00	
Newman Grove	Citizens Telecommunications Company of Nebraska*			X	\$1.00	Madison	\$3,910.00	
Norfolk	AT&T-C of the Midwest, Inc.			X	\$1.00	Madison	\$122.00	
Norfolk	AT&T-C of the Midwest, Inc.			X	\$1.00	Madison	\$122.00	
Norfolk	OrbitCom			X	\$1.00	Madison	\$10,131.00	
Platte Center	Citizens Telecommunications Company of Nebraska*			X	\$1.00	Madison	\$6.00	
Tilden	AT&T-C of the Midwest, Inc.			X	\$1.00	Madison	\$0.00	

Name of Exchange	Incumbent or Competitive Local Exchange Carrier	Level of 911 Service			Monthly Surcharge Amount Approved by Jurisdiction	County in Which PSAP Resides	Total Annual Remittances	Annual Revenue Remitted to County
		Basic 911	ANI/ ALI	E911				

Tilden	AT&T-C of the Midwest, Inc.			X	\$1.00	Madison	\$0.00	
Tilden	Citizens Telecommunications Company of Nebraska*			X	\$1.00	Madison	\$6,032.00	
Tilden	NT&T			X	\$1.00	Madison	\$42.00	
Norfolk	First Communications, LLC			X	\$1.00	Madison	\$0.00	
McPherson County	No Information Reported							
Archer	Great Plains Communications			X	\$1.00	Merrick	\$958.00	
Archer	NT&T			X	\$1.00	Merrick	\$44.00	
Central	AT&T-C of the Midwest, Inc.			X	\$1.00	Merrick	\$29.00	
Central	AT&T-C of the Midwest, Inc.			X	\$1.00	Merrick	\$29.00	
Central City	Allo Communications			X	\$1.00	Merrick	\$188.20	
Central City	Ionex Communications North Inc			X	\$1.00	Merrick	\$50.00	
Central City	Level 3 Communications, LLC			X	\$1.00	Merrick	\$466.00	
Central City	McLeodUSA			X	\$1.00	Merrick	\$2.00	
Central City	NorthStar Telecom			X	\$0.50	Merrick	\$1.50	
Central City	NT&T			X	\$1.00	Merrick	\$4,987.00	
Central City	OrbitCom			X	\$1.00	Merrick	\$18.00	
Central City	Qwest			X	\$0.50	Merrick	\$15,094.34	
Chapman	Great Plains Communications			X	\$1.00	Merrick	\$3,848.00	
Clarks	Clarks Telecom			X	\$1.00	Merrick	\$5,543.93	
Duncan	Citizens Telecommunications Company of Nebraska*			X	\$1.00	Merrick	\$5.00	
Grand Island	Windstream of the Midwest			X	\$1.00	Merrick	\$84.00	
Greeley	Citizens Telecommunications Company of Nebraska*			X	\$1.00	Merrick	\$12.00	
Palmer	Citizens Telecommunications Company of Nebraska*			X	\$1.00	Merrick	\$4,435.00	
Palmer	NT&T			X	\$1.00	Merrick	\$192.00	
Silver Creek	Allo Communications			X	\$1.00	Merrick	\$76.37	
Silver Creek	NT&T			X	\$1.00	Merrick	\$953.00	
Silver Creek	Qwest			X	\$0.50	Merrick	\$2,951.47	
Central City	Comtel Telcom Assets LP			X	\$1.00	Merrick	\$21.00	
Central City	First Communications, LLC			X	\$1.00	Merrick	\$12.00	\$40,000.81

Name of Exchange	Incumbent or Competitive Local Exchange Carrier	Level of 911 Service			Monthly Surcharge Amount Approved by Jurisdiction	County in Which PSAP Resides	Total Annual Remittances	Annual Revenue Remitted to County
		Basic 911	ANI/ALI	E911				
Norman, Holstein, Roseland, Bladen, Lawrence, Blue Hill, Upland & Campbell	Glenwood Telephone Membership Corporation	X			\$1.00	Mid Rivers 911	\$24,037.02	\$35,756.02
Red Cloud	Great Plains Communications	X			\$1.00	Mid Rivers 911	\$11,719.00	
Bayard	NT&T	X			\$1.00	Morrill	\$59.00	\$4,152.51
Bridgeport	Allo Communications	X			\$1.00	Morrill	\$461.53	
Bridgeport	Comtel Telcom Assets LP	X			\$1.00	Morrill	\$28.00	
Bridgeport	Ionex Communications North Inc.	X			\$1.00	Morrill	\$32.00	
Bridgeport	Mobius Communications Company	X			\$1.00	Morrill	\$32.98	
Bridgeport	NT&T	X			\$1.00	Morrill	\$2,989.00	
Bridgeport	OrbitCom	X			\$1.00	Morrill	\$538.00	
Broadwater	NT&T	X			\$1.00	Morrill	\$12.00	
Albion	Citizens Telecommunications Company of Nebraska*			X	\$1.00	Nance	\$24.00	\$8,679.53
Belgrade	Great Plains Communications			X	\$1.00	Nance	\$1,393.00	
Columbus	Citizens Telecommunications Company of Nebraska*			X	\$1.00	Nance	\$34.00	
Fullerton	Allo Communications			X	\$1.00	Nance	\$101.03	
Fullerton	AT&T-C of the Midwest, Inc.			X	\$1.00	Nance	\$72.00	
Fullerton	AT&T-C of the Midwest, Inc.			X	\$1.00	Nance	\$72.00	
Fullerton	BullsEye			X	\$1.00	Nance	\$10.00	
Fullerton	Ionex Communications North Inc.			X	\$1.00	Nance	\$12.00	
Fullerton	Level 3 Communications, LLC			X	\$1.00	Nance	\$353.00	
Fullerton	NT&T			X	\$0.50	Nance	\$1,164.50	
Genoa	Citizens Telecommunications Company of Nebraska*			X	\$1.00	Nance	\$5,411.00	
Monroe	Citizens Telecommunications Company of Nebraska*			X	\$1.00	Nance	\$9.00	
Palmer	Citizens Telecommunications Company of Nebraska*			X	\$1.00	Nance	\$24.00	
Auburn	Level 3 Communications, LLC			X	\$1.00	Nemaha	\$62.50	\$37,885.41
Auburn	NT&T			X	\$1.00	Nemaha	\$153.00	
Auburn	Time Warner Cable Information Services (Nebraska) LLC			X	\$1.00	Nemaha	\$4,023.91	

Name of Exchange	Incumbent or Competitive Local Exchange Carrier	Level of 911 Service			Monthly Surcharge Amount Approved by Jurisdiction	County in Which PSAP Resides	Total Annual Remittances	Annual Revenue Remitted to County
		Basic 911	ANI/ ALI	E911				
Auburn	Windstream			X	\$1.00	Nemaha	\$20,560.00	
Auburn	Windstream/NT&T			X	\$1.00	Nemaha	\$1,416.00	
Brock	NT&T			X	\$1.00	Nemaha	\$30.00	
Brock	Windstream			X	\$1.00	Nemaha	\$1,206.00	
Brock	Windstream/NT&T			X	\$1.00	Nemaha	\$114.00	
Brownville	NT&T			X	\$1.00	Nemaha	\$42.00	
Brownville	Windstream			X	\$1.00	Nemaha	\$1,943.00	
Brownville	Windstream/NT&T			X	\$1.00	Nemaha	\$115.00	
Dubois	Windstream			X	\$1.00	Nemaha	\$74.00	
Johnson	NT&T			X	\$1.00	Nemaha	\$153.00	
Johnson	Windstream			X	\$1.00	Nemaha	\$3,204.00	
Johnson	Windstream/NT&T			X	\$1.00	Nemaha	\$476.00	
Julian	NT&T			X	\$1.00	Nemaha	\$1.00	
Julian	Windstream			X	\$1.00	Nemaha	\$742.00	
Julian	Windstream/NT&T			X	\$1.00	Nemaha	\$11.00	
Nemaha	NT&T			X	\$1.00	Nemaha	\$8.00	
Nemaha	Windstream			X	\$0.50	Nemaha	\$604.50	
Nemaha	Windstream/NT&T			X	\$0.50	Nemaha	\$57.50	
Peru	NT&T			X	\$1.00	Nemaha	\$18.00	
Peru	Windstream			X	\$1.00	Nemaha	\$2,721.00	
Peru	Windstream/NT&T			X	\$1.00	Nemaha	\$150.00	
Norfolk	Allo Communications			X	\$1.00	Norfolk PD/Madison	\$1.57	\$126,365.88
Norfolk	BullsEye			X	\$1.00	Norfolk PD/Madison	\$153.00	
Norfolk	Comtel Telcom Assets LP			X	\$1.00	Norfolk PD/Madison	\$232.00	
Norfolk	Ernest Communications, Inc.			X	Not Reported	Not Reported	\$0.00	
Norfolk	First Communications, LLC			X	\$1.00	Norfolk PD/Madison	\$266.00	
Norfolk	Ionex Communications North Inc			X	\$1.00	Norfolk PD/Madison	\$349.00	
Norfolk	Level 3 Communications, LLC			X	\$1.00	Norfolk PD/Madison	\$12,883.00	
Norfolk	McLeodUSA			X	\$1.00	Norfolk PD/Madison	\$268.00	
Norfolk	NT&T			X	\$1.00	Norfolk PD/Madison	\$18,529.00	
Norfolk	Qwest			X	\$1.00	Norfolk PD/Madison	\$84,088.55	

Name of Exchange	Incumbent or Competitive Local Exchange Carrier	Level of 911 Service			Monthly Surcharge Amount Approved by Jurisdiction	County in Which PSAP Resides	Total Annual Remittances	Annual Revenue Remitted to County
		Basic 911	ANI/ALI	E911				
Norfolk	NorthStar Telecom			X	\$1.00	Norfolk PD/Madison	\$1,114.00	
Pilger	AT&T-C of the Midwest, Inc.			X	\$1.00	Norfolk PD/Madison	\$61.00	
Pilger	AT&T-C of the Midwest, Inc.			X	\$1.00	Norfolk PD/Madison	\$61.00	
Pilger	McLeodUSA			X	\$1.00	Norfolk PD/Madison	\$1.00	
Pilger	NT&T			X	\$1.00	Norfolk PD/Madison	\$1,000.00	
Pilger	Qwest			X	\$1.00	Norfolk PD/Madison	\$7,358.76	
Guide Rock	NT&T			X	\$1.00	Nuckolls	\$37.00	\$25,343.00
Guide Rock	Windstream			X	\$1.00	City of Guide Rock	\$2,003.00	
Guide Rock	Windstream/NT&T			X	\$1.00	City of Guide Rock	\$230.00	
Hardy	NT&T			X	\$1.00	Nuckolls	\$47.00	
Hardy	Windstream			X	\$1.00	Nuckolls	\$1,466.00	
Hardy	Windstream/NT&T			X	\$1.00	Nuckolls	\$125.00	
Nelson	NT&T			X	\$0.50	Nuckolls	\$106.00	
Nelson	Windstream			X	\$1.00	Nuckolls	\$4,325.00	
Nelson	Windstream/NT&T			X	\$1.00	Nuckolls	\$718.00	
Ruskin	NT&T			X	\$1.00	Nuckolls	\$44.00	
Ruskin	Windstream			X	\$1.00	Nuckolls	\$1,245.00	
Ruskin	Windstream/NT&T			X	\$1.00	Nuckolls	\$138.00	
Superior	NT&T			X	\$1.00	Nuckolls	\$126.00	
Superior	Windstream			X	\$1.00	Nuckolls	\$13,452.00	
Superior	Windstream/NT&T			X	\$1.00	Nuckolls	\$1,281.00	
Burr	NT&T			X	\$1.00	Otoe	\$6.00	
Cook	Windstream			X	\$1.00	Otoe	\$50.00	
Cook	Windstream/NT&T			X	\$1.00	Otoe	\$12.00	
Douglas	NT&T			X	\$1.00	Otoe	\$41.00	
Douglas	Windstream			X	\$1.00	Otoe	\$1,930.00	
Douglas	Windstream/NT&T			X	\$1.00	Otoe	\$183.00	
Dunbar	NT&T			X	\$1.00	Otoe	\$36.00	\$76,989.00
Dunbar	Windstream			X	\$1.00	Otoe	\$2,250.00	
Dunbar	Windstream/NT&T			X	\$1.00	Otoe	\$144.00	
Nebraska City	Windstream/Guaranteed Phone Service			X	\$1.00	Otoe	\$12.00	

Name of Exchange	Incumbent or Competitive Local Exchange Carrier	Level of 911 Service			Monthly Surcharge Amount Approved by Jurisdiction	County in Which PSAP Resides	Total Annual Remittances	Annual Revenue Remitted to County
		Basic 911	ANI/ ALI	E911				
Nebraska City	Level 3 Communications, LLC			X	\$1.00	Otoe	\$158.00	
Nebraska City	NT&T			X	\$1.00	Otoe	\$143.00	
Nebraska City	Time Warner Cable Information Services (Nebraska) LLC			X	\$1.00	Otoe	\$7,545.00	
Nebraska City	Windstream			X	\$1.00	Otoe	\$36,861.00	
Nebraska City	Windstream/NT&T			X	\$1.00	Otoe	\$1,388.00	
Otoe	Windstream			X	\$1.00	Otoe	\$1,100.00	
Otoe	Windstream/NT&T			X	\$1.00	Otoe	\$161.00	
Palmyra	NT&T			X	\$1.00	Otoe	\$43.00	
Palmyra	Windstream			X	\$1.00	Otoe	\$5,164.00	
Palmyra	Windstream/NT&T			X	\$1.00	Otoe	\$350.00	
Syracuse	NT&T			X	\$1.00	Otoe	\$251.00	
Syracuse	Windstream			X	\$1.00	Otoe	\$13,311.00	
Syracuse	Windstream/NT&T			X	\$1.00	Otoe	\$1,068.00	
Talmage	NT&T			X	\$1.00	Otoe	\$30.00	
Talmage	Windstream			X	\$1.00	Otoe	\$1,777.00	
Talmage	Windstream/NT&T			X	\$1.00	Otoe	\$184.00	
Unadilla	NT&T			X	\$1.00	Otoe	\$25.00	
Unadilla	Windstream			X	\$1.00	Otoe	\$2,511.00	
Unadilla	Windstream/NT&T			X	\$1.00	Otoe	\$255.00	
Burchard	NT&T			X	\$1.00	Pawnee	\$81.00	\$13,646.28
Burchard	Windstream			X	\$1.00	Pawnee	\$1,442.00	
Burchard	Windstream/NT&T			X	\$1.00	Pawnee	\$334.00	
Dubois	NT&T			X	\$1.00	Pawnee	\$22.00	
Dubois	Windstream			X	\$1.00	Pawnee	\$1,274.00	
Dubois	Windstream/NT&T			X	\$1.00	Pawnee	\$165.00	
Pawnee City	NT&T			X	\$1.00	Pawnee	\$28.00	
Pawnee City	Time Warner Cable Information Services (Nebraska) LLC			X	\$1.00	Pawnee	\$495.28	
Pawnee City	Windstream			X	\$1.00	Pawnee	\$5,933.00	
Pawnee City	Windstream/NT&T			X	\$1.00	Pawnee	\$695.00	
Steinauer	NT&T			X	\$1.00	Pawnee	\$23.00	
Steinauer	Windstream			X	\$1.00	Pawnee	\$1,001.00	
Steinauer	Windstream/NT&T			X	\$1.00	Pawnee	\$93.00	
Table Rock	NT&T			X	\$1.00	Pawnee	\$40.00	

Name of Exchange	Incumbent or Competitive Local Exchange Carrier	Level of 911 Service			Monthly Surcharge Amount Approved by Jurisdiction	County in Which PSAP Resides	Total Annual Remittances	Annual Revenue Remitted to County
		Basic 911	ANI/ ALI	E911				

Table Rock	Windstream			X	\$1.00	Pawnee	\$1,787.00	\$18,655.50
Table Rock	Windstream/NT&T			X	\$1.00	Pawnee	\$233.00	
Elsie	Elsie Communications, Inc.			X	\$1.00	Perkins	\$2,374.00	
Grant	AT&T-C of the Midwest, Inc.			X	\$1.00	Perkins	\$24.00	
Grant	AT&T-C of the Midwest, Inc.			X	\$1.00	Perkins	\$24.00	
Grant	Great Plains Communications			X	\$1.00	Perkins	\$11,609.00	
Madrid	Consolidated Telco, Inc			X	\$1.00	Perkins	\$2,873.50	
Venango	NT&T			X	\$1.00	Perkins	\$36.00	
Venango & West Venango, CO	Great Plains Communications			X	\$1.00	Perkins	\$1,715.00	
Phelps County	See Harlan/Phelps							
Hoskins	Pierce Telephone Co., Inc.	X			\$1.00	Village of Hoskins	\$4,331.00	\$17,106.04
Osmond	Eastern Nebraska Telephone Co.	X			\$1.00	City of Osmond	\$6,575.00	
Pierce	Pierce Telephone Co., Inc.	X			\$0.00	Pierce	\$0.00	
Plainview	Plainview Telephone Co., Inc.	X			\$0.50	City of Plainview	\$6,200.04	
Albion	Citizens Telecommunications Company of Nebraska*			X	\$1.00	Platte	\$29.00	\$195,292.16
Albion	Citizens Telecommunications Company of Nebraska*			X	\$1.00	Platte	\$12.00	
Brunswick	Citizens Telecommunications Company of Nebraska*			X	\$1.00	Platte	\$276.00	
Columbus	Guaranteed Phone Service			X	\$1.00	Platte	\$23.00	
Columbus	Ionex Communications North Inc			X	\$1.00	Platte	\$6.00	
Columbus	Level 3 Communications, LLC			X	\$0.00	Platte	\$0.00	
Columbus	NT&T			X	\$1.00	Platte	\$5,287.00	
Columbus	Time Warner Cable Information Services (Nebraska) LLC			X	\$1.00	Platte	\$18,952.83	
Columbus	Citizens Telecommunications Company of Nebraska*			X	\$1.00	Platte	\$101,101.00	
Columbus	Citizens Telecommunications Company of Nebraska*			X	\$1.00	Platte	\$36,307.00	
Cornlea	NT&T			X	\$1.00	Platte	\$9.00	
Creston	McLeodUSA			X	\$1.00	Platte	\$12.00	
Creston	NT&T			X	\$1.00	Platte	\$741.00	

Name of Exchange	Incumbent or Competitive Local Exchange Carrier	Level of 911 Service			Monthly Surcharge Amount Approved by Jurisdiction	County in Which PSAP Resides	Total Annual Remittances	Annual Revenue Remitted to County
		Basic 911	ANI/ ALI	E911				

Creston/Humphrey	Qwest			X	\$1.00	Platte	\$7,008.21	
Duncan	Citizens Telecommunications Company of Nebraska*			X	\$1.00	Platte	\$2,660.00	
Duncan	Citizens Telecommunications Company of Nebraska*			X	\$1.00	Platte	\$1,002.00	
Genoa	Citizens Telecommunications Company of Nebraska*			X	\$1.00	Platte	\$43.00	
Genoa	Citizens Telecommunications Company of Nebraska*			X	\$1.00	Platte	\$563.00	
Genoa	NT&T			X	\$1.00	Platte	\$120.00	
Humphrey	AT&T-C of the Midwest, Inc.			X	\$1.00	Platte	\$60.00	
Humphrey	AT&T-C of the Midwest, Inc.			X	\$1.00	Platte	\$60.00	
Humphrey	Comtel Telcom Assets LP			X	\$1.00	Platte	\$63.00	
Humphrey/Creston	NT&T			X	\$1.00	Platte	\$2,698.00	
Leigh	Citizens Telecommunications Company of Nebraska*			X	\$1.00	Platte	\$34.00	
Leigh	Citizens Telecommunications Company of Nebraska*			X	\$1.00	Platte	\$829.00	
Leigh	NT&T			X	\$1.00	Platte	\$50.00	
Lindsay	Citizens Telecommunications Company of Nebraska*			X	\$1.00	Platte	\$96.00	
Lindsay	Citizens Telecommunications Company of Nebraska*			X	\$1.00	Platte	\$4,584.00	
Lindsay	NT&T			X	\$1.00	Platte	\$276.00	
Madison	Citizens Telecommunications Company of Nebraska*			X	\$1.00	Platte	\$3.00	
Monroe	Citizens Telecommunications Company of Nebraska*			X	\$1.00	Platte	\$1,846.00	
Monroe	Citizens Telecommunications Company of Nebraska*			X	\$1.00	Platte	\$1,412.00	
Monroe	NT&T			X	\$1.00	Platte	\$7.00	
Neligh	Citizens Telecommunications Company of Nebraska*			X	\$1.00	Platte	\$553.00	
Neligh	Citizens Telecommunications Company of Nebraska*			X	\$1.00	Platte	\$28.00	

Name of Exchange	Incumbent or Competitive Local Exchange Carrier	Level of 911 Service			Monthly Surcharge Amount Approved by Jurisdiction	County in Which PSAP Resides	Total Annual Remittances	Annual Revenue Remitted to County
		Basic 911	ANI/ALI	E911				
Newman Grove	Citizens Telecommunications Company of Nebraska*			X	\$1.00	Platte	\$20.00	
Newman Grove	Citizens Telecommunications Company of Nebraska*			X	\$1.00	Platte	\$2,203.00	
Newman Grove	NT&T			X	\$1.00	Platte	\$33.00	
Orchard	Citizens Telecommunications Company of Nebraska*			X	\$1.00	Platte	\$84.00	
Orchard	Citizens Telecommunications Company of Nebraska*			X	\$1.00	Platte	\$4.00	
Platte	Level 3 Communications, LLC			X	\$1.00	Platte	\$311.12	
Platte Center	Citizens Telecommunications Company of Nebraska*			X	\$1.00	Platte	\$2,485.00	
Platte Center	Citizens Telecommunications Company of Nebraska*			X	\$1.00	Platte	\$3,325.00	
Platte Center	NT&T			X	\$1.00	Platte	\$64.00	
Stamford	Citizens Telecommunications Company of Nebraska*			X	\$1.00	Platte	\$1.00	
Wilsonville	Citizens Telecommunications Company of Nebraska*			X	\$1.00	Platte	\$11.00	
Osceola	NT&T			X	\$1.00	Polk	\$36.00	\$25,185.00
Osceola	Windstream			X	\$1.00	Polk	\$6,927.00	
Osceola	Windstream/NT&T			X	\$1.00	Polk	\$646.00	
Polk	NT&T			X	\$1.00	Polk	\$109.00	
Polk	Windstream			X	\$1.00	Polk	\$3,122.00	
Polk	Windstream/NT&T			X	\$1.00	Polk	\$364.00	
Shelby	NT&T			X	\$1.00	Polk	\$52.00	
Shelby	Windstream			X	\$1.00	Polk	\$4,720.00	
Shelby	Windstream/NT&T			X	\$1.00	Polk	\$356.00	
Stromsburg	NT&T			X	\$1.00	Polk	\$64.00	
Stromsburg	Windstream			X	\$1.00	Polk	\$8,023.00	
Stromsburg	Windstream/NT&T			X	\$1.00	Polk	\$766.00	
Bartley	Cambridge Telephone Co.			X	\$1.00	Red Willow	\$2,624.50	\$65,000.53
Danbury	Hartman			X	\$1.00	Red Willow	\$1,646.00	
Indianola	Great Plains Communications			X	\$1.00	Red Willow	\$5,018.00	
Lebanon	Hartman			X	\$1.00	Red Willow	\$824.00	
McCook	Allo Communications			X	\$1.00	Red Willow	\$3,784.87	

Name of Exchange	Incumbent or Competitive Local Exchange Carrier	Level of 911 Service			Monthly Surcharge Amount Approved by Jurisdiction	County in Which PSAP Resides	Total Annual Remittances	Annual Revenue Remitted to County
		Basic 911	ANI/ ALI	E911				

McCook	AT&T-C of the Midwest, Inc.			X	\$1.00	Red Willow	\$57.00	
McCook	AT&T-C of the Midwest, Inc.			X	\$1.00	Red Willow	\$57.00	
McCook	Ernest Communications, Inc.			X	Not Reported	Not Reported	\$0.00	
McCook	First Communications, LLC			X	\$1.00	Red Willow	\$12.00	
McCook	Ionex Communications North Inc			X	\$1.00	Red Willow	\$21.00	
McCook	Ionex Communications North Inc			X	\$1.00	Red Willow	\$15.00	
McCook	McLeodUSA			X	\$1.00	Red Willow	\$34.00	
McCook	NT&T			X	\$1.00	Red Willow	\$5,657.00	
McCook	OrbitCom			X	\$1.00	Red Willow	\$1,623.00	
McCook	Pinpoint Communications, Inc.			X	\$1.00	Red Willow	\$10,370.00	
McCook	Qwest			X	\$1.00	Red Willow	\$33,257.16	
McCook	First Communications, LLC			X	\$1.00	Red Willow	\$0.00	
Ansley	Nebraska Central Telephone Co.			X	\$1.00	Region 26	\$4,987.07	\$89,486.77
Arcadia	Nebraska Central Telephone Co.			X	\$1.00	Region 26	\$3,446.11	
Arcadia	NT&T			X	\$1.00	Region 26	\$72.00	
Ashton	Nebraska Central Telephone Co.			X	\$1.00	Region 26	\$1,992.70	
Ashton	NT&T			X	\$1.00	Region 26	\$36.00	
Bartlett	Northeast Nebraska Telephone Company			X	\$1.00	Region 26	\$2,193.63	
Brewster	Consolidated Telephone Company			X	\$1.00	Region 26	\$1,233.57	
Brownlee	Consolidated Telephone Company			X	\$1.00	Region 26	\$983.18	
Burwell	Nebraska Central Telephone Co.			X	\$1.00	Region 26	\$13,790.41	
Clearwater	Northeast Nebraska Telephone Company			X	\$1.00	Region 26	\$60.05	
Dunning	Consolidated Telephone Company			X	\$1.00	Region 26	\$1,722.33	
Ericson	Nebraska Central Telephone Co.			X	\$1.00	Region 26	\$1,745.48	
Greeley	NT&T			X	\$1.00	Region 26	\$144.00	
Halsey	Consolidated Telephone Company			X	\$1.00	Region 26	\$1,080.83	
Litchfield	Nebraska Central Telephone Co.			X	\$1.00	Region 26	\$2,445.11	

Name of Exchange	Incumbent or Competitive Local Exchange Carrier	Level of 911 Service			Monthly Surcharge Amount Approved by Jurisdiction	County in Which PSAP Resides	Total Annual Remittances	Annual Revenue Remitted to County
		Basic 911	ANI/ALI	E911				
Loup City	Allo Communications			X	\$1.00	Region 26	\$36.00	
Loup City	MCImetro Access			X	\$1.00	Region 26	\$12.00	
Loup City	NT&T			X	\$1.00	Region 26	\$2,688.00	
Loup City	Qwest			X	\$1.00	Region 26	\$5,480.13	
North Loup	Nebraska Central Telephone Co.			X	\$1.00	Region 26	\$3,182.71	
Ord	NT&T			X	\$1.00	Region 26	\$336.00	
Purdum	Consolidated Telephone Company			X	\$1.00	Region 26	\$1,147.26	
Rockville	Nebraska Central Telephone Co.			X	\$1.00	Region 26	\$721.87	
Rockville	NT&T			X	\$1.00	Region 26	\$48.00	
Scotia	Nebraska Central Telephone Co.			X	\$1.00	Region 26	\$3,014.66	
Seneca	Consolidated Telephone Company			X	\$1.00	Region 26	\$693.39	
Spalding	Great Plains Communications			X	\$1.00	Region 26	\$5,597.00	
Taylor	Nebraska Central Telephone Co.			X	\$1.00	Region 26	\$2,889.43	
Thedford	Consolidated Telephone Company			X	\$1.00	Region 26	\$3,706.85	
Wolbach	Great Plains Communications			X	\$1.00	Region 26	\$2,742.00	
Greeley	Citizens Telecommunications Company of Nebraska*			X	\$1.00	Greeley	\$2,724.00	
Kearney	Citizens Telecommunications Company of Nebraska*			X	\$1.00	Greeley	\$34.00	
Ord	Citizens Telecommunications Company of Nebraska*			X	\$1.00	Greeley	\$6.00	
Loup City	Ionex Communications North Inc.			X	\$1.00	Sherman	\$12.00	
Miller	Citizens Telecommunications Company of Nebraska*			X	\$1.00	Valley	\$1.00	
Neligh	Citizens Telecommunications Company of Nebraska*			X	\$1.00	Valley	\$7.00	
Ord	Citizens Telecommunications Company of Nebraska*			X	\$1.00	Valley	\$18,475.00	
Dawson	NT&T	X			\$1.00	Richardson	\$33.00	
Dawson	Windstream	X			\$0.50	City of Dawson	\$861.50	
Dawson	Windstream/NT&T	X			\$0.50	City of Dawson	\$142.00	
								\$48,148.38

Name of Exchange	Incumbent or Competitive Local Exchange Carrier	Level of 911 Service			Monthly Surcharge Amount Approved by Jurisdiction	County in Which PSAP Resides	Total Annual Remittances	Annual Revenue Remitted to County
		Basic 911	ANI/ ALI	E911				

Falls City	Southeast Nebraska Communications	X			\$1.00	Falls City PD	\$36,399.41	
Falls City	Time Warner Cable Information Services (Nebraska) LLC	X			\$1.00	Richardson	\$132.29	
Humboldt	NT&T	X			\$1.00	Richardson	\$62.00	
Humboldt	Time Warner Cable Information Services (Nebraska) LLC	X			\$1.00	City of Humboldt	\$292.25	
Humboldt	Windstream	X			\$0.50	City of Humboldt	\$3,374.00	
Humboldt	Windstream/NT&T	X			\$0.50	City of Humboldt	\$298.00	
Tri City	Southeast Nebraska Communications	X			\$1.00	Falls City PD	\$6,553.93	
Bassett	Rock County Telephone Co.	X			\$1.00	Rock	\$8,458.00	\$10,480.00
Newport	Rock County Telephone Co.	X			\$1.00	Rock	\$2,022.00	
Crete	Level 3 Communications, LLC			X	\$0.75	Saline	\$117.00	\$23,398.52
Dewitt	NT&T			X	\$0.75	Saline	\$72.25	
Dewitt	Windstream			X	\$0.75	Saline	\$3,052.50	
Dewitt	Windstream/NT&T			X	\$0.75	Saline	\$264.00	
Dorchester	NT&T			X	\$0.75	Saline	\$49.00	
Dorchester	Windstream			X	\$0.75	Saline	\$2,466.75	
Dorchester	Windstream/NT&T			X	\$0.75	Saline	\$204.75	
Friend	NT&T			X	\$0.75	Saline	\$87.75	
Friend	Windstream			X	\$0.75	Saline	\$4,708.50	
Friend	Windstream/NT&T			X	\$0.75	Saline	\$514.50	
Swanton	NT&T			X	\$0.75	Saline	\$9.75	
Swanton	Windstream			X	\$0.75	Saline	\$694.50	
Swanton	Windstream/NT&T			X	\$0.75	Saline	\$84.00	
Tobias	NT&T			X	\$0.75	Saline	\$37.27	
Tobias	Windstream			X	\$0.75	Saline	\$928.50	
Tobias	Windstream/Guaranteed Phone Service			X	\$0.75	Saline	\$9.00	
Tobias	Windstream/NT&T			X	\$0.75	Saline	\$96.75	
Western	NT&T			X	\$0.75	Saline	\$46.25	
Western	Windstream			X	\$0.75	Saline	\$1,199.25	
Western	Windstream/NT&T			X	\$0.75	Saline	\$204.75	

Name of Exchange	Incumbent or Competitive Local Exchange Carrier	Level of 911 Service			Monthly Surcharge Amount Approved by Jurisdiction	County in Which PSAP Resides	Total Annual Remittances	Annual Revenue Remitted to County
		Basic 911	ANI/ ALI	E911				
Wilber	NT&T			X	\$0.75	Saline	\$141.00	\$239,811.79
Wilber	Windstream			X	\$0.75	Saline	\$7,590.75	
Wilber	Windstream/NT&T			X	\$0.75	Saline	\$819.75	
Bellevue	Qwest			X	\$1.00	Sarpy	\$44,685.21	
Bellevue	AT&T-C of the Midwest, Inc.			X	\$1.00	Sarpy	\$831.00	
Bellevue	Ionex Communications North Inc			X	\$1.00	Sarpy	\$109.00	
Gretna	AT&T-C of the Midwest, Inc.			X	\$1.00	Sarpy	\$133.00	
Gretna	Qwest			X	\$1.00	Sarpy	\$12,309.13	
LaVista	AT&T-C of the Midwest, Inc.			X	\$1.00	Sarpy	\$192.00	
LaVista/ Papillion/ Millard	Qwest			X	\$1.00	Sarpy	\$141,796.96	
Offutt	AT&T-C of the Midwest, Inc.			X	\$1.00	Sarpy	\$627.00	
Omaha	BullsEye			X	\$1.00	Sarpy	\$120.00	
Papillion	Level 3 Communications, LLC			X	\$1.00	Sarpy	\$3,257.00	
Papillion	AT&T-C of the Midwest, Inc.			X	\$1.00	Sarpy	\$572.00	
Papillion	OrbitCom			X	\$1.00	Sarpy	\$257.00	
Springfield	AT&T-C of the Midwest, Inc.			X	\$1.00	Sarpy	\$116.00	
Springfield	Qwest			X	\$1.00	Sarpy	\$6,851.99	
Bellevue	AT&T-C of the Midwest, Inc.			X	\$1.00	Sarpy	\$831.00	
Bellevue	McLeodUSA			X	\$1.00	Sarpy	\$1,989.00	
Gretna	AT&T-C of the Midwest, Inc.			X	\$1.00	Sarpy	\$133.00	
Gretna	MCImetro Access			X	\$1.00	Sarpy	\$710.00	
Gretna	NT&T			X	\$1.00	Sarpy	\$879.00	
La Platte	McLeodUSA			X	\$1.00	Sarpy	\$1.00	
LaVista	AT&T-C of the Midwest, Inc.			X	\$1.00	Sarpy	\$192.00	
LaVista	McLeodUSA			X	\$1.00	Sarpy	\$1,053.00	
Offutt	AT&T-C of the Midwest, Inc.			X	\$1.00	Sarpy	\$627.00	
Omaha	Windstream of the Midwest			X	\$1.00	Sarpy	\$15,538.00	
Omaha 84th Street	NT&T			X	\$1.00	Sarpy	\$551.00	
Omaha 84th Street	NT&T			X	\$1.00	Sarpy	\$751.00	
Omaha Bellevue	NT&T			X	\$1.00	Sarpy	\$1,682.50	
Papillion	AT&T-C of the Midwest, Inc.			X	\$1.00	Sarpy	\$572.00	
Papillion	First Communications, LLC			X	\$1.00	Sarpy	\$0.00	
Papillion	Guaranteed Phone Service			X	\$1.00	Sarpy	\$72.00	

Name of Exchange	Incumbent or Competitive Local Exchange Carrier	Level of 911 Service			Monthly Surcharge Amount Approved by Jurisdiction	County in Which PSAP Resides	Total Annual Remittances	Annual Revenue Remitted to County
		Basic 911	ANI/ ALI	E911				
Papillion	McLeodUSA			X	\$1.00	Sarpy	\$1,051.00	\$67,021.51
Springfield	AT&T-C of the Midwest, Inc.			X	\$1.00	Sarpy	\$116.00	
Springfield	McLeodUSA			X	\$1.00	Sarpy	\$5.00	
Springfield	NT&T			X	\$1.00	Sarpy	\$1,201.00	
Ashland	NT&T			X	\$1.00	Saunders	\$220.00	
Cedar Bluffs	NT&T			X	\$1.00	Saunders	\$24.00	
Cedar Bluffs	Windstream			X	\$1.00	Saunders	\$4,327.00	
Cedar Bluffs	Windstream/NT&T			X	\$1.00	Saunders	\$303.00	
Ceresco	NT&T			X	\$1.00	Saunders	\$108.00	
Ceresco	Windstream			X	\$1.00	Saunders	\$5,260.00	
Ceresco	Windstream/NT&T			X	\$1.00	Saunders	\$534.00	
Colon	NT&T			X	\$1.00	Saunders	\$26.00	
Colon	Windstream			X	\$1.00	Saunders	\$1,202.00	
Colon	Windstream/NT&T			X	\$1.00	Saunders	\$86.00	
Ithaca	NT&T			X	\$1.00	Saunders	\$33.00	
Ithaca	Windstream			X	\$1.00	Saunders	\$1,492.00	
Ithaca	Windstream/NT&T			X	\$1.00	Saunders	\$124.00	
Leshara	AT&T-C of the Midwest, Inc.			X	\$1.00	Saunders	\$48.00	
Leshara	AT&T-C of the Midwest, Inc.			X	\$1.00	Saunders	\$48.00	
Lincoln	Level 3 Communications, LLC			X	\$1.00	Saunders	\$49.34	
Mead	NT&T			X	\$1.00	Saunders	\$82.00	
Mead	Windstream			X	\$1.00	Saunders	\$4,081.00	
Mead	Windstream/NT&T			X	\$1.00	Saunders	\$402.00	
Morse Bluff	Northeast Nebraska Telephone Company			X	\$1.00	Saunders	\$2,505.18	
Prague	Northeast Nebraska Telephone Company			X	\$1.00	Saunders	\$4,429.26	
Valparaiso	AT&T-C of the Midwest, Inc.			X	\$1.00	Saunders	\$48.00	
Valparaiso	AT&T-C of the Midwest, Inc.			X	\$1.00	Saunders	\$48.00	
Wahoo	NT&T			X	\$1.00	Saunders	\$218.00	
Wahoo	Time Warner Cable Information Services (Nebraska) LLC			X	\$1.00	Saunders	\$1,517.01	
Wahoo	Windstream			X	\$1.00	Saunders	\$25,098.00	
Wahoo	Windstream/NT&T			X	\$1.00	Saunders	\$1,302.00	
Weston/Malmo	Northeast Nebraska Telephone Company			X	\$1.00	Saunders	\$5,259.72	

Name of Exchange	Incumbent or Competitive Local Exchange Carrier	Level of 911 Service			Monthly Surcharge Amount Approved by Jurisdiction	County in Which PSAP Resides	Total Annual Remittances	Annual Revenue Remitted to County
		Basic 911	ANI/ ALI	E911				
Yutan	NT&T			X	\$1.00	Saunders	\$79.00	
Yutan	Windstream			X	\$1.00	Saunders	\$7,687.00	
Yutan	Windstream/NT&T			X	\$1.00	Saunders	\$381.00	
Bayard, Broadwater, Chappell, Kimball, Potter & East Lagrange	EMBARQ			X	\$1.00	Scotts Bluff	\$19,553.44	\$219,900.37
Gering	Allo Communications			X	\$1.00	Scotts Bluff	\$9,489.01	
Gering, East Lyman, Minatare, Mitchell & Morrill	EMBARQ			X	\$1.00	Scotts Bluff	\$1,375.58	
Scotts Bluff	Ionex Communications North Inc.			X	\$1.00	Scotts Bluff	\$36.00	
Scottsbluff	Allo Communications			X	\$1.00	Scotts Bluff	\$24,289.32	
Scottsbluff	EMBARQ			X	\$1.00	Scotts Bluff	\$165,157.02	
Scottsbluff	Ernest Communications, Inc.			X	Not Reported	Not Reported	\$0.00	
Beaver Crossing	NT&T			X	\$1.00	Seward	\$87.00	
Beaver Crossing	Windstream			X	\$1.00	Seward	\$2,957.00	
Beaver Crossing	Windstream/NT&T			X	\$1.00	Seward	\$420.00	
Cordova	NT&T			X	\$1.00	Seward	\$16.00	\$68,272.54
Cordova	Windstream			X	\$1.00	Seward	\$1,023.00	
Cordova	Windstream/NT&T			X	\$1.00	Seward	\$98.00	
Garland	NT&T			X	\$1.00	Seward	\$64.00	
Garland	Windstream			X	\$1.00	Seward	\$2,479.00	
Garland	Windstream/NT&T			X	\$1.00	Seward	\$256.00	
Milford	NT&T			X	\$1.00	Seward	\$150.00	
Milford	Windstream			X	\$1.00	Seward	\$11,908.00	
Milford	Windstream/NT&T			X	\$1.00	Seward	\$1,361.00	
Seward	NT&T			X	\$1.00	Seward	\$290.00	
Seward	Time Warner Cable Information Services (Nebraska) LLC			X	\$1.00	Seward	\$4,165.64	
Seward	Windstream			X	\$1.00	Seward	\$31,190.00	
Seward	Windstream/NT&T			X	\$1.00	Seward	\$2,271.00	
Staplehurst	Clarks Telecom			X	\$1.00	Seward	\$2,361.90	
Tamora	Windstream			X	\$1.00	Seward	\$1,520.00	
Tamora	Windstream/NT&T			X	\$1.00	Seward	\$198.00	
Utica	NT&T			X	\$1.00	Seward	\$167.00	

Name of Exchange	Incumbent or Competitive Local Exchange Carrier	Level of 911 Service			Monthly Surcharge Amount Approved by Jurisdiction	County in Which PSAP Resides	Total Annual Remittances	Annual Revenue Remitted to County
		Basic 911	ANI/ALI	E911				
Utica	Windstream			X	\$1.00	Seward	\$4,821.00	
Utica	Windstream/NT&T			X	\$1.00	Seward	\$469.00	
Gordon	Great Plains Communications			X	\$1.00	Sheridan	\$16,794.00	
Hay Springs	Great Plains Communications			X	\$1.00	Sheridan	\$5,950.00	
Hay Springs	NT&T			X	\$1.00	Sheridan	\$11.00	
Mirage Flats	Great Plains Communications			X	\$1.00	Sheridan	\$1,655.00	
Rushville	Great Plains Communications			X	\$1.00	Sheridan	\$9,050.00	\$33,460.00
Sherman County	See Region 26							
Leigh	Citizens Telecommunications Company of Nebraska*			X	\$1.00	Stanton	\$22.00	
Norfolk	Comtel Telcom Assets, LP			X	\$1.00	Stanton	\$12.00	
Stanton	Level 3 Communications, LLC			X	\$1.00	Stanton	\$194.00	
Stanton	NT&T			X	\$1.00	City of Stanton	\$54.00	
Stanton	NorthStar Telecom			X	\$1.00	Stanton	\$13.00	\$295.00
Alexandria	NT&T			X	\$1.00	Thayer	\$11.00	
Alexandria	Windstream			X	\$1.00	Thayer	\$1,085.00	
Alexandria	Windstream/NT&T			X	\$1.00	Thayer	\$143.00	
Bruning	NT&T			X	\$1.00	Thayer	\$59.00	
Bruning	Windstream			X	\$1.00	Thayer	\$2,388.00	
Bruning	Windstream/NT&T			X	\$1.00	Thayer	\$452.00	
Byron & South Byron, KS	Great Plains Communications			X	\$1.00	Thayer	\$2,206.00	
Carleton	NT&T			X	\$1.00	Thayer	\$4.00	
Carleton	Windstream			X	\$1.00	Thayer	\$1,170.00	
Carleton	Windstream/NT&T			X	\$1.00	Thayer	\$4.00	
Chester, Hubbell, So Chester	Great Plains Communications			X	\$1.00	Thayer	\$3,298.00	
Davenport	NT&T			X	\$1.00	Thayer	\$49.00	
Davenport	Windstream			X	\$1.00	Thayer	\$2,746.00	
Davenport	Windstream/NT&T			X	\$1.00	Thayer	\$368.00	
Deshler	Great Plains Communications			X	\$1.00	Thayer	\$7,072.00	
Hebron	NT&T			X	\$1.00	Thayer	\$88.00	
Hebron	Windstream			X	\$1.00	Thayer	\$11,104.00	
Hebron	Windstream/NT&T			X	\$1.00	Thayer	\$959.00	\$33,206.00
Thomas County	See Region 26							
Macy	Eastern Nebraska Telephone Co.			X	\$1.00	Thurston	\$5,129.00	\$33,085.30

Name of Exchange	Incumbent or Competitive Local Exchange Carrier	Level of 911 Service			Monthly Surcharge Amount Approved by Jurisdiction	County in Which PSAP Resides	Total Annual Remittances	Annual Revenue Remitted to County
		Basic 911	ANI/ ALI	E911				
Pender	AT&T-C of the Midwest, Inc.			X	\$1.00	Thurston	\$0.00	
Pender	HunTel CableVision dba HunTel Communications			X	\$1.00	Thurston	\$3,093.00	
Pender	NT&T			X	\$1.00	Thurston	\$2,042.00	
Pender	Qwest			X	\$1.00	Thurston	\$6,288.30	
Rosalie	Eastern Nebraska Telephone Co.			X	\$1.00	Thurston	\$1,530.00	
Walthill	Eastern Nebraska Telephone Co.			X	\$1.00	Thurston	\$5,832.00	
Winnebago	Eastern Nebraska Telephone Co.			X	\$1.00	Thurston	\$9,146.00	
Winnebago	NT&T			X	\$1.00	Thurston	\$25.00	
Arlington - city	Arlington Telephone Co.			X	\$0.75	Washington	\$4,789.55	\$92,227.13
Arlington - rural	Arlington Telephone Co.			X	\$1.00	Washington	\$5,594.00	
Bennington	Qwest			X	\$1.00	Washington	\$2,312.34	
Blair - city	Blair Telephone Co.			X	\$0.75	Washington	\$36,026.25	
Blair - rural	Blair Telephone Co.			X	\$1.00	Washington	\$20,536.00	
Fort Calhoun	AT&T-C of the Midwest, Inc.			X	\$1.00	Washington	\$40.00	
Fort Calhoun	AT&T-C of the Midwest, Inc.			X	\$1.00	Washington	\$40.00	
Fort Calhoun	McLeodUSA			X	\$0.75	Washington	\$4.50	
Fort Calhoun	NT&T			X	\$1.00	Washington	\$48.00	
Fort Calhoun - city	Blair Telephone Co.			X	\$0.75	Washington	\$4,307.25	
Fort Calhoun - rural	Blair Telephone Co.			X	\$1.00	Washington	\$5,851.00	
Herman	Great Plains Communications			X	.75 & 1.00	Washington	\$4,310.00	
Kennard - city	Blair Telephone Co.			X	\$0.75	Washington	\$1,336.50	
Kennard – rural	Blair Telephone Co.			X	\$1.00	Washington	\$2,205.00	
Omaha	Qwest			X	\$1.00	Washington	\$4,694.74	
Omaha	Windstream of the Midwest			X	\$1.00	Washington	\$132.00	
Carroll	Eastern Nebraska Telephone Co.				\$1.00	Village of Carroll	\$2,877.00	\$38,126.22
Carroll	NT&T			X	\$1.00	Wayne	\$24.00	
Hoskins	NT&T			X	\$1.00	Wayne	\$14.00	
Laurel	Comtel Telcom Assets LP			X	\$1.00	Wayne	\$60.00	
Wakefield	NT&T			X	\$1.00	Wayne	\$1,703.00	
Wayne	AT&T-C of the Midwest, Inc.			X	\$1.00	Wayne	\$157.00	
Wayne	AT&T-C of the Midwest, Inc.			X	\$1.00	Wayne	\$157.00	
Wayne	First Communications, LLC			X	\$1.00	Wayne	\$82.00	

Name of Exchange	Incumbent or Competitive Local Exchange Carrier	Level of 911 Service			Monthly Surcharge Amount Approved by Jurisdiction	County in Which PSAP Resides	Total Annual Remittances	Annual Revenue Remitted to County
		Basic 911	ANI/ ALI	E911				
Wayne	Matrix Telecom, d/b/a Trinsic Communications			X	\$1.00	Wayne	\$36.00	
Wayne	NT&T			X	\$1.00	Wayne	\$3,626.00	
Wayne	OrbitCom			X		Wayne	\$1,828.00	
Wayne	Qwest			X	\$1.00	Wayne	\$23,409.70	
Wayne	NorthStar Telecom			X	\$1.00	Wayne	\$223.00	
Winside	Northeast Nebraska Telephone Company			X	\$1.00	Wayne	\$3,905.52	
Winside	NT&T			X	\$1.00	Wayne	\$24.00	
Valley County	See Region 26							
Wheeler County	See Region 26							
Benedict	NT&T			X	\$0.50	York	\$3.50	
Benedict	Windstream			X	\$1.00	York	\$2,062.00	
Benedict	Windstream/NT&T			X	\$1.00	York	\$98.00	
Bradshaw	NT&T			X	\$0.50	York	\$12.50	
Bradshaw	Windstream			X	\$1.00	York	\$2,226.00	
Bradshaw	Windstream/NT&T			X	\$1.00	York	\$81.00	
Gresham	NT&T			X	\$0.50	York	\$10.00	
Gresham	Windstream			X	\$1.00	York	\$2,271.00	
Gresham	Windstream/NT&T			X	\$1.00	York	\$171.00	
Henderson	Henderson			X	\$1.00	York	\$10,742.34	
McCool Junction	NT&T			X	\$0.50	York	\$11.00	
McCool Junction	Windstream			X	\$1.00	York	\$3,499.00	
McCool Junction	Windstream/NT&T			X	\$1.00	York	\$349.00	
Waco	NT&T			X	\$0.50	York	\$35.50	
Waco	Windstream			X	\$1.00	York	\$3,112.00	
Waco	Windstream/NT&T			X	\$1.00	York	\$335.00	
York	NT&T			X	\$0.50	York	\$201.00	
York	Time Warner Cable Information Services (Nebraska) LLC			X	\$1.00	York	\$5,389.00	
York	Windstream			X	\$0.50	City of York	\$21,426.00	
York	Windstream/NT&T			X	\$0.50	City of York	\$1,124.50	
\$53,159.34								
*The information in this report reflects information reported by the local exchange carriers.								