

Nebraska Public Service Commission



2007 Annual Report on Telecommunications

**ANNUAL REPORT TO THE LEGISLATURE
ON THE STATUS OF
THE NEBRASKA TELECOMMUNICATIONS INDUSTRY**



NEBRASKA PUBLIC SERVICE COMMISSION

September 28, 2007

Nebraska Public Service Commission

300 The Atrium

1200 N Street

P.O. Box 94927

Lincoln, NE 68509-4927

(402) 471-3101

(800) 526-0017 (Instate Only)

<http://www.psc.state.ne.us>

**2007 ANNUAL REPORT TO THE LEGISLATURE
Nebraska Public Service Commissioners**

Rod Johnson
4th District
Sutton
Chairman

Frank E. Landis
1st District
Lincoln
Vice-Chairman

Anne C. Boyle
2nd District
Omaha

Tim Schram
3rd District
Gretna

Gerald L. Vap
5th District
McCook

General Administration Staff

Mike Hybl- Executive Director
John Burvainis-Deputy Director
Shanicee Knutson-Legal Counsel
Angela DuVall Melton-Legal Counsel
Nichole Underhill-Legal Counsel
Tyler Frost-Analyst/Economist II
Thomas Green-Law Clerk
Brenda Wicken-Business Manager
Amy Kavan-Accountant I
Kathy Lahman-Executive Assistant
Jackie Clanton-Receptionist/Administrative Support

Communications Department Staff

Gene Hand-Director
John Burvainis-Accountant
Steve Stovall-Accountant
Don Gray-Telecom Analyst
Cheryl Elton-Consumer Affairs Advocate/IT Support
Pam Karstensen-Consumer Affairs Advocate
Deena Kumke-Administrative Assistant
Susan Horn-Administrative Assistant

Telecommunications Infrastructure & Public Safety Staff

Jeff Pursley-Director
Laurie Casados-Telehealth Coordinator/Policy Analyst
Joan Raffety-E911 Coordinator
Angela Melton-Policy Advisor
Brandy Zierott-Administrative Assistant
Andrea Grell-NTAP Coordinator
Leah Hayden-NTAP Specialist

Nebraska Public Service Commission

COMMISSIONERS

ANNE C. BOYLE
TIM SCHRAM
ROD JOHNSON
FRANK E. LANDIS
GERALD L. VAP

EXECUTIVE DIRECTOR

MIKE HYBL



300 The Atrium, 1200 N Street,
Lincoln, NE 68508
P.O. Box 94927,
Lincoln, NE 68509-4927
Website: www.psc.state.ne.us
Phone: (402) 471-3101
Fax: (402) 471-0254

NEBRASKA CONSUMER HOTLINE
(800) 526-0017

September 28, 2007

Nebraska telecommunications consumers benefited greatly this year through the partnership of the Nebraska Legislature with the Nebraska Public Service Commission. Through enabling legislation, the Legislature made it possible for the Commission to further its role as the linkage between consumers, the telecommunications industry, and state government.

LB661, which was signed by Governor Dave Heinemann on April 5, requires all persons that utilize a 308 or 402 area code number for routing their telecommunications services regardless of modality (traditional landline telephone, wireless or Voice over Internet Protocol (VoIP)) to contribute to the Nebraska Universal Service Fund, Enhancement 911 (E911) programs and the relay service fund. This legislation permits the Public Service Commission to treat all users of telephone numbers equally.

In addition, direction from the Legislature made it possible for the Commission to provide financial assistance to further the deployment of E911. Through late August of this year, 56 Public Safety Answering Points (PSAPs) have implemented wireless Phase I 911 and wireless Phase II 911 is in place for 12 PSAPs, which represents improvement over a year ago. By the end of the year there will be 18 additional counties operational at Phase II bringing the total number of counties at Phase II to 30. The Commission anticipates that by early 2008 an additional 15 counties will begin the process of implementing Phase I and/or Phase II, bringing the state closer to the goal of allowing public safety agencies to accurately determine the location of wireless devices used to place 911 calls.

The Commission awarded three grants from the Nebraska Internet Enhancement Fund (NIEF) on January 30th to Broadwater, Dix, and the Furnas and Harlan County Partnership for expanding broadband infrastructure.

The Commission also issued its second report on broadband availability which details the growing deployment of high-speed services using such technologies as DSL, cable-modem, wireless, optical fiber, and satellite.

This report also contains other interesting information. The number of wireless customers now exceeds the number of landline customers for the first time in the state's history. Conservation of area codes to last longer and customer services complaints are on the wane.

As always, please contact members of the Public Service Commission or our staff if you want our assistance with questions about this report.

Sincerely,

A handwritten signature in black ink that reads "Rod Johnson".

Rod Johnson
Chairman

TABLE OF CONTENTS

PART I

Access Line Data

- | | | |
|----|-------------------|---|
| 1. | Access Line Table | 1 |
| 2. | Access Line Graph | 3 |

PART II

Review of the Quality of Telecommunications Service Provided to Nebraska Citizens

- | | | |
|----|-------------------------------|---|
| 1. | Telephone Informal Complaints | 4 |
| A. | Local Exchange Carriers | 6 |
| B. | Interexchange Carriers | 6 |
| C. | Departmental Complaints | 7 |
| D. | Relay Service Complaints | 7 |

PART III

Review of the Availability of Diverse and Affordable Telecommunications Services to the People of Nebraska

- | | | |
|----|--------------------------------------------------------------|----|
| 1. | The Telecommunications Act of 1996 | 9 |
| 2. | Local Competition | 15 |
| A. | Competitive Local Exchange Carriers | 15 |
| B. | Interconnection Agreements | 15 |
| 3. | Service Testing & Outage Reports | 16 |
| 4. | Telecommunications Relay Services | 17 |
| A. | Telecommunications Relay Service-Selected Statistics (Table) | 21 |
| 5. | Extended Area Service | 25 |
| 6. | Numbering Issues | 26 |
| 7. | NII Dialing Codes | 31 |
| A. | Nebraska 211 Coverage (Table) | 33 |
| 8. | Nebraska Internet Enhancement Fund | 36 |
| 9. | Marketplace Fund | 36 |

PART IV

Review of the Level of Rates of Local Exchange and Interexchange Companies

1.	Local Exchange Rates	37
2.	Financial Statistics	37
3.	Long Distance Telephone Rates/Access Charges	38
4.	Explanation of Telephone Bill Charges	38
	A. Basic Local Rate Changes (Table)	39
	B. Nebraska Local Exchange Carriers & Rates (Table)	40
	C. Explanation of Telephone Bill Charges Which May Appear	43

PART V

Recommendations for the 2007 Legislative Session

44

PART VI

The Changing Face of Communications

45

1.	Broadband	45
2.	Broadband over Power Line	45
3.	Voice Over Internet Protocol	46

PART VII

Applications and Tariffs

48

PART VIII

Nebraska Telecommunications Infrastructure & Public Safety Department

1.	Universal Service Fund	49
2.	Wireless E911 Fund	54
	A. Status of E911 Map	57
	B. Status of GIS Data	58
	C. Wireless 911 Information	60

PART I

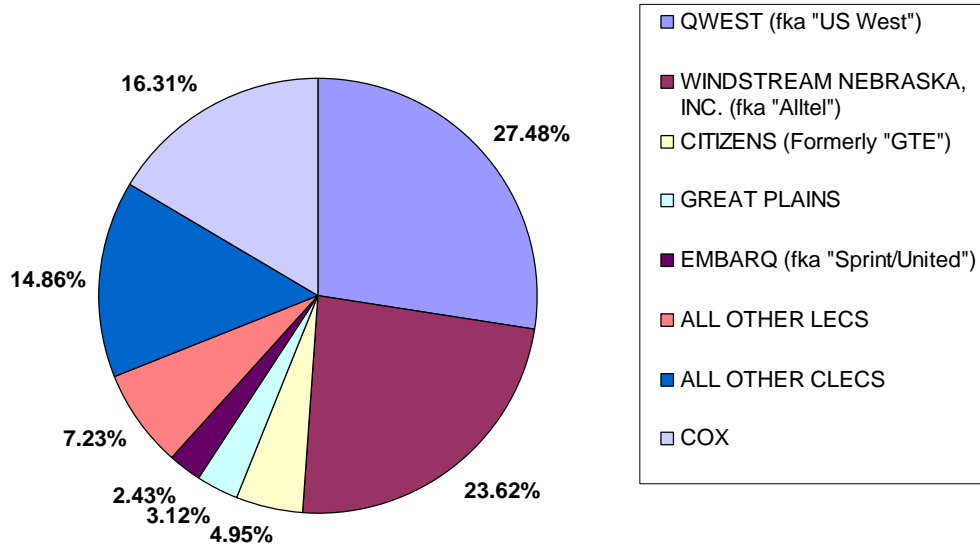
ACCESS LINE & EXCHANGE DATA			
December 31, 2006			
COMPANY	ACCESS LINES(1)		
	BUS.	RES.	TOTAL
QWEST (fka "US West")	110,252	147,142	257,394
WINDSTREAM NEBRASKA, INC. (fka "Alltel")	94,293	126,964	221,257
COX NEBRASKA TELECOM, LLC	30,458	122,373	152,831
CITIZENS (Formerly GTE)	17,810	28,581	46,391
NT&T	7,241	32,076	39,317
AT&T COMM. OF THE MIDWEST (Includes TCG)	34,313	1,894	36,207
GREAT PLAINS	6,529	22,703	29,232
WINDSTREAM COMM.-MIDWEST (fka "Alltel-Midwest")	22,205	1,961	24,166
EMBARQ (fka "Sprint/United")	7,442	15,305	22,747
TIME WARNER CABLE	0	13,371	13,371
NEBRASKA CENTRAL	1,702	5,851	7,553
BLAIR	1,926	5,517	7,443
NORTHEAST NEBRASKA	1,387	5,593	6,980
MCLEOD USA	4,288	2,234	6,522
HAMILTON	1,910	3,937	5,847
ALLO COMMUNICATIONS	3,112	1,109	4,221
MCIMETRO ACCESS TRANS SERVICES	672	3,406	4,078
SOUTHEAST NEBRASKA	851	2,850	3,701
EASTERN NEBRASKA	1,031	2,151	3,182
CONSOLIDATED TELEPHONE	773	2,126	2,899
COZAD	724	1,784	2,508
GLENWOOD	397	1,982	2,379
ARAPAHOE	542	1,672	2,214
PIERCE	485	1,401	1,886
CONSOLIDATED TELCO	436	1,133	1,569
NORTHSTAR TELECOM., INC.	0	1,539	1,539
GRANITE TELECOMMUNICATIONS	1,534	0	1,534
ORBITCOM, INC.	1,349	66	1,415
HARTINGTON	455	943	1,398
THREE RIVER	266	948	1,214
PINPOINT COMMUNICATIONS, INC.	196	997	1,193
CONSOLIDATED TELECOM ("Home & Eustis")	238	937	1,175
CAMBRIDGE	340	788	1,128
DALTON (SKT)	191	937	1,128
STANTON	232	876	1,108
HOOPER (dba WesTel Systems)	247	857	1,104
PLAINVIEW	248	808	1,056
ARLINGTON	112	910	1,022
BENKELMAN	270	733	1,003
HUNTEL COMMUNICATIONS	298	669	967
FIBERCOMM	495	458	953
THREE RIVER COMM., LLC	340	607	947
HENDERSON (dba Mainstay)	277	660	937

ACCESS LINE & EXCHANGE DATA
December 31, 2006

COMPANY	ACCESS LINES (1)		
	BUS.	COMPANY	BUS.
ROCK COUNTY	238	655	893
1-800-RECONEX, INC.	0	863	863
DILLER	121	729	850
HEMINGFORD	158	672	830
CLARKS	154	670	824
CURTIS	192	558	750
HERSHEY	107	593	700
K&M	148	477	625
WAUNETA	140	443	583
KEYSTONE-ARTHUR	100	442	542
NEW ACCESS	0	501	501
COMTEL TELCOM ASSETS, LP	0	417	417
HARTMAN	59	352	411
IONEX	231	74	305
MOBIUS COMMUNICATIONS COMPANY	0	210	210
ELSIE (SKT)	46	152	198
HOULTON (dba Guaranteed Phone Service)	0	120	120
SODTOWN	5	80	85
BUDGET PHONE, INC.	0	70	70
BULLSEYE TELECOM., INC.	0	56	56
METROPOLITAN TELECOM OF NE, INC.	49	0	49
NOS COMMUNICATIONS, INC.	38	2	40
ERNEST COMMUNICATIONS, INC.	26	0	26
TRINSIC COMMUNICATIONS, INC. (fka "Z-Tel")	20	1	21
TRANSNATIONAL COMM. INTERNATIONAL, INC.	20	0	20
FAST PHONES OF NEBRASKA	0	15	15
FRANCE TELECOM CORP. SOLUTIONS, LLC	14	0	14
APPLIED COMM. TECHNOLOGY, INC.	2	2	4
QUANTUMSHIFT COMM., INC.	4	0	4
LIGHTYEAR NETWORK SOLUTIONS, LLC	0	3	3
TOTAL	359,739	577,006	936,745

Note (1): Access lines exclude the following categories: a) Mobile access; b) Special Access (non-switched); c) Resold and; d) Official Company lines.

Access Lines - 2006 State of Nebraska



Note: Wireless access lines reported for relay remittance purposes at the end of 2006 were 1,042,720. When combined with the wireline access lines above the telecommunications industry has nearly 2 million access lines in service.

PART II

Review of the Quality of Telecommunications Service Provided to Nebraska Citizens

1. Telephone Informal Complaints

The following table shows the total number of complaints filed this year and divides the complaints between local exchange carriers (LECs), interexchange carriers (IXCs), also known as long distance companies, and wireless carriers.

	2004-2005	2004-2005 Percentage	2005-2006	2005-2006 Percentage	2006-2007	2006-2007 Percentage
LECs	624	43.0	594	50.3	418	42.5
IXCs	414	28.5	274	23.2	172	17.5
Wireless	413	28.5	281	23.8	351	35.7
Miscellaneous	0	0	32	2.7	43	4.3
TOTAL	1451	100.0%	1181	100.0%	984	100.0%

Complaints were separated into the following categories:

2006-2007 Types	LECs	IXCs	Wireless	Miscellaneous
Billing	163	132	216	16
Service	167	26	122	24
Auto Dialer	11	0	0	0
Telemarketing	39	4	1	2
Customer Service	10	0	12	0
Slamming	4	10	0	0
Directory	24	0	0	1
Carrier to Carrier	0	0	0	0
TOTAL	418	172	351	43

Types by Year	2004-2005	2005-2006	2006-2007
Billing	817	527	527
Service	427	374	339
Auto Dialer	52	95	11
Telemarketing	60	88	46
Customer Service	40	25	22
Slamming	30	46	14
Directory	25	25	25
Carrier to Carrier	0	1	0
TOTAL	1451	1181	984

While the Commission lacks statutory authority over wireless telecommunications service and billing, we continue to receive and process wireless complaints. The Commission strives, utilizing existing resources, to resolve these complaints to benefit the wireless consumers of Nebraska.

Wireless Carriers	2004-2005		2005-2006		2006-2007	
	Complaints	%	Complaints	%	Complaints	%
Alltel Wireless	198	47.9	144	51.2	140	39.9
Cellular One	46	11.2	33	11.7	3	0.8
Cingular Wireless	1	0.2	27	9.6	15	4.3
Cricket	0	0.0	7	2.5	12	3.3
Sprint	58	14.0	30	10.7	81	23.1
T-Mobile	0	0.0	0	0.0	2	0.6
TracFone Wireless	0	0.0	2	0.8	3	0.8
US Cellular	7	1.8	7	2.5	23	6.6
Verizon Wireless	23	5.6	13	4.6	49	14.0
Viaero Wireless	3	0.7	1	0.4	2	0.6
Others	77	18.6	17	6.0	21	6.0
TOTAL	413	100.0%	281	100.0%	351	100.0%

Of the total 984 complaints received during the fiscal year 336 were closed in a manner that reduced the complainant's obligations to the carriers by \$71,255.71. This represents average savings of \$212.07 per complaint.

A. Local Exchange Carriers (LECs)

There are 46 incumbent local exchange carriers in Nebraska (including the cooperative telephone companies) and 105 competitive local exchange carriers. Qwest is the largest LEC with 257,394 access lines. The following table shows the LEC complaints by company. The largest number of complaints involved the two largest LECs, Windstream and Qwest.

LECs	2005-2006			2006-2007		
	Complaints	Access Lines	% of Total Lines	Complaints	Access Lines	% of Total Lines
Windstream	124	229,476	23.7	109	221,257	23.6
Qwest	95	274,238	28.4	89	257,394	27.5
NT&T	118	38,380	4.0	56	39,317	4.2
Cox	17	149,097	15.4	24	152,831	16.3
Frontier	25	49,085	5.1	27	46,391	5.0
McLeodUSA	4	9,690	1.0	6	6,522	0.7
Great Plains	5	30,267	3.1	5	29,232	3.1
Embarq	9	24,881	2.6	8	22,747	2.4
Ionex	2	457	0.1	0	305	0.1
AT&T	17	40,992	4.2	6	36,207	3.9
MCI	18	5,672	0.6	8	4,078	0.4
Time Warner	7	7,126	0.7	7	13,371	1.4
Others	153	106,711	11.0	73	107,093	11.4
TOTAL	594	966,717	100.0%	418	936,745	100.0%

B. Interexchange Carriers (IXCs)

The number of long distance companies certificated to operate in the state continues to grow. Currently, there are 258 companies authorized to provide long distance services in Nebraska. The following table shows the number of complaints filed against long distance companies. The largest number of complaints involved AT&T and MCI. Customers can verify they have the long distance carrier of their choice by dialing the toll-free telephone number (700) 555-4141.

IXCs	2004-2005		2005-2006		2006-2007	
	Complaints	%	Complaints	%	Complaints	%
AT&T	173	46.0	48	17.5	39	22.7
MCI	81	19.6	41	15.0	20	11.6
Excel	7	1.7	5	1.8	6	3.5
Sprint	26	6.3	9	3.3	9	5.2
VarTec	10	2.4	0	0.0	6	3.5

IXCs	2004-2005		2005-2006		2006-2007	
	Complaints	%	Complaints	%	Complaints	%
ILD						
Teleservices	5	1.2	7	2.5	4	2.3
Integretal	9	2.2	1	0.4	1	0.6
T-Netix	1	0.2	1	0.4	0	0.0
Opticom	8	1.9	3	1.1	0	0.0
Primus	0	0.0	1	0.4	1	0.6
US Telecom	4	1.0	0	0.0	0	0.0
Windstream			21	7.6	25	14.5
Qwest			17	6.2	3	1.7
PowerNet Global			31	11.3	2	1.2
Misc.	90	18.2	89	32.5	56	32.6
TOTAL	414	100.0%	274	100.0%	172	100.0%

C. Departmental Complaints

The following departmental complaint is pending with the Commission:

DC-71/NUSF-53 Maurice Gene Hand, Director of the Communications Department of the Nebraska Public Service Commission and Jeffrey L. Pursley, Director of the Universal Service Fund Department of the Nebraska Public Service Commission v. Qwest Corporation.

On March 2, 2006, M. Gene Hand, Director of the Communications Department and Jeff Pursley, Director of the Universal Service Fund Department filed a complaint against Qwest alleging Qwest violated Commission rules and regulations by failing to provide adequate services to its telecommunications customers in the exchange serving Valentine, Nebraska and the surrounding area. A hearing was held on July 20, 2006 in Valentine, Nebraska. The Commission issued an order on September 19, 2006 requiring Qwest to conduct extensive testing of the underground cable in the Valentine exchange and replace any sections that failed to test within acceptable ranges. Further Qwest was ordered to submit written monthly progress reports with the Commission and meet with Staff and Commissioners to deliver progress reports and go over the monthly report in person. Finally, Qwest was ordered to give certain credits to rural customers and inspect and replace any faulty interior wiring of rural customers at no charge to the customer. Compliance meetings with Commissioners, Staff, and Qwest were held in December, January, February, March, May, and August. Cable testing was completed in December, 2006, and replacement and repairs were completed in June 2007. The docket remains open and the Commission continues to monitor the service quality in the rural areas of the Valentine exchange.

D. Relay Service Complaints

Consumer complaints related to the relay system totaled 34 for the fiscal year ending June 30, 2007, as compared to 45 for the fiscal year ending June 30, 2006. Service complaints totaled 11 during this period. Generally, noncompliance with relay policies or procedures by

Communication Assistants comprise this category. Five related to the fraudulent/harassment category (traditional or TTY-related). Fifteen complaints comprise the technical complaint category. Of the technical complaints, seven were 711 related, where users had intermittent trouble in connecting by dialing 711 or the provider's equipment was not programmed to correctly provide the translation from 711 to the appropriate ten digit dialing. The miscellaneous complaints under the technical category deal with customer profile information not defined at the relay center, causing delays in calls being processed. Eight complaints related to external complaints which typically reside outside of the direct control of the relay facility and consequently are not attributed to relay nonperformance. The equipment-related complaints are CapTel equipment problems. The four complaints in the miscellaneous category deal with customer issues beyond the control of the relay center. Unless noted otherwise, all complaints are deemed to relate to traditional (TTY/Voice) calls.

The following charts reflect the complaints taken by category for the fiscal year ending June 30, 2007.

Service Complaints

<i>Complaint Category</i>	<i>Complaints</i>
CA Misdialed Number	1
CA Rude (IP Relay-related)	1
Didn't Follow Policy/Procedure	2
Fraudulent/Harassment Call	5
Miscellaneous (IP Relay-related)	1
Ringin/No Answer	1
Subtotal – Service Related	11

Technical Complaints

<i>Complaint Category</i>	<i>Complaints</i>
711 Related	7
Carrier of Choice Not Available/Other Equal Access	1
Connection-Related	1
Garbling	1
Miscellaneous Issues	5
Subtotal – Technical Related	15

External Complaints

<i>Complaint Category</i>	<i>Complaints</i>
Equipment-related	4
Miscellaneous	4
Subtotal – External Related	8

PART III

Review of the Availability of Diverse and Affordable Telecommunications Services to the People of Nebraska

1. Telecommunications Act of 1996

The Nebraska Public Service Commission implements key provisions of the 1996 Telecommunications Act (Act) that facilitate competition while maintaining quality and affordable service. Multiple factors contribute to increased consumer choice. First, competitive local exchange carriers (CLECs) create local competition. CLECs serve approximately 31 percent of the state's access lines, an increase from a 13 percent share two years ago. Cable providers, primarily in the Omaha and Lincoln areas, serve nearly half of the market share attributed to CLECs. Second, wireless companies continue to increase their presence, now accounting for over 42 percent of the combined wireline and wireless market and they are forecasted to exceed 50 percent during 2006. The additional choice has not reduced access. Ninety-seven percent of Nebraskans continue to possess basic telephone service.

During the previous year, the Commission addressed numerous issues involving consumer choice, service quality, safety, distance learning, universal service, and emergent technology such as VoIP (Voice over Internet Protocol). The list below includes some of the major issues addressed by the Commission in the last fiscal year:

C-2831/ NUSF-51/ PI-60 In the Matter of the Nebraska Public Service Commission on its own motion, seeking to investigate telecommunications infrastructure development in Nebraska.

The Commission opened this docket in 2002 to investigate infrastructure development and the status of broadband deployment in Nebraska. The Commission surveyed wireline, wireless, cable and satellite providers to the extent it had the ability, to determine the extent to which broadband was being deployed throughout the state. Since 2002, the Commission has released three broadband reports. The most recent broadband report was released in February 2007. Copies of the broadband report were delivered to the Office of the Governor, the Lieutenant Governor and members of the Transportation and Telecommunications Committee of the Legislature. The Commission's broadband reports are also available on the Commission's website at www.psc.state.ne.gov.

C-3554/ PI-112 In the Matter of the Commission, on its own motion, seeking to investigate whether the zones established in Docket C-2516 are appropriate in light of NUSF-26 findings and conclusions.

On February 28, 2006, the Commission opened an investigation to reevaluate the number of cost based geographic zones established in Docket C-2516. Subsequent to the establishment of the three zones, the Commission established a high-cost funding mechanism in its universal service fund department which determined support allocation based upon the density of

households. The NUSF-26 high-cost support distribution targets out-of-town sparsely populated areas.

The Commission staff proposed a Unifying Mechanism which was aimed at deaveraging zones based on in-town and out-of-town areas to align the UNE zone averaged rates with the support amounts allocated by the NUSF-26 mechanism and ported to competitive local exchange carriers from the incumbent local exchange carriers.

Updated Staff proposals were released on February 13, 2007. Comments and testimony were filed by interested parties. On May 1, 2007, the Commission held a hearing in this proceeding. The Commission is currently deciding the issues raised by the interested parties and a decision is forthcoming.

*C-3581/
NUSF-55 In the Matter of the Application of HunTel CableVision, Inc., d/b/a HunTel
Communications, Blair, seeking designation as an Eligible Telecommunications
Carrier (ETC) in its designated service area in the State of Nebraska.*

On April 10, 2006 HunTel CableVision, Inc., d/b/a HunTel Communications, (HunTel) out of Blair, Nebraska, filed an application asking the Commission to designate it as an Eligible Telecommunications Carrier (ETC) pursuant to 47 U.S.C. Section 214(e)(2) of the federal Telecommunications Act of 1996 (the Act) and a Nebraska Eligible Telecommunications Carrier (NETC). The Act and FCC rules, regulations and orders offer some guidance for the designation process. The Commission reviews the application to determine whether the applicant will offer the supported services as defined by the FCC throughout the designated area, whether the applicant will sufficiently advertise its services throughout the area.

A hearing was held on Huntel's application on August 29, 2006, in Lincoln. On September 26, 2006, the Commission approved Huntel's request and designated Huntel as an ETC and NETC.

*C-3583/
NUSF-56 In the Matter of the Application of Three River Communications, LLC,
Lynch, seeking designation as an Eligible Telecommunications Carrier (ETC) in
its designated service area in the State of Nebraska.*

On April 10, 2006, Three Rivers Communications, LLC, (Three Rivers) out of Lynch, Nebraska, filed an application asking the Commission to designate it as an Eligible Telecommunications Carrier (ETC) pursuant to 47 U.S.C. Section 214(e)(2) of the federal Telecommunications Act of 1996 (the Act) and a Nebraska Eligible Telecommunications Carrier (NETC). The Act and FCC rules, regulations and orders offer some guidance for the designation process. The Commission reviews the application to determine whether the applicant will offer the supported services as defined by the FCC throughout the designated area, whether the applicant will sufficiently advertise its services throughout the area.

A hearing was held on Three River's application on August 29, 2006, in Lincoln. On September 26, 2006, the Commission approved Three River's request and designated Three Rivers as an ETC and NETC.

*C-3702/
NUSF-60 In the Matter of the Nebraska Public Service Commission, on its own
motion, seeking to investigate Clarks Telecommunications Company's
Access Rates.*

On October 4, 2006, Clarks Telecommunications Company (Clarks) filed a letter with the Communications Department notifying the Commission of its intent to increase its switched access rates effective October 16, 2006. On October 11, 2006, the Commission opened an investigation for the purpose of reviewing Clarks' proposed access rate increase. Qwest Corporation also intervened in the investigation. After discussions with the Commission staff, the parties requested the Commission approve a stipulated agreement which included the withdrawal of the proposed access rate increase. On December 19, 2006, the Commission approved the stipulated agreement. On January 30, 2007, the Commission formally closed the investigation.

*C-3716/
NUSF-60.01 In the Matter of the Nebraska Public Service Commission, on its own
motion, seeking to investigate Qwest Corporation's Access Rates.*

On October 13, 2006, Qwest Corporation (Qwest) filed a notice with the Commission of its intent to increase its switched access rates. On November 8, 2006, the Commission opened an investigation for the purpose of reviewing Qwest's proposed access rate increase.

On December 19, 2006, Qwest and Commission Staff entered into a stipulation agreeing to move the hearing to a later date. On February 14, 2007, Qwest filed a formal request to withdraw its tariff filing. The Commission granted the request and closed the investigation as the issue was then moot.

*C-3725 In the Matter of the Application of United States Cellular Corporation, Chicago,
Illinois, seeking designation as an eligible telecommunications carrier pursuant
to section 214(e)(2) of the Communications Act of 1934.*

On November 21, 2006, United States Cellular Corporation, (USCC) out of Chicago, Illinois, filed an application asking the Commission to designate it as a competitive Eligible Telecommunications Carrier (ETC) pursuant to Section 214(e)(2) of the Telecommunications Act of 1934, as amended (the "Act"), 47 U.S.C. § 214(e)(2), and Section 54.201 of the Federal Communications Commission's (FCC) rules, 47 C.F.R. § 54.201. A number of rural telephone companies intervened in the case. The Act and FCC rules, regulations and orders offer some guidance for the designation process. The Commission reviews the application to determine whether the applicant will offer the supported services as defined by the FCC throughout the designated area, whether the applicant will sufficiently advertise its services throughout the area. In areas served by rural telephone companies as defined by the Act, the Commission must also find the designation will serve the public interest.

USCC also requested permission to serve areas below the study area level, in other words, an area smaller than some exchanges of the incumbent local telephone carrier. This requires the Commission to determine whether sufficient protections are in place to prevent the carrier from serving only the low cost customers in the rural incumbent's exchange. If the

Commission finds the protections are not sufficient, USCC must seek further permission from the FCC to receive support in a service area below the study area level.

A hearing was held on USCC's application on March 26, 2007, in Lincoln. On July 3, 2007, the Commission approved USCC's request and designated USCC as an eligible telecommunications carrier.

*C-3734/
NUSF-63 In the Matter of the Nebraska Public Service Commission, on its own motion, to develop a repository for information collected in response to federal intercarrier compensation proposals.*

On July 25, 2006, the Federal Communications Commission (FCC) released an intercarrier compensation proposal known as the "Missoula Plan" for comment. On December 12, 2006, the Commission opened a docket to request information from all incumbent local exchange carriers in an effort to determine the appropriate size of Nebraska's portion of the proposed Early Adopter and Restructuring Mechanisms. The order included a protective order and requested comments to be filed by December 15, 2006. Nebraska, along with a few other state commissions, filed the information with the FCC so that consideration would be given to states which developed state universal service programs, raised local rates, reduced access charges or implemented a combination of these changes in response to the Telecommunications Act of 1996. No action has been taken by the FCC as of yet on the Missoula Plan or the Early Adopter and Restructuring Mechanism proposals.

C-3739 In the Matter of the Application of Alltel Communications of Nebraska, Inc., Little Rock, Arkansas, seeking expansion of Eligible Telecommunications Carrier Designation pursuant to section 214(e)(2) of the Communications Act of 1934.

On December 15, 2006, Alltel Communications of Nebraska, Inc., (Alltel) out of Little Rock, Arkansas, filed an application with the Commission asking to expand its designation as a competitive eligible telecommunications carrier (ETC) pursuant to Section 214(e)(2) of the Telecommunications Act of 1934, as amended (the "Act"), 47 U.S.C. § 214(e)(2), and Section 54.201 of the Federal Communications Commission's (FCC) rules, 47 C.F.R. § 54.201. A number of rural telephone companies intervened in the case, but later withdrew their intervention and protest to the application.

The Commission reviews the application to determine whether the applicant will offer the supported services as defined by the FCC throughout the designated area, whether the applicant will sufficiently advertise its services throughout the area. In areas served by rural telephone companies as defined by the Act, the Commission must also find the designation will serve the public interest.

Alltel was designated by the Commission on March 7, 2006, to be a competitive ETC. In that application, a hearing was held and after reviewing the evidence the Commission determined that Alltel satisfied each of the requirements set forth in the Commission's designation rules and applicable federal regulations for designation as a competitive ETC. The Application was approved unanimously.

In the subsequent application, Alltel requested to expand its ETC designation to areas previously not requested. On February 27, 2007, the Commission approved Alltel's request and expanded Alltel's designation as an eligible telecommunications carrier.

*C-3728/
PI-125 In the Matter of the Commission, on its own motion, seeking to investigate consumer complaints concerning the receipt of certain pre-recorded telephone messages in Nebraska.*

On December 5, 2006, the Commission opened this investigation on its own motion to investigate certain consumer complaints concerning the receipt of pre-recorded telephone messages in response to several consumer complaints filed with the Commission reporting the receipt of certain pre-recorded messages. The messages purported to be from candidates seeking office in the last election on November 7, 2006. According to the consumer complaints, several calls containing a pre-recorded message, called "robo calls," were received by consumers, in some instances several times a day, on November 7, 2006, and the days prior to the election. The calls reported included no identifying or contact information on the person or organization making the call.

In the course of the investigation, the Commission received information concerning three telephone numbers that were captured on caller Identification (ID) by one consumer complainant when they received one of the pre-recorded automatic dialer calls at issue. On December 8, 2006, the Commission issued three subpoenas to the carrier's that were listed as issuing the captured telephone numbers. Based on the response received to one of the subpoenas, a fourth subpoena was issued to another carrier on January 3, 2007.

The information received pursuant to the subpoenas showed that the three numbers captured were very likely not the numbers used by the automatic dialing-announcing device to place the calls. The Commission postulated that some sort of caller ID manipulating technology was employed to enable the actual line used by the automatic dialing-announcing device to not display on the caller ID screen, but instead an inaccurate and incorrect number. The phrase caller ID "spoofing" has been coined to describe the manipulation technology that sends false number information to caller ID systems. On June 5, 2007, the Commission issued an order with its findings, concluding that the use of caller ID spoofing technology made it practically impossible to trace the originating numbers from which the robo calls were placed or find those responsible for connecting and sending the auto dialer calls. The order also urged both state and federal legislators to consider legislation that would limit the use of calling ID spoofing technology.

*C-3745/
PI-126 In the Matter of the Commission, on its own motion, seeking to investigate time release intervals for participants of telephone calls once a disconnect signal or on-hook signal is detected.*

On January 17, 2007, the Commission opened an investigation to review the time switch release times once a called party hangs up. The Commission received reports from consumers concerning their inability to end a telephone call they received in a reasonable time to then allow them to place a subsequent outgoing telephone call. According to consumer complaints received by the Commission, parties on the receiving end of phone calls were unable to get a dial tone to place an outgoing call for several seconds. In one case, the called party was attempting to place

a subsequent call to emergency services by dialing 911. Consumers reported various time intervals between disconnecting and the ability to place an outgoing call ranging from several seconds to minutes.

Investigation by the Commission revealed that time release intervals after an on-hook signal is received is a function of a telecommunications switch. A data request to certificated carriers providing their own switch functionality concerning switch functionality in time release intervals was sent by the Commission on December 21, 2006.

A workshop was held by the Commission for all interested parties to discuss the issues surrounding switch releases on February 26, 2007. Information received at the workshop indicated that national industry standards may need to be investigated. It was determined that further investigation and information gathering was necessary before a course of action could be recommended. The investigation is currently ongoing.

FC-1323 Amy Miller, Legal Director and Representative of the American Civil Liberties Union Nebraska v. AT&T.

FC-1324 Amy Miller, Legal Director and Representative of the American Civil Liberties Union Nebraska v. Verizon.

On July 25, 2006, the Nebraska ACLU filed complaints against AT&T and Verizon requesting relief from an alleged disclosure of consumer records to the National Security Agency (NSA) after a highly publicized article was published about the alleged release of call records to the NSA by certain companies. AT&T and Verizon filed motions to dismiss claiming lack of jurisdiction, preemption and asserting there was a state secrets privilege which barred any potential discovery into the allegations.

The Commission held oral argument and solicited briefs from the parties. On January 17, 2007, the Commission granted the motions to dismiss because of its lack of jurisdiction to grant the requested relief. The Commission noted that all cases had been consolidated in a federal court which would be probing the allegations and determining whether, if true, the release of call record was in violation of federal law. In addition, the Commission noted that federal efforts were underway in Congress to investigate the wiretapping allegations.

2. Local Competition

A. Competitive Local Exchange Carriers

The following companies received new authority during the 2006-2007 fiscal year to provide local service in the corresponding territories in Nebraska:

Carrier	Territory to be Served	Granted Authority
Aventure Communications	Qwest, Great Plains Communications, Northeast Nebraska Telephone Company, Eastern Nebraska Telephone Company	8/15/2006
Neutral Tandem-Nebraska LLC	Qwest	12/19/2006
American Fiber Network, Inc.	Qwest, Embarq	1/17/2007
First Communications, LLC	Statewide	1/23/2007
PNG Telecommunications, Inc. dba PowerNet Global Comm	Qwest, Windstream	2/6/2007
Long Lines Siouxland, LLC	Statewide	3/13/2007
Mobilitie, LLC	Statewide	5/15/2007
Digital ISP Group, Inc.	Statewide	6/26/2007
Telcentrex, LLC	Statewide	6/19/2007

There are currently 105 carriers that have received Certificates of Public Convenience and Necessity to provide competitive local exchange services in Nebraska; however, not all carriers are currently offering local service in Nebraska.

B. Interconnection Agreements

Under the Telecommunications Act of 1996, a company wanting to compete with a local exchange carrier (LEC) needs to enter into an interconnection agreement with the LEC in whose territory it wishes to offer service. A company may reach an interconnection agreement with a LEC in one of three ways: 1) It may voluntarily negotiate an interconnection agreement; 2) Request adoption of a Commission-approved interconnection agreement in accordance with Section 252(i) of the Act; or 3) Ask for mediation or arbitration if voluntary negotiations are not successful at reaching a mutually-acceptable interconnection agreement. All interconnection agreements that have been approved by the Commission can be found on the Commission's website at <http://www.psc.state.ne.us>. The agreements are divided into the following three categories: 1) Voluntarily-negotiated; 2) Section 252(i) Interconnection agreements; and 3) Arbitrated.

3. Service Testing & Outage Report

The Commission ensures Nebraskans are receiving quality telecommunications service by periodically reviewing performance data provided by telephone companies and by monitoring consumer complaints for indications of potential problems requiring further investigation. All local exchange carriers are using digital switches designed to perform a series of self-diagnostic tests, which makes the monitoring and identification of service quality issues much easier. The Commission's technical staff offers assistance in identifying the source of service problems and is available to assist in resolving service complaints from consumers across the state.

The current service quality standards in the Commission's Telecommunications Rules and Regulations were developed for traditional copper based switched circuit technology. The Commission Staff is conducting the final review of the existing service quality rules and will propose changes intended to be technology neutral.

Reports are required to be filed with the Commission by local exchange carriers when service outages are experienced. The report provides the date and time of the outage, the geographic area affected, the cause of the outage, if known, and an estimate of the access lines affected. Within five days, a final report is filed showing the number of customer trouble reports received related to the outage and the corrective action taken. The following tables show the number of service outages and by type, as well as the total number of outages and access lines affected during the past ten years.

	Cable Cuts	Telephone Equipment Malfunction	Weather	Accidental	Maintenance	Unknown
1996-1997	40	33	8	6	0	12
1997-1998	98	33	12	4	4	13
1998-1999	90	43	6	3	3	11
1999-2000	62	17	4	9	11	21
2000-2001	60	22	5	4	12	70
2001-2002	47	30	3	2	6	40
2002-2003	31	29	5	5	0	28
2003-2004	42	26	2	2	3	23
2004-2005	18	23	2	1	1	8
2005-2006	87	37	5	7	2	6
2006-2007	94	35	12	5	1	2

	Total Service Outages	Total Affected Access Lines	Average Number of Access Lines Affected per Outage
1996-1997	99	244,899	2,474
1997-1998	164	199,900	1,219
1998-1999	156	225,248	1,444
1999-2000	124	276,261	2,228
2000-2001	173	300,276	1,746
2001-2002	127	280,447	2,208
2002-2003	100	201,659	1,027
2003-2004	98	103,571	1,057
2004-2005	63	75,175	1,193
2005-2006	144	88,969	618
2006-2007	149	71,869	482

4. Telecommunications Relay Services

Telecommunications Relay Services (“TRS”) is a telephone transmission service that provides the ability for a person who has a hearing or speech impairment to engage in wireline or wireless communication with a hearing person in a manner that is functionally equivalent to someone without such a disability. Such a definition includes services that enable two-way communication between an individual who uses a text telephone (“TTY”) or other nonvoice terminal device and an individual who does not have such a device. Communications Assistants (“CAs”) transmit (“Relay”) written communication from a text telephone or other nonvoice terminal device to a person using a standard telephone. The person using the standard telephone speaks to the CA who transmits the message to the hearing impaired individual. The relay is funded through a monthly surcharge on all access lines, including voice-based wireless lines. The monthly surcharge was 10 cents per access line in 1993 and 1994. It was seven cents in 1995, 1996 and 1997. In 1998, the surcharge was reduced to six cents, and it was reduced to five cents for the years 1999 through 2001. In 2002 and 2003, the surcharge increased to six cents and seven cents, respectively. LB 530 which became law during the 2003 Legislative Session changed the date of the public hearing to determine the surcharge level from October 1 to April 1 of each year. This bill also changed the effective date of the surcharge assessment period changed from January 1 to July 1. For July 1, 2004, through June 30, 2006, the surcharge remained at seven cents. The surcharge was reduced to five cents for the fiscal year ending June 30, 2007, and remains at the same level through June 30, 2008.

The definition of TRS extends to speech-to-speech (“STS”), video relay services (“VRS”), Internet Protocol (“IP”) and non-English language relay services (Spanish-to-Spanish). STS and non-English language relay services (Spanish-to-Spanish) were mandated by CC Docket 98-67, FCC 00-56, *In the Matter of Telecommunications Relay Services and Speech-to-Speech Services for Individuals with Hearing and Speech Disabilities*, (See also *Order On Reconsideration* CC Docket 98-67, FCC 00-200, released June 5, 2000. This order amended the effective dates for compliance with most of the amended rules adopted in the TRS Order).

In 1995, the Legislature created the Nebraska Equipment Distribution Program which enables qualifying deaf, hard-of-hearing and/or speech-impaired citizens to obtain specialized telecommunications equipment at no expense, subject to certain program restrictions. Funded by the Relay Surcharge, expensive telecommunications equipment, such as text telephones, amplifiers, signaling devices and speech-generating devices have been made available to deaf, hard-of-hearing and/or speech-impaired consumers. For the fiscal year ending June 30, 2007, \$330,284 was expended in the program as compared to \$322,060 for the previous period. Households served in the fiscal year ending June 30, 2007, total 933 as compared to 877 for the previous period.

Summary of Significant Issues Impacting Telecommunications Relay Services State Level

- 1) *LB 661*. The enactment of this bill affects several telecommunications related programs. The following summarizes the impact on the relay fund.
 - Clarifies that any telecommunications provider provisioning service must collect and remit the TRS surcharge on a per-telephone number or functional equivalent basis. This includes wireline, wireless, satellite and Voice Over Internet Protocol (VoIP) providers;
 - Requires that telecommunications providers pursue non-payment of Relay surcharges by subscribers as they would under normal collection practices consistent with current requirements of the NUSF (Nebraska Universal Service Fund). Companies will not be ultimately liable if collection efforts are unsuccessful;
 - Removes the one-cent cap on the amount of the Relay Fund available to Deaf, Hard of Hearing, Speech-impaired and Deaf/Blind individuals to purchase specialized telephone equipment to use the state relay system. The 20-cent cap remains and the PSC has authority to perform an annual review of the surcharge;
 - The bill contains an exemption of remittance obligations on behalf of subscribers who do not have access to relay service.
- 2) The April, 2007 Order setting the surcharge for the fiscal year July 1, 2007 through June 30, 2008, mandated the surcharge remain at the current \$.05 level.

Summary of Significant Issues Impacting Telecommunications Relay Services Federal Level

A number of issues impacting CG (“Consumer and Governmental Affairs Bureau”) Docket 03-123 (“*Telecommunications Relay Services and Speech-to-Speech Services for Individuals with Hearing and Speech Disabilities*”) are as follows:

- 1) On the June 29, 2007, *Order*, the following interim per-minute compensation rates were approved for the various forms of relay service for the period July 1,

2007 through June 30, 2008; 1) \$1.291 for interstate traditional relay (TTY); 2) \$1.409 for interstate Speech to Speech (STS); 3) \$1.291 for interstate captioned telephone service; 4) \$1.293 for interstate and intrastate Internet Protocol (IP) relay and interstate and intrastate IP captioned telephone service (IP CTS) and 5) \$6.644 for interstate and intrastate Video Relay Service (VRS). It should be noted that this is an interim order depending on the resolution of the *2006 TRS Cost Recovery FNPRM* (see item 7 discussion below).

- 2) On June 22, 2007, the Consumer & Governmental Affairs Bureau reminded states and Telecommunications Relay Services providers that they must submit their annual consumer complaint log summaries for the 12-month period ending May 31, 2007, on or before July 2, 2007. The FCC requires state TRS programs to maintain a log of consumer complaints that allege violations of the federal TRS mandatory minimum standards. The Public Service Commission satisfied this requirement by the deadline. A copy of this complaint summary is available by contacting the PSC or accessing the FCC's website.
- 3) State TRS programs must be recertified every five years to ensure that TRS is being provided on a uniform and consistent basis throughout the United States. This certification must provide evidence that the state program adheres to the mandatory minimum requirements as established by the Federal Communications Commission (Commission). The current TRS certifications expire on July 26, 2008. Applications for renewal may be filed with the Commission beginning July 26, 2007. The Public Service Commission (PSC) is involved in this process.
- 4) Disability access obligations of interconnected Voice Over Internet Protocol (VoIP) providers and manufacturers (*Report and Order released June 15, 2007*). Providers of interconnected VoIP services and manufacturers of VoIP customer equipment are now subject to the disability access provisions mandated by Congress under sections 225 and 255. These sections require such equipment or service is accessible to and usable by individuals with disabilities. Additionally, VoIP providers must also contribute to the TRS Fund and offer 711 abbreviated dialing for access to relay services.
- 5) Internet-based Captioned Telephone Service. In the *Declaratory Ruling* released January 11, 2007, IP captioned telephone service (IP CTS) is a type of telecommunications relay service and thus eligible for compensation from the Interstate TRS Fund (Fund). IP CTS allows the user to simultaneously listen to, and read the text of, the other party in a telephone conversation where the connection carrying the captions is via an IP address and routed link.
- 6) Issues relating to emergency call handling by VRS providers. In the *Order* released December 15, 2006, the Commission extended the waiver requiring emergency calls be immediately and automatically transferred to the appropriate public safety answering point (PSAP) for VRS providers. The waiver exists due to the technological considerations relating to geographic determination of TRS calls that originate via the Internet. The waiver is extended to January 1, 2008.

7) On a *Further Notice of Proposed Rulemaking* July 13, 2006, the FCC sought comment on a broad range of issues concerning TRS compensation. Specifically, the FCC seeks comment on the following;

- Alternative cost recovery methodologies for traditional TRS, STS and IP Relay, including the Hamilton Relay, Inc. “MARS” plan (Multi-state Average Rate Structure);
- The appropriate cost recovery mechanism and duration for VRS;
- Issues relating to determining “reasonable” costs and to what extent certain costs, such as indirect, marketing, overhead, outreach should be compensated from the fund;
- Issues relating to continued administration of the fund and criteria for measuring performance and efficiencies.

The following table displays selected historical statistics that reflect the operation of the Nebraska Relay System and Equipment Distribution Program.

A. Telecommunications Relay Service

Selected Historical Statistics (Session Minutes/CapTel Conversation Minutes)

	Monthly Activity Cost											
	Total	Ave Call	Total			CapTel	TRS Prg.	Total	Equip. Prg.	Total		
	Calls (1) (Outbound)	Length (1) (Outbound)	Minutes Of Use	Interstate Minutes	Intrastate Minutes	Intrastate CM	CapTel (\$Amt.)	TRS Program	CapTel (\$Amt.)	Equipment Program	Srchrg Revenue	Srchrg Rate
Jul-02	26,506	4.17	113,307.98	16,298.06	97,009.92			86,823.88		18,248.62	100,681.34	\$0.06
Aug-02	27,569	4.14	117,116.18	16,565.63	100,550.55			89,992.74		10,320.23	100,348.55	\$0.06
Sep-02	26,215	4.02	108,224.79	16,961.11	91,263.68			81,680.99		18,193.43	99,726.88	\$0.06
Oct-02	27,023	4.24	117,881.74	17,938.26	99,943.48			89,449.41		8,072.96	100,591.77	\$0.06
Nov-02	25,622	4.17	109,654.83	16,367.63	93,287.20			83,492.04		19,732.59	100,167.99	\$0.06
Dec-02	25,974	3.98	105,887.75	15,518.91	90,368.84			80,880.11		9,402.91	100,908.30	\$0.06
Jan-03	27,047	4.23	117,298.02	17,023.46	100,274.56			89,745.73		18,776.75	116,541.37	\$0.07
Feb-03	25,143	4.17	107,630.37	16,204.25	91,426.12			81,826.38		19,710.30	118,515.46	\$0.07
Mar-03	25,769	4.15	110,040.58	16,595.85	93,444.73			83,633.03		0.00	117,916.24	\$0.07
Apr-03	26,140	4.11	110,509.33	15,181.20	95,328.13			85,318.68		41,151.12	119,518.77	\$0.07
May-03	26,781	3.91	108,556.64	14,509.85	94,046.79			84,171.88		20,340.15	119,188.94	\$0.07
Jun-03	25,718	3.96	105,454.34	15,986.72	89,467.62			80,073.52		26,673.16	119,308.88	\$0.07
Jul-03	24,072	4.08	101,326.67	15,146.57	86,180.10			77,131.19		2,711.01	119,083.72	\$0.07
Aug-03	25,047	4.01	103,516.06	14,969.42	88,546.64			79,249.24		27,282.53	119,101.00	\$0.07
Sep-03	23,519	4.03	97,488.57	14,410.61	83,077.96			74,354.77		15,742.08	118,829.67	\$0.07
Oct-03	24,198	4.07	101,244.61	13,978.98	87,265.63			78,102.74		25,529.18	119,197.58	\$0.07
Nov-03	22,495	4.20	96,904.28	14,908.51	81,995.77			73,386.21		7,733.91	117,782.57	\$0.07
Dec-03	25,696	4.22	111,067.66	17,129.33	93,938.33			84,074.81		16,542.33	119,417.83	\$0.07
Jan-04	26,590	4.17	113,401.56	15,917.73	97,483.83			87,248.03		20,859.12	118,935.24	\$0.07
Feb-04	25,351	4.17	108,175.58	15,695.37	92,481.21			82,769.79		27,256.64	120,682.99	\$0.07

A. Telecommunications Relay Service

Selected Historical Statistics (Session Minutes/Captel Conversation Minutes)

	Total	Ave Call	Total			CapTel	TRS Prg.	Monthly Activity Cost				
	Calls	Length	Minutes	Interstate	Intrastate	Intrastate	CapTel	TRS	Equip.	Total		
	(Outbound)	(Outbound)	Of Use	Minutes	Minutes	CM	(\$Amt.)	Program	(\$Amt.)	Program	Revenue	Rate
Mar-04	26,695	4.18	114,481.10	16,692.38	97,788.72			87,520.90		29,292.04	120,006.68	\$0.07
Apr-04	25,770	3.98	105,017.33	15,786.93	89,230.40			79,861.21		8,969.60	120,502.22	\$0.07
May-04	25,329	3.87	100,583.19	14,570.66	86,012.53			76,981.21		24,457.84	120,162.45	\$0.07
Jun-04	25,174	3.89	100,602.66	14,983.87	85,618.79			76,628.82		18,303.67	121,659.08	\$0.07
Jul-04	24,075	4.08	101,185.41	15,901.00	85,284.41			76,329.55		12,691.44	121,687.79	\$0.07
Aug-04	25,246	4.02	104,261.18	15,920.86	88,970.32			79,628.44		25,677.58	121,115.31	\$0.07
Sep-04	22,776	4.19	98,304.85	14,604.51	83,700.34			74,911.80	399.00	11,345.25	121,149.52	\$0.07
Oct-04	22,398	4.12	95,172.34	14,571.25	80,601.09	255.24	370.10	72,508.08	1,197.00	27,434.92	121,073.26	\$0.07
Nov-04	21,190	4.23	92,294.52	14,104.47	78,190.05	329.26	477.43	70,457.52	2,247.00	55,352.66	121,282.02	\$0.07
Dec-04	22,119	4.22	95,796.72	15,133.72	80,663.00	1,532.77	2,222.52	74,415.91	8,379.00	48,924.25	120,884.69	\$0.07
Jan-05	21,410	4.28	94,407.27	14,678.80	79,728.47	3,672.96	5,325.79	76,682.77	7,581.00	43,431.32	121,986.50	\$0.07
Feb-05	18,650	4.35	83,425.23	13,855.35	69,569.88	3,385.60	4,909.12	67,174.16	1,995.00	8,694.67	122,530.72	\$0.07
Mar-05	20,390	4.32	90,305.15	13,791.55	76,513.60	4,534.16	6,574.53	75,054.20	6,783.00	39,100.74	122,157.64	\$0.07
Apr-05	18,809	4.31	83,704.27	13,207.07	70,497.20	4,258.50	6,174.83	69,269.82	5,586.00	52,662.21	122,006.57	\$0.07
May-05	19,963	4.17	85,993.01	12,215.77	73,777.24	3,875.25	5,619.11	71,649.74	3,192.00	21,514.60	122,281.68	\$0.07
Jun-05	20,599	4.22	89,982.67	13,018.21	76,964.46	4,483.29	6,500.77	75,383.96	4,389.00	21,739.08	123,614.71	\$0.07
Jul-05	18,564	4.39	83,937.41	14,021.60	69,915.81	4,765.44	6,909.89	69,484.54	1,596.00	7,464.70	123,540.19	\$0.07
Aug-05	19,723	4.32	87,778.15	12,764.58	75,013.57	4,529.00	6,567.05	73,704.20	2,793.00	35,634.76	123,141.59	\$0.07
Sep-05	17,516	4.41	79,807.27	11,955.22	67,852.05	6,443.18	9,342.61	79,807.27	5,985.00	42,092.24	123,452.00	\$0.07
Oct-05	16,927	4.46	78,110.63	12,191.70	65,918.93	7,924.24	11,490.15	70,487.59	1,995.00	22,349.59	123,433.90	\$0.07
Nov-05	17,988	4.36	80,903.80	13,063.38	67,840.42	8,688.55	12,598.40	73,315.58	4,389.00	46,766.53	125,036.47	\$0.07

A. Telecommunications Relay Service

Selected Historical Statistics (Session Minutes/CapTel Conversation Minutes)

	Monthly Activity Cost											
	Total	Ave Call	Total			CapTel	TRS Prg.	Total	Equip. Prg.	Total		
	Calls (1)	Length (1)	Minutes	Interstate	Intrastate	Intrastate	CapTel	TRS	CapTel	Equipment	Srchrg	
	(Outbound)	(Outbound)	Of Use	Minutes	Minutes	CM	(\$Amt.)	Program	(\$Amt.)	Program	Revenue	Rate
Dec-05	17,691	4.43	80,932.17	12,619.49	68,312.68	9,272.18	13,444.66	74,584.51	5,985.00	40,804.36	125,255.93	\$0.07
Jan-06	16,921	4.56	79,449.33	12,800.04	66,649.29	9,649.85	13,992.28	73,643.39	3,990.00	21,013.49	131,549.06	\$0.07
Feb-06	16,002	4.63	76,064.03	11,833.34	64,230.69	8,146.50	11,812.43	69,298.90	3,192.00	27,588.84	131,994.37	\$0.07
Mar-06	17,543	4.64	84,013.75	12,929.45	71,084.30	9,273.10	13,446.00	77,066.45	3,192.00	52,293.93	125,279.87	\$0.07
Apr-06	15,844	4.37	71,441.96	10,761.97	60,679.99	8,718.65	12,642.04	66,950.63	1,995.00	17,020.18	128,053.86	\$0.07
May-06	16,664	4.42	75,850.28	11,533.01	64,317.27	8,340.55	12,093.80	69,657.76	798.00	8,788.31	128,250.44	\$0.07
Jun-06	15,621	4.40	71,033.74	9,997.26	61,036.48	7,107.02	10,305.18	64,932.83	0.00	242.85	127,683.20	\$0.07
Jul-06	15,021	4.50	69,916.11	10,040.35	59,875.76	8,165.08	11,839.37	65,428.18	0.00	937.00	95,920.76	\$0.05
Aug-06	16,294	4.26	71,781.23	9,432.39	62,348.84	8,276.54	12,000.98	67,803.19	5,187.00	67,653.76	93,245.24	\$0.05
Sep-06	13,602	4.45	62,933.34	8,790.23	54,143.11	8,552.91	12,401.72	60,859.80	2,793.00	38,387.58	92,216.76	\$0.05
Oct-06	13,629	4.54	64,170.90	9,660.88	54,510.02	10,350.02	15,007.53	63,794.00	798.00	15,263.66	91,740.06	\$0.05
Nov-06	13,085	4.85	65,578.34	9,430.58	56,147.76	10,442.79	15,142.05	65,394.30	1,661.00	45,437.01	92,667.44	\$0.05
Dec-06	13,496	4.63	64,760.16	10,008.03	54,752.13	10,732.78	15,562.53	64,565.69	1,596.00	31,865.37	92,967.44	\$0.05
Jan-07	14,868	4.70	71,812.85	10,589.14	61,223.71	10,782.83	15,635.10	70,430.32	798.00	22,398.82	93,514.34	\$0.05
Feb-07	12,768	4.76	62,552.60	9,616.14	52,936.46	9,743.88	14,128.63	61,506.76	0.00	20,973.69	94,523.85	\$0.05
Mar-07	14,055	4.56	66,143.08	9,936.30	56,206.78	10,546.95	15,293.08	65,598.15	3,192.00	16,208.40	93,479.22	\$0.05
Apr-07	12,554	4.68	60,961.82	8,819.66	52,142.16	9,805.17	14,217.50	60,884.73	798.00	2,971.40	95,665.06	\$0.05
May-07	13,690	4.41	62,705.22	10,216.04	52,489.18	11,269.96	16,341.44	63,319.26	0.00	28,059.93	92,740.71	\$0.05
Jun-07	12,116	4.31	54,172.11	8,723.32	45,448.79	9,804.75	14,216.89	54,893.56	3,990.00	40,127.47	93,426.11	\$0.05

Note(1): Inbound Calls Serviced By Operator available only from Jan 1991 through Jan 1993. Outbound Calls (excluding General Assistance) used thereafter.

A. Telecommunications Relay Service						
Supplemental Information - Selected Historical Statistics (CapTel Conversation Minutes)						
					Monthly Activity Cost	
	CapTel	CapTel	Ave Call	CapTel	TRS Prg.	Equip. Prg.
	Total CM	Total Calls	Length	Intrastate	CapTel	CapTel
	(Completed)	(Completed)	(Completed)	CM	(\$Amt.)	(\$Amt.)
Oct-04	299	90	3.33	255	370	1,197.00
Nov-04	544	197	2.76	329	477	2,247.00
Dec-04	1,928	619	3.11	1,533	2,223	8,379.00
Jan-05	4,046	1,031	3.92	3,673	5,326	7,581.00
Feb-05	3,753	1,060	3.54	3,386	4,909	1,995.00
Mar-05	5,121	1,522	3.36	4,534	6,575	6,783.00
Apr-05	4,740	1,466	3.23	4,259	6,175	5,586.00
May-05	4,452	1,319	3.38	3,875	5,619	3,192.00
Jun-05	5,338	1,495	3.57	4,483	6,501	4,389.00
Jul-05	5,449	1,707	3.19	4,765	6,910	1,596.00
Aug-05	5,640	1,848	3.05	4,529	6,567	2,793.00
Sep-05	8,460	2,720	3.11	6,443	9,343	5,985.00
Oct-05	10,407	3,178	3.27	7,924	11,490	1,995.00
Nov-05	11,194	3,176	3.52	8,689	12,598	4,389.00
Dec-05	12,243	3,564	3.44	9,272	13,445	5,985.00
Jan-06	12,033	3,587	3.35	9,650	13,992	3,990.00
Feb-06	10,333	3,098	3.34	8,147	11,812	3,192.00
Mar-06	11,876	3,551	3.34	9,273	13,446	3,192.00
Apr-06	10,969	3,245	3.38	8,719	12,642	1,995.00
May-06	10,643	3,282	3.24	8,341	12,094	798.00
Jun-06	9,028	2,929	3.08	7,107	10,305	0.00
Jul-06	10,204	3,112	3.28	8,165	11,839	0.00
Aug-06	10,483	3,303	3.17	8,277	12,001	5,187.00
Sep-06	11,116	3,220	3.45	8,553	12,402	2,793.00
Oct-06	12,589	3,537	3.56	10,350	15,008	798.00
Nov-06	12,714	3,833	3.32	10,443	15,142	1,661.00
Dec-06	13,785	3,625	3.80	10,733	15,563	1,596.00
Jan-07	13,723	3,503	3.92	10,783	15,635	798.00
Feb-07	12,697	3,183	3.99	9,744	14,129	0.00
Mar-07	13,267	3,563	3.72	10,547	15,293	3,192.00
Apr-07	11,952	3,116	3.84	9,805	14,218	798.00
May-07	13,612	3,957	3.44	11,270	16,341	0.00
Jun-07	12,624	3,507	3.60	9,805	14,217	3,990.00

5. Extended Area Service

Extended Area Service (EAS) allows customers in one exchange to place calls to, and receive calls from another exchange, without paying additional long distance charges. The key points of the basic rules and regulations established by the Commission relating to EAS are:

- A petition seeking to establish EAS must contain the signatures of either 750 or 25 percent of the customers of the exchange whichever is less.
- To determine if sufficient traffic exists to establish EAS, certain traffic criteria must be met in at least two of the three most recent months for which data is available.
- A telephone company may file an Optional Enhanced Area Calling Plan (OEACP) as an alternative to EAS.
- If the minimum required signatures are obtained, and there is sufficient traffic to meet the requirements, informational meetings must be held in the petitioning exchange to inform the public of the proposed rates for EAS and to assess the public's interest in receiving EAS.
- Following an unsuccessful attempt at implementing EAS, at least 12 months must lapse before additional attempts for EAS are made.
- When put to a vote, EAS must receive the support of more than 50 percent of the customers in an exchange who vote.

Two EAS applications were made during fiscal year 2007: C-3737 and C-3738, both requesting the Commission to establish EAS service between the communities of Crookston, Kilgore, and Cody.

While sufficient petitions were gathered to initiate a traffic study, the results of the study failed to meet the minimum criteria established by the Public Service Commission rules. However, Great Plains Communications committed to look further into the study data and correspond with customers in the area.

The goal of both Great Plains Communications and the Public Service Commission is to determine if there is enough customer support to offer an alternative calling program that would be beneficial to the customers of Crookston, Kilgore, and Cody. Further information is expected to be provided by Great Plains Communications during the October – November 2007, time frame. In the interim these two dockets will be held in abeyance until the additional analysis is completed.

6. Numbering Issues

Area Code Conservation Efforts

Background

In May of 1999, the Commission received information from the North American Number Plan Administrator that the number of assignable prefixes (otherwise known as central office NXX codes) available for area code 402 were in danger of being depleted in less than two years. The 402 area code covers the eastern third of the state and includes the cities of Omaha, Bellevue and Lincoln.

The Commission opened a public investigation and determined that employing number conservation methods could significantly delay the need for area code relief measures. Possible area code relief measures are boundary changes, splitting an area code, or introducing a new area code overlaid on an existing area code. In September of 1999, the Commission filed a petition with the Federal Communications Commission (FCC) requesting authority to implement area code conservation methods within Nebraska, with special attention on the 402 area code. Specifically, the Commission requested authority for thousands-block number pooling, reclaiming unused central office codes, auditing number assignments, and reviewing distribution activities of service providers. Thousands-block number pooling allows telecommunications carriers that require new numbering resources to receive numbers in blocks of 1,000, rather than an entire central office code, which contains a block of 10,000 numbers.

On July 20, 2000, the FCC released an order granting the Commission's petition. The Commission set July 1, 2001, as the deadline for implementation of thousands-block number pooling in the Omaha MSA rate center. The cumulative effect of the conservation measures, and the voluntary efforts of the telecommunications carriers in Nebraska, resulted in extending the forecasted exhaust date for numbering resources in the 402 area code from the second quarter of 2001 to the first quarter of 2004.

On a national level the FCC set November 24, 2003, as the date at which all wireless carriers must be capable of supporting thousands-block pooling regardless of the geographical area served. The FCC also set May 24, 2004, as the date at which all wireline carriers serving rate centers in the top 100 MSAs must be capable of supporting thousands-block number pooling and local number portability. The only Nebraska MSA in the top 100 is Omaha-Council Bluffs. The effect of these pooling requirements, combined with continued efforts at the state level, resulted in new forecast being issued in June of 2004 setting the forecasted exhaust date for the 402 area code at the second quarter of 2006.

The national Pooling Administrator has in place all necessary tools and processes to enable thousands-block pooling by carriers within the same rate center in both the 308 and 402 area codes. At the request of the Commission, the Pooling Administrator has classified all Nebraska rate centers as voluntary pooling capable. This allows any capable

carrier to donate to, or use numbering resources from, the thousands-block number resource pool instead of opening a new central office code of 10,000 numbers.

On November 13, 2003, the Commission opened Docket C-3049 to conduct an investigation of various proposed solutions for extending the life of area codes 308 and 402. The Commission held hearings and workshops while staff worked with various industry groups to identify and evaluate alternative methods which could extend the life of the numbering resources in Nebraska. It was the conclusion of the work shop that while alternate methods of implementing thousands-blocks numbering resources were technically feasible, there were significant unresolved issues related to the routing of calls and appropriate carrier compensation.

There are two primary methods of extending the life of numbering resources in an area code; thousands-block number pooling and rate-center consolidation. Both techniques can be applied on a rate-center by rate-center basis to achieve specific objectives.

Thousands Block Number Pooling

As part of the efforts under C-3049, the Commission requested the North American Numbering Plan Administrator to conduct a pro forma evaluation of the impact of mandatory pooling on the forecasted exhaust date for Area Code 402. The evaluation considered only those exchanges in which there are currently two or more carriers. The evaluation indicated that mandatory pooling could move the forecasted exhaust date for area code 402 from the second quarter of 2006 to the third quarter of 2010.

Under the current rules and regulations the implementation of mandatory pooling can occur only if the FCC issues specific authority to Nebraska. On November 11, 2004, Nebraska submitted a petition to the FCC for delegated authority to implement mandatory thousands-block number pooling in selected rate centers within the 402 area code. Seven other states submitted similar petitions and all comments submitted to the FCC were in support of the petitions.

On February 24, 2006, the FCC released “ORDER AND FIFTH FURTHER NOTICE OF PROPOSED RULEMAKING”, granting Nebraska’s petition for authority to implement mandatory thousands-block number pooling in the 402 area code. The Commission has used the authority granted to implement mandatory pooling in two steps.

On March 14, 2006, the Commission issued an order under C-3049 implementing mandatory pooling in the rate centers served by Alltel (now Windstream Communications), Qwest, and Frontier Communications (Citizens). Because these three carriers had been voluntarily participating in thousands block pooling they were able to make the transition from voluntary pooling to mandatory pooling in the 155 rate centers they serve without any delay.

On May 3, 2006, the Commission conducted a workshop during which the NeuStar Pooling Administrator provided the remaining carriers in the 402 Area Code with information concerning the steps and typical time-line used when a rate center changes from voluntary pooling to mandatory pooling. Carriers were asked to review the proposed time line and provide feedback to the Commission by May 22, 2006. The Commission held a hearing on June 1, 2006, and sought comments on the prospect of designating all rate centers in the 402 area code as mandatory and a proposed implementation schedule for mandatory pooling of the remaining 94 rate centers. No parties submitted comments or testimony against designating the remaining 94 rate centers as mandatory or proposed an alternate implementation date.

On June 27, 2006, the Commission issued an order under C-3049 implementing mandatory pooling in the remaining 94 rate centers effective November 1, 2006. Two carriers, Great Plains Communications, Inc. and Northeast Nebraska Telephone Co were in the process of upgrading switch platforms and requested a waiver of the November 1, 2006, implementation date. Northeast Nebraska Telephone Co. has completed the upgrade of their switches and have donated the excess blocks from their exchanges in the 402 area code. Great Plains was able to meet the November 1, 2006, commitment for 19 rate centers and requested a waiver for the remaining 14 rate centers with a scheduled implementation plan that will have mandatory pooling implemented in all of their exchanges by March 31, 2008. Great Plains is on schedule for the proposed implementation plan and the Commission continues to monitor their progress.

One of the advantages of having all rate centers in the 402 Area Code designated as mandatory pooling will be that any carrier requesting numbering resources will have to obtain them at the thousands-block level through the Pooling Administrator. The Pooling Administrator will assign a thousands-block from the existing pool or open a full code to populate the pool. Only the needed blocks will be assigned leaving the remaining resources in the pool available for additional carriers.

The North American Numbering Plan Administration reports indicate the following status of Nebraska's numbering resources as of August 31, 2007.

Area Code	NXX Codes Assigned	NXX Codes Available
308	311	466
402	717	66

Reports from the Pooling Administrator identify that voluntary pooling in Nebraska has resulted in the following donation and utilization of thousands-blocks in Nebraska as of August 31, 2007.

Area Code	Number of Rate Centers	Rate Centers with Blocks	Thousands - Blocks Assigned	Thousands - Blocks Available	Estimated Full NPA-NXX Codes Saved
308	178	28	117	308	21
402	281	79	661	2124	69

The Pooling Administrator estimates that 16 full NPA-NXX codes in area code 308 have been saved since the first thousands-blocks were donated in April 25, 2003, and 42 full NPA-NXX codes in area code 402 have been saved by thousands-block number pooling since the first thousands-blocks were donated to the pool on October 31, 2001.

The cumulative effect of the proactive conservation measures taken by the Commission have resulted in the North American Numbering Plan Administrator extending the forecasted exhaust date for the 402 area code from the second quarter of 2008, reported last year, to the third quarter of 2009. The forecasted exhaust date for the 308 area code has been extended from the third quarter of 2026 to the third quarter of 2029. However, with the advent of new technologies such as Voice over Internet Protocol, free Voice Mail services, and the unknown demand upon numbering resources, forecasted exhaust dates remain very dynamic.

The Commission believes that the number conservation measures it has taken in the 402 area code has been successful in delaying the need for costly and potentially confusing area code relief measures. The Commission will continue to seek out and implement number conservation methods and procedures, and will encourage voluntary cooperation, including implementing number pooling, by telecommunications carriers operating in the 308 area code. These steps should extend the life of our two area codes and delay the substantial cost to the industry and ratepayers associated with any area code relief plan.

Rate Center Consolidation

Rate Center consolidation is the process of merging two or more rate centers geographical adjacent to each other into a single rate center for the purposes of number assignments and the rating and routing of calls. In metropolitan areas rate center consolidation can have a major impact on extending the life of an area code because numbering resources previously allocated to a single rate center can now be used across a wider geographical area. The consolidation of the Gretna and Elkhorn rate centers into the Omaha rate center made over 90,000 new numbers available for use anywhere in the Omaha rate center.

On July 12, 2005, Qwest proposed to the Commission to merge the Gretna, Elkhorn, and Omaha rate centers into one consolidated rate center at Omaha. The Commission opened Docket C-3447/PI-101 to solicit input on the proposed rate center

consolidation. This type of action enables existing numbering resources to be used over a larger geographic area providing significant expansion capability without using new central office codes. The Commission approved the proposed rate center consolidation on August 30, 2005 and the consolidation of Gretna and Elkhorn into the Omaha rate centers was implemented on July 20, 2006.

Prior to the consolidation of the Gretna and Elkhorn rate centers with the Omaha rate center the December 2005 National Resource Utilization and Forecast (NRUF) data indicated a total of 117,00 telephone numbers were allocated to all of the carriers for use only in the Gretna/Elkhorn area. Of these 117,000, only 21,119 (or 18%) were assigned to working numbers; 2,082 were in transition or for administrative use leaving 93,799 numbers unassigned. With the rate center consolidation those 93,799 numbers became available for use across the entire Omaha rate center which could potentially save seven to nine full codes in the 402 area code.

The Commission will be looking for other opportunities to use rate center consolidation as a tool in extending the life of our area codes, especially 402.

7. N11 Dialing Code

Background

The FCC designated various three-digit dialing, or “N11,” codes for specific purposes in CC Docket 92-105, *In the Matter of the Use of N11 Codes and Other Abbreviated Dialing Arrangements*. State commissions, in turn, are delegated the responsibility of implementing the assigned dialing codes. Nebraska has assigned the use of “211”, “511”, “711 and “811”.” By tradition 911 has been reserved for access to emergency services, typically through a Public Service Answering Point (PSAP). For each code, carriers seeking cost recovery are required to make an application to the Commission for reimbursement. To date, no carriers have applied for cost recovery.

Specific information on the N11 dialing codes implemented in Nebraska is provided in the following sections.

211 Dialing Code

The Commission assigned “211” to United Way of the Midlands for access to “First Call for Help.” First Call for Help connects people in need of health and human services assistance with the appropriate providers of such services. Dialing “211” does not result in any additional telephone charges for the consumer.

Current Status

United Way continues to expand the availability of First Call For Help to the citizens of Nebraska through 211. The current status of 211 Access is shown on the following page:

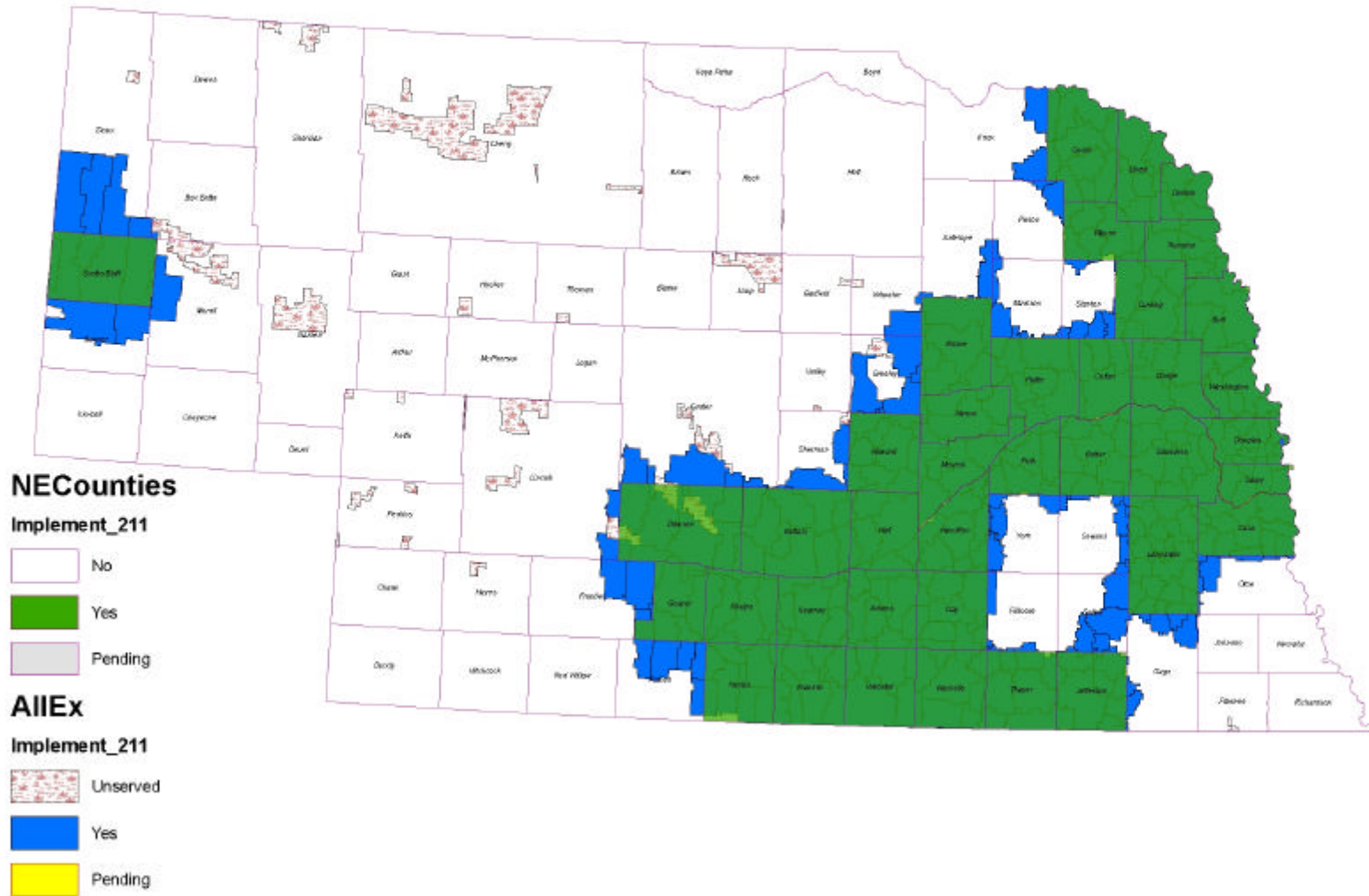
Order Number	Counties/Areas	Implementation Date
C-2621	Douglas & Sarpy	02/20/02
C-2732	Dodge & Cass	10/01/02
C-3061	Hall, Hamilton, Howard, Merrick	07/01/04
C-3066	Saunders & Washington	07/01/04
C-3099	City of Lincoln, Lancaster	07/01/04
C-3221	Dawson, Phelps, Kearney, Harlan, Franklin, Buffalo, Gosper	09/02/04
C-3256	Scotts Bluff	11/03/04
C-3277	Dakota County	05/01/05
C-3327	Adams, Clay, Nuckolls, Webster Counties	06/22/05
C-3344	Boone, Nance, Platte, Colfax Counties	06/29/05
C-3403	Polk, Butler	08/15/05
C-3446	Dixon & Wayne	12/02/05
C-3454	Cuming, Burt, Thurston	12/23/05
C-3464	Thayer County	12/23/05
C-3489	Cedar County	02/08/06
C-3505	Jefferson County	04/11/06

Currently 38 Nebraska counties have entered into an agreement with United Way of the Midlands to provide service through 211. Based on the 2004 Census figures, approximately 79% of Nebraska residents can reach United Way of the Midlands by dialing 211.

A. Nebraska 211 Coverage

The map on the next page shows the current status of 211 in Nebraska.

Nebraska 211 Coverage - August 2007



311 Dialing Code

311 is the nationally assigned access code for non-emergency police and government services and has not been implemented in Nebraska at this time.

411 Dialing Code

411 is the nationally assigned access code to local directory services. When a consumer dials 411 they will be connected with the directory services group for their service provider (local exchange carrier, wireless carrier, or if a 1+ is dialed first their long distance carrier). Charges may be incurred for use of these service and are established by tariff filings with the Commission for local and long distance carriers.

511 Dialing Code

Weather reports and route specific road conditions can be obtained 24 hours a day for interstate and state highways throughout Nebraska by dialing 511 from any telephone in Nebraska. There is no charge to callers. The Nebraska State Patrol and Department of Roads manage this program.

611 Dialing Code

611 is assigned nationally as the access code to a carriers repair service organization.

711 Dialing Code

In CC Docket 92-105, *In the Matter of the Use of N11 Codes and Other Abbreviated Dialing Arrangements* the FCC designated 711 as the dialing for access to all telecommunication relay services (TRS). The Nebraska Public Service Commission opened Application No. C-2417 to examine issues related to the implementation of three-digit, 711, for access to all telecommunication relay services (TRS) in Nebraska. The FCC order further established an October 1, 2001, deadline for all telecommunications carriers, including wireline, wireless, PBX and payphone providers. On January 9, 2001, the Commission approved C-2417 and established June 29, 2001, as the implementation deadline for 711.

The Nebraska Relay Service is designed to enable persons who are Deaf, Hard of Hearing, or Speech Disabled to communicate on the telephone with the general public.

The current status of the Nebraska Relay Service can be found in Part III, Section 4 of this report.

811 Dialing Code

Nebraska statute (76-2301 – 76-2330) established the One-Call Notification System Act for the purpose of preventing injury to persons and damage to property and the interruption of utility services resulting from accidents caused by damage to underground

facilities. Since 1995, Diggers Hotline has been the link between people who want to excavate and the underground facility owner/operators. Access to the Diggers Hotline center, located in Omaha, has been through either the local number (402) 344-3565 or the toll free number (800) 331-5666. The State Fire Marshal's Office is the oversight organization for the One-Call Notification System.

On March 14, 2005, under the Sixth Report and Order in CC Docket 92-105, *In the Matter of the Use of N11 Codes and Other Abbreviated Dialing Arrangements*, the FCC designated 811 as the national abbreviated code to be used by states and delegated the authority to states to address the technical and operation issues associated with the implementation of the 811 code. This national abbreviated code does not change the numbers currently used to access the One-Call Notification System – it will simply provide an easily recognized n11 code to establish the connection to the One-Call Notification System. Per the FCC order 811 April 13, 2007, was set as the implementation date.

An 811 Task Force was established by the Nebraska Public Service Commission and consisted of the Chairman and Director of Diggers Hotline and representatives of both the wireline and wireless carriers in Nebraska. Because the implementation of 811 would be accomplished in the same manner as previous n11 dialing codes, it was determined that there were no technical implementation issues.

One operational issue raised was how to handle a misdialed 911 call. It was recommended by Diggers Hotline, and approved by the Task Force, that when a person dials 811 a simple message would be given stating if they were trying to reach 911 for an emergency they should hang up and redial.

On December 19, 2006, the Nebraska Public Service Commission issued C-3479/PI-107 setting April 13, 2007, as the deadline for all carriers to implement the routing of 811 to the toll free number provided by Diggers Hotline (888-827-9309) and all carriers were to include 811 information in all directories published after April 1, 2007.

811 has been implemented in all Nebraska telephone exchanges.

911 Dialing Code

911 is the nationally designated access code to Emergency Services. Detailed information on the state of 911 in Nebraska is found in Part VIII, Section A of this report.

8. Nebraska Internet Enhancement Fund

The Nebraska Internet Enhancement Fund (NIEF) was established to provide financial assistance to install and deliver broadband or other advanced telecommunications infrastructure and service throughout the state. The first round of grants were successfully completed in the spring of 2006. The Commission staff, with the assistance of the NIEF Advisory Board, evaluated the initial grant awards and projects and solicited feedback and comment for grant recipients in preparation for a second round of grants.

The round two Pre-Application period opened on June 1, 2006. Five pre-applications were submitted by the September 15, 2006, deadline. Three pre-applicants were invited to submit full applications for funding by November 15, 2006. On January 30, 2007, the Commission awarded grants to The Village of Broadwater in the amount of \$75,000; The Village of Dix in the amount of \$50,000; and The Furnas and Harlan County Partnership in the amount of \$112,316. Each project is expected to be completed within 1 year from the award grant.

9. The Nebraska Competitive Telephone Marketplace Fund

The Competitive Marketplace Fund consists of voluntary payments made by Qwest for failure to comply with the requirements of a Quality Performance Assurance Plan (“QPAP”). The QPAP became effective once Qwest was approved by the Federal Communications Commission (“FCC”) to provide long distance service in Nebraska. For fiscal year 2005-06, voluntary payments deposited to the fund totaled \$29,875.00 as compared to \$37,200 for the fiscal year 2006-07. Voluntary payments consist both of Tier 1 and Tier 2 payments with Tier 1 being remitted directly to CLECs (“Competitive Local Exchange Carriers”) and Tier 2 remitted to the Public Service Commission (“Commission”).

The QPAP provides that periodic audits of Qwest’s performance be analyzed by an independent firm. For the test year 2004 and 2005, Liberty Consulting was chosen by a collaborative process with the 13 states currently being served by Qwest to conduct the audit. Liberty released the audit report for the 2004 test period on Qwest’s performance plan. Nebraska is currently participating in the 2005 test year audit with the other 14 states served by Qwest.

Costs charged to the program for fiscal year 2005-06 were \$23,580 of which \$19,716 consists of accounting and auditing services for monitoring the Qwest Performance Assurance Plan.

Current Nebraska statutes (Statutory Reference 86-127) limit the balance in the fund. If the fund balance exceeds \$100,000 dollars the Commission is responsible for remitting such excess to the Nebraska Internet Enhancement Fund.

PART IV

Review of the Level of Rates of Local Exchange And Interexchange Companies

This section of the report provides current local rates and historical information on local rate changes of carriers, in addition to discussing some changes that are taking place in the long distance market. Due to the introduction of competition in some local exchanges, financial information – specifically the financial status of local exchange companies, has been omitted from the report.

1. Local Exchange Rates

In 1999, the Commission completed a docket to review the levels of local, long distance, and access charge rates. Since rates varied greatly throughout the State, with many local rates covering only a portion of their cost of service, the Commission implemented a policy using “targeted” local service rates for incumbent local carriers. These monthly rates were \$17.50 for-party residential service, and \$27.50 for business service. Long distance rates and access charge changes took place at the same time. In addition, these changes became conditions for companies to participate in the Nebraska Universal Service fund. Companies wanting to increase their rates above these levels can use the statutory processes to petition their customers for rate increases, or can file their proposed rates with the Commission for a determination of rates. The two tables at the end of this section provide a history of the local rate changes as well as the current local rates charged by incumbent local exchange carriers (ILECs), in the State. The local rates listed have not changed from those listed in our previous report.

The Telecommunications Act of 1996 provided that other competitive local exchange carriers (CLECs), could enter this market through the use of their own facilities or interconnecting with incumbent carriers. As of this report, 105 CLECs have been authorized by the Commission to provide local service throughout the State, and of those, 33 report that they are serving customers in Nebraska as of December 31, 2006. These CLECs provide service to 31% of the total access lines in the State. Generally, these companies have rates comparable to the target rates, and have been bundling services to compete in the local market.

2. Financial Statistics

The financial information related to local exchange company earnings is not being reported for 2006. Competition in this market and company-specific data may reveal competitively sensitive information. Thus, the annual reports filed by the local exchange companies remain available at the Commission for use by Commissioners and Commission staff. Portions of the reports that are not proprietary are available for public inspection.

3. Long Distance Telephone Rates/Access Charges

Long distance service has been competitive in Nebraska for a number of years, with a variety of carriers and plans for customers. Their rates are based, in part, on the access charges which they are charged by the local carriers for originating and terminating calls in Nebraska. The system of payments among communications carriers is called intercarrier compensation. In July of 2006, a NARUC task force filed a revision of the intercarrier compensation plan with the Federal Communication Commission, (FCC), called the "Missoula Plan". The intent of the plan was to accommodate changes which have taken place in the industry such as cellular usage and Voice Over Internet services. Comments have been filed on this plan, and it is pending before the FCC at this time.

4. Explanation of Telephone Bill Charges

Customers contacting the Commission regarding telephone complaints continue to complain of the high percentage of their bill which is attributable to "taxes and surcharges". In some cases, the tax and surcharge portion represents nearly 20% of the total bill. On page 45, we have listed a number of the surcharges and/or taxes which may appear on a telephone bill, and have attempted to explain the nature and the jurisdiction for the charge. A couple of recent changes which took place since our last report are changes to the Federal Excise Tax and the expansion of the In-State Connection Fee.

In May of 2006, the Treasury Department announced that the 3% excise tax on long distance telephone service would be terminated. The legality of this tax on long distance service was overturned by five different federal appeals courts, and the Internal Revenue Service was faced with refunding the tax. This became the basis for consumers to apply for excise tax refunds on their 2006 Federal Income Tax returns. Although consumers and carriers have urged Congress to repeal the excise tax on local telephone service, to date that has not happened and the excise tax remains on the bill. However the remaining excise tax will only be applied to the local portion of the telephone bill.

AT&T announced in April of 2007 that they were implementing an In-State Connection Fee on all their Nebraska business customers. The reason for the \$2.99 monthly charge was due to the local companies in Nebraska charging AT&T to carry their in-state long distance and local toll calls. The fee will be waived for customers who subscribe to AT&T local service and customers making no in-state long distance calls during the month. Although this change relates to Business customers only, a similar fee which applies to residential AT&T customers was introduced in October of 2003. This fee was increased from \$1.13 to \$1.63 per month in February of 2005.

A. Basic Local Rate Changes										
Local Exchange Companies										
	2007	2006	2005	2004	2003	2002	2001	2000	1999	1998
Alltel (Now Windstream)						X	1	1	X	X
Arapahoe						X	X	X	X	
Arlington								X	X	X
Benkelman							X	X	X	X
Blair								X	X	X
Cambridge							X	X	X	
Citizens (fka GTE)								X	X	
Clarks								X	X	
Consolidated						X	X	X	X	
Consolidated Telco							X	X	X	
Cozad						X	X	X	X	
Curtis								X	X	
Dalton						X	X	X	X	
Diller						X	X	X	X	
Eastern								X	X	X
Elsie						X	X	X	X	
Eustis						X	X	X	X	
Glenwood						X	X	X	X	
Great Plains						X	X	X	X	
Hamilton										
Hartington								X	X	
Hartman						X	X	X	X	
Hemingford							X	X	X	
Henderson							X	X	X	
Hershey							X	X	X	
Home						X	X	X	X	
Hooper						X	X	X	X	
K & M								X	X	
Keystone-Arthur						X	X	X	X	
NEBCOM								X		
Nebraska Central							X	X	X	X
Northeast						X	X	X		
Pierce								X	X	
Plainview								X	X	
Qwest(fka US West)							1		X	
Rock County								X	X	X
Sodtown				X			X		X	
Southeast NE								X	X	
Stanton								X	X	
Three River							X	X	X	
United (Embarq)									X	
Wauneta							X	X	X	X

(1)Business line rate reduction only. (X) Indicates a rate change

B. Nebraska Local Exchange Carriers
Basic Local Exchange Rates
Effective September 1, 2007

Company	Exchange	Business	Residential
1-800 Reconex dba WesTel		\$27.50	\$17.50
AT&T		\$27.50	N/A
ALLO		\$31.00	\$31.00
Alltel (Now Windstream)		\$27.50	\$17.50
Alltel Midwest		\$37.00	\$16.00
Applied Communications Tech.		\$44.80	\$21.40
Arapahoe Telephone Co.		\$27.50	\$17.50
Group 1: Arapahoe, Hendley, Holbrook		\$27.50	\$17.50
Group 2: Brule, Farnam, Loomis, Overton		\$37.55	\$17.50
Arlington Telephone Co.		\$27.50	\$17.50
Benkelman Telephone Co.		\$27.50	\$17.50
Blair Telephone Co.		\$27.50	\$17.50
Budget PrePay Inc., dba Budget Phone, Inc.		\$42.84	\$49.95
Bullseye Telcom		\$30.50	\$30.50
Cambridge Telephone Co.		\$27.50	\$17.50
CAT Communications Intl.		N/A	\$39.99
Citizens (Formerly GTE)		\$27.50	\$17.50
Clarks Telephone Co.		\$27.50	\$17.50
Comm South		\$41.99	\$41.99
Consolidated Telco, Inc.		\$27.50	\$17.50
Consolidated Telephone Co.	Anselmo	\$27.50	\$17.50
	Arthur	\$27.50	\$17.50
	Ashby	\$27.50	\$19.25
	Bingham	\$27.50	\$19.25
	Brewster	\$27.50	\$17.50
	Brownlee	\$27.50	\$19.25
	Dunning	\$27.50	\$17.50
	Halsey	\$27.50	\$17.50
	Hyannis	\$27.50	\$17.50
	Merna	\$27.50	\$17.50
	Mullen	\$27.50	\$17.50
	Purdum	\$27.50	\$17.50
	Seneca	\$27.50	\$17.50
	Theford	\$27.50	\$17.50
	Whitman	\$27.50	\$19.25
Cox Communications	(A) Flat Rate	\$26.89	\$17.65
	Add'l. Line	\$26.89	\$16.35
	(B) Comb. Ser.	\$26.89	\$15.89
	Second Line	\$26.89	\$7.89
	Add'l. Line	\$26.89	\$15.89
Cozad Telephone Co.		\$27.50	\$17.50

**B. Nebraska Local Exchange Carriers
Basic Local Exchange Rates
Effective September 1, 2007**

Company	Exchange	Business	Residential
Nebraska Central Telephone Co.		\$27.50	\$17.50
New Access		N/A	\$18.15
Northeast Neb. Telephone Co.		\$27.50	\$17.50
Northstar Telecom, Inc.		\$27.49	\$19.99
ORBITCOM		\$27.00	\$27.00
Pierce Telephone Co., Inc.		\$20.45	\$17.50
Pinpoint		\$27.50	\$17.50
Plainview Telephone Co.		\$27.50	\$17.50
Qwest (fka US West)	First Line	\$27.55	\$18.15
	Each Add'l Line	\$27.55	\$16.35
Quantumshift Communications, Inc.		\$32.84	N/A
Rock County Telephone Co.		\$27.50	\$17.50
Sodtown		\$17.50	\$17.50
Southeast Nebraska Telephone Co.		\$27.50	\$17.50
Sprint Communications Co., LP		\$40.00	N/A
Stanton Telephone Co., Inc.		\$27.50	\$17.50
TCG		\$36.40	N/A
Three River Telco		\$27.50	\$17.50
Time Warner Information Services		N/A	\$49.95
Transnational Communications International, Inc.		\$33.00	N/A
Trinsic Communications f/k/a ZTel		\$34.99	\$29.99
United Telephone Company of the West (Now Embarq)		\$27.50	\$17.50
Comtel Telecom Assets LP d/b/a VarTec Telecom, d/b/a Excel Tele		N/A	\$19.95
Wauneta Telephone Company		\$27.50	\$17.50

C. Explanation of Charges Which May Appear on Your Telephone Bill

Basic Residential Line—The monthly rate for providing service to a residence (home or apartment) and includes local calling within the exchange.

Extended Area Service—The monthly charge for provision of local calling to other exchanges in addition to a customer's serving exchange.

Number Portability Charge—A charge set by the Federal Communications Commission (FCC) to cover a part of the costs of facility upgrades necessary to allow customers to retain their telephone number when changing from one local service provider to another.

Federal Access Charge (Federal Subscriber Line Charge) - A charge set by the FCC to cover part of a local telephone company's cost of operating and maintaining its local telephone network. This charge is currently capped at \$6.50 per month for the first residential line and single business lines, but the actual charge can vary by company.

Telecommunications Dual-Party Relay Fund (Nebraska Relay Fund) - A charge set by the Nebraska Public Service Commission to provide a statewide telecommunications relay system and a statewide voucher program for the provision of specialized telecommunications equipment for qualified deaf, hard-of-hearing, or speech-impaired persons in Nebraska which enables them to communicate twenty-four hours per day, seven-days-per-week, with other persons without such disabilities. The charge is currently set at \$.05 per telephone number.

911 Service Surcharge—A charge assessed by the city or county to provide funding to operate emergency service centers. Typically this charge is between \$.50 and \$1.00 per month per telephone number.

Wireless E911 Surcharge—A charge assessed by the state to provide funding to Implement Wireless E911. Currently the charge is \$.50 per wireless number per month.

Nebraska Universal Service Fund—A charge set by the Nebraska Public Service Commission to provide funds to local exchange companies to assist in the provision of services to high-cost areas and low-income customers. This charge is 6.95 percent.

Federal Tax (Excise Tax) - A 3 percent tax which funds general government operations and will appear on the local portion of the bill.

State Tax (Sales Tax) - The state sales tax, which is 5.5 percent of the Nebraska portion of the bill, to fund general government obligations. This tax will appear on both the local and the long distance portion of the bill.

City Tax (Sales Tax, if applicable) - The rate varies by city, but the funds will go towards general municipal obligations.

City Tax (Occupation or Franchise Tax, if applicable) - The percentage (varies by city) assessed by the city to the telephone company and passed on to the customers, for the right to do business.

Federal Universal Service Fund—(Amount varies with each company) A Federal charge, set quarterly by the FCC, assessed to companies to support low-income consumers, consumers in high-cost areas, and support for schools, libraries, and rural health care providers.

PART V

Recommendations for the 2008 Legislative Session

The Commission, as of the date of this Annual Report, recommends the Legislature consider the following legislation relating to telecommunications for the 2008 Session:

- LB 330 (introduced in 2007), which would allow the Commission to resolve disputes between wireless carriers and their customers.
- Make clear that the Commission may impose civil penalties under Neb. Rev. Stat. § 75-156 for violations of all regulations and laws, which the Commission is responsible for enforcing.
- Lower Competitive Marketplace Fund lid from \$100,000 to \$30,000. All monies in excess of that cap will continue to spill into the Nebraska Internet Enhancement Fund.
- Update requirements for the Annual Report to the Legislature on Telecommunications, including elimination of the requirement that local exchange carriers provide information regarding the existence of interlocal agreements for the provision of 911 service as such information is not available to the carriers.

The Commission and its staff are available to review any proposed telecommunications legislation for the benefits of the Legislature and its Committees. Senators and legislative staff are invited to contact Angela Melton, Commission Legal Counsel, at 471-0274, to request a review of proposed legislation at any stage of the legislative process or with any questions concerning telecommunications or its oversight.

PART VI

The Changing Face of Communications

The three new issues identified in the last Annual Report continue to evolve and provide new opportunities for customers and new challenges for the Commission.

1. Broadband

Broadband is a generic term commonly used to refer to Internet access through some means other than dial-up. For years, "broadband" has referred to a higher-speed connection, but the actual speed threshold has varied. The FCC uses the term "high speed" to describe services that provide the subscriber with transmission speeds in excess of 200 kilobits per second (kbps) in at least one direction. "Advanced services", which provide the subscriber with transmission speeds in excess of 200 kbps in both directions is considered a subset of "high speed services". The typical forms of transport for broadband are DSL, cable-modem, wireless, optical fiber, and satellite technologies.

DSL broadband service uses the installed telephone wiring, and is typically provided over the incumbent local exchange carriers' facilities, and is limited to a distance of about three miles from the central office. Remote or cable modem is typically provided by the local video cable company and requires connection to the cable provider. Depending upon the data transmission speed desired, DSL and cable modem service are usually similar in cost and effectiveness.

Wireless and satellite technologies continue to gain broadband market shares to provide coverage to areas that are beyond the maximum distance for DSL or where video cable service is not available. While wireless and satellite service is typically more costly than DSL or cable modem, competition and equipment technology is bringing the price points closer together.

Because broadband is traditionally used to access the Internet, and Internet-related services, broadband service has been defined by the Federal Communications Commission as "information services" and therefore is not under the regulatory authority of states. As more and more of the Internet-related services offered to the citizens of Nebraska require broadband connectivity, broadband availability will become a larger issue. The NPSC has undertaken a survey to document the availability of broadband to the citizens of Nebraska. The report is available at the PCS's website: www.psc.state.ne.us.

2. Broadband over Power Line

Broadband over Power Line (BPL) is a technology used to deliver high-speed data to end-users over existing electric power networks and lines.

BPL, also known as power-line communication, utilizes electric power distribution wires for the high-speed transmission of data by transmitting high-frequency data signals through the same power distribution network used for carrying electric power to household users. In a common form of BPL, the broadband connection is provided over the electrical wires that enter a

house; a customer can obtain Internet access by plugging a BPL modem into any residential electric outlet served by the BPL system. In another form of BPL, Internet access is provided using a wireless device (such as a WiFi access point) connected to a BPL distribution system outside of the home that communicates with the customer's computer or other equipment inside the home. It is important to note that BPL technology, in its current form, is not suitable for carrying broadband signals over long distances. A typical BPL signal will only propagate along a power line for 1,000 to 3,000 feet before it becomes too weak or distorted to be useful.

While innovation and technology continue to expand the capability of BPL, in its current form it does not appear to be a cost effective method of providing ubiquitous broadband in Nebraska.

3. Voice over Internet Protocol

Voice over Internet Protocol (VoIP) is a technology that provides a voice communication service by transmitting the conversation between two parties as discrete digital packages of information over a dedicated network instead of the traditional public switched telephone network(PSTN).

In just a few short years VoIP has moved from a novelty used by hobbyists to a mainstream commercial product. The major differences between a traditional telephone call and a VoIP call is the conversion of the customer's analog voice signal into a digital signal and the way in which the data is then transmitted to the called party. Equipment at the consumer's location is used to convert the analog voice signal to a stream of digital information. The digital information is divided into a series of individual "packets" that are sent over a dedicated transmission facility to the termination point. The method of transmission used is called "internet protocol" giving rise to the name of the service; Voice Over Internet Protocol. At the receiving end the packets of digital information are converted back into an analog signal for use on the called party's telephone.

Another way of visualizing this process is to consider that the conversation is occurring as a written exchange between two people through a series of individual letters, each letter having just a few words of the conversation. Depending upon which digital data packets are missing, out of order, or corrupted, the voice conversation may either have gaps or be hard to understand. Due to Quality of Service (QoS) issues most commercial VoIP services do not use the traditional Internet networks to transmit the voice packets; instead dedicated networks are used to ensure the required transmission qualities.

Typically a voice conversation between two VoIP customers from the same service provider will occur over the providers dedicated network and never reaches the PSTN much like a call between two telephones in an office that is served by a PBX (Private Branch eXchange). A voice conversation between a VoIP customer and a customer of a traditional telephone service provider is different from the respect that the call must travel on the PSTN at some point. In the traditional telephone service environment when telephone calls are passed from the customers of

one company and the customers of another company, there are charges associated with the communication called “access” and “transmission”. Because of the network design employed by VoIP providers they are able to minimize the amount of “transmission” charges and when the call is between two of their customers, even if the parties are located in different cities, the “access” charges do not apply.

With the passage of LB 661 during the 2007 Legislative session, certain requirements were imposed on non-certificated Communications Providers (CPs) and Information Service Providers (ISPs), including VoIP providers. Under the provisions of LB 661, both CPs and ISPs are required to register with the Commission and provide contact information for their Nebraska operations. Further, VoIP providers are now required to remit to the Nebraska Universal Service Fund, the E911 Fund, and the Telecommunications Relay Service for the deaf and hard of hearing. The Commission is currently in the process of implementing the provisions of LB 661.

PART VII

Applications and Tariffs

The Commission received a total of 196 applications during the period of *July 1, 2006, to June 30, 2007*. Much of the activity involved competition in the local market where additional carriers applied for local authority and interconnection agreement approval requests were received. Following is a summary of the applications received during this period.

Type of Application	Number of Applications Filed
Local Certification	8
Reseller Certification	13
Amend Certification	95
Boundary/Customer	0
Depreciation	0
Loan	5
Commission-Initiated	4
Interconnection	29
211	0
ETC	1
Withdrawal	9
Transfer of Control	11
Name Change	4
Trade Name	4
Other	13

There were (350) tariff changes filed with the Commission during this period. Individual applications and tariff filings can be obtained upon request.

PART VIII

Nebraska Telecommunication Infrastructure & Public Safety Department

1. Nebraska Universal Service Fund

Purpose

To ensure that all Nebraskans have access to quality telecommunications and information services at affordable and comparable rates. To accomplish this goal, the Commission has created three programs within the Nebraska Universal Service Fund.

1. High Cost Program, which seeks to make telecommunications and information rates generally affordable and comparable across Nebraska.
2. Nebraska Telephone Assistance Program (NTAP), which was formerly known as the Lifeline/Link-Up Program. This program provides discounted rates to qualifying low-income Nebraskans.
3. Rural Tele-Health Program, which supports the provision of telecommunications services to a statewide Tele-Health network.

Legislative History

In 1997, the Legislature passed LB 686, authorizing the Commission to create the Nebraska Universal Service Fund (NUSF). The goal of the NUSF is, in conjunction with federal universal service funds, to ensure that all Nebraskans have comparable access to telecommunications services at affordable prices. In 1999, the Legislature passed LB 514, exempting persons receiving support from the Lifeline/Link-Up program from any NUSF surcharge. In 2001 and 2002, the Legislature passed LB 389 and LB 1211, respectively, clarifying the Commission's NUSF authority regarding wireless companies. Also, in 2002, the Legislature passed LB 1105, which re-codified the applicable NUSF statutes from §§ 86-1401 to 86-1411 to §§ 86-316 to 86-329. LB 37, passed in 2002, during the special session, allows the State to borrow monies from the Universal Service Fund with the following caveats: a 60-day reserve must be maintained in the Fund, and interest of five percent must be paid on any monies borrowed for more than 30 days. The borrowing provisions sunset on June 30, 2007. In 2004, LB 1004 changed the name of the Lifeline/Link-Up Program to the Nebraska Telephone Assistance Program.

In 2007, LB 661 provided that consistent with the federal Telecommunications Act of 1996 (1996 Act) all providers of telecommunications may be assessed the NUSF surcharge which is currently applicable to a percentage of intrastate telecommunications. The Federal Communications Commission (FCC) had found that there is a distinction between providers of

telecommunications and those who offer telecommunications services. Accordingly, the Nebraska Telecommunications Universal Service Fund Act was modified to clarify the intent that the Commission has the flexibility to assess the same providers consistent with the 1996 Act.

In addition, LB 661 extended the date by which the Commission is required to hold and complete a hearing after an access rate investigation or complaint is opened. Prior to LB 661 the Commission had sixty (60) days to complete a hearing in an access rate proceeding leaving little time for a protest period, a prehearing conference, discovery, and the filing of testimony. LB 661 changed this time period from sixty (60) to ninety (90) days.

Assessment

The Commission, by order and after public hearing, re-instated the NUSF surcharge at 6.95 percent of in-state retail telecommunications revenue beginning April 1, 2007, through June 30, 2008. The Commission had previously reduced the surcharge to 5.75 percent to lower the balance in the NUSF. Interstate and Internet services are not subject to the NUSF surcharge. The Commission determines assessable services through the use of Federal Communications Commission (FCC) federal universal service definitions in order to reduce the amount of duplicate administrative work for telecommunications providers. Specific categories of services subject to the NUSF surcharge are:

- Local service, including connection charges, enhanced service, such as Caller ID, and extended area services (EAS).
- Wireless services, including cellular, PCS, and paging.
- In-state long distance services, including prepaid calling card, operator-assisted, collect, calling card and private line.
- Interconnected Voice over the Internet Protocol (VoIP) service.

NUSF Remittances and Payments

The Commission projected that the NUSF surcharge would generate \$53.4 million during the July 2006 through June 2007 fiscal year. During this period, the NUSF collected \$51.3 million, a variance of -4.0 percent. The Commission projected that during this same period; the NUSF would pay out \$83 million. During this period, \$77.1 million was actually paid to telecommunication providers, a variance of -7.0 percent. During the 2006-2007 fiscal year, the NUSF processed 2,530 remittances and made 1,209 disbursements.

As of the beginning of January 2006, the NUSF had a balance of \$47.7 million. As of June 30, 2007, that balance had declined to \$11.1 million. Previously, the NUSF was estimated to have a fund balance of \$11.7 million as of June 30, 2007, compared to the actual balance of \$11.1 million.

Significant Issues

1. The Commission has opened docket NUSF-50 to determine necessary revisions in the high cost program to reflect the decreased surcharge. The Commission has approved revisions to certain components of the distribution model used to determine high cost support. Some of

these revisions include; raising the rural benchmark to \$19.95, raising the urban benchmark to \$17.95, inclusion of a depreciation factor in NUSF-7 support, imputation of federal universal service fund payments into the NUSF earnings calculation and phasing down over earnings redistribution 25 percent per year for three years. As a result, high cost support will be reduced by approximately \$3.7 million for the 2007 payment year.

2. The Commission continues to work with the Nebraska Hospital Association to develop a statewide Tele-Health network. The Commission has reserved \$900,000 a year for this purpose. These monies will be distributed only to eligible telecommunication companies that provide the connections for this network.
3. The expansion of broadband and Voice over Internet Protocol (VoIP) services: In many instances, these services replace traditional telephone services.
4. The Commission continues to implement its December 7, 2004, NUSF-2 order revising the NTAP eligibility standards and program requirements. This has resulted in the need to re-certify more than 20,000 individuals on a regular basis. The Commission continues to increase enrollment in the program.
5. The Commission previously determined that it should establish a dedicated wireless program to promote access to wireless service in rural areas. The Commission opened a proceeding to examine how the program should be implemented. The Commission's present focus is determining how the program should be designed and where support should be allocated.

Nebraska Tele-Health Program

In September of 2004, the Commission approved funding for the Nebraska Statewide Tele-Health Network. This network connects 68 rural and critical access hospitals across the state to hub hospitals in Grand Island, Kearney, Lincoln, Norfolk, North Platte, Omaha, and Scottsbluff.

From July 2006 to June 2007, the Commission provided funding of \$490,957.96 for the Tele-Health Network. Since its inception in 2004, the Commission has funded 75 hospitals and expended \$1,014,238.49 for this program.

Nebraska Telephone Assistance Program

In 2003, the Commission changed the name of the Nebraska Lifeline and Link-Up programs to the Nebraska Telephone Assistance Program or NTAP. This was done to distinguish the program from the Lifeline medical alert service. NTAP assists qualifying low-income individuals with obtaining and keeping telephone services by lowering monthly service and connection rates. The Commission has adopted a policy to maximize the amount of federal support for the NTAP. At a minimum, federal support is available to waive the federal subscriber line charge (SLC), which ranges between \$3.50 per month and \$6.50 per month, and reduce basic local exchange rates by \$1.75 per month. Additional federal matching support is available, equal to one-half of any state support, up to a maximum of \$1.75 per month. The

Nebraska Universal Service Fund provides support of \$3.50 per month so that the NTAP can receive this additional \$1.75 per month in federal support. As a result, an additional \$5.25 per month in support is available to qualifying Nebraska telephone subscribers. Customers receive a total credit of between \$10.00 and \$13.50 on their bill. To qualify for the NTAP, a consumer must participate in one of the following programs:

- 1) Medicaid;
- 2) Food Stamps;
- 3) Supplemental Security Income (SSI);
- 4) Federal Public Housing Assistance;
- 5) Low-Income Home Energy Assistance Program (LIHEAP); and
- 6) Children Health Insurance Programs (Kids Connection, SAM, MAC, E-MAC)

The NTAP also provides a credit of 50 percent, up to \$30.00, for one-time connection on a single line of service, free toll blocking, and a deferred payment schedule for charges to establish service on which the consumer does not pay interest. This is provided solely through federal support, although the NUSF does cover administrative costs; and eligibility is based on the same criteria list above. Federal support is now available to low-income consumers living on tribal lands up to an additional \$25.00 per month. This increased support cannot bring the basic local exchange rate below \$1.00 per month. Additionally, federal support of up to \$100 is available to consumers living on tribal lands to reduce the initial connections and line extension charges. Further, eligibility criteria for consumers living in tribal areas have been expanded to include the following additional federal assistance programs:

- 1) Bureau of Indian Affairs General Assistance;
- 2) Tribally-administered Temporary Assistance for Needy Families;
- 3) Head Start (only those meeting its income qualifying standard); or
- 4) National School Lunch Program's free lunch program.

Currently, approximately 29,000 Nebraskans are enrolled in the NTAP program and receive support from the NUSF. This represents an increase of 7.4% since June 2006. The Commission is currently working on a cooperative effort with Health and Human Services to mail pre-approved NTAP applications to persons that are currently enrolled in the Medicaid, Food Stamps and Childrens Health Insurance programs but not enrolled in the NTAP. Since September 2003, 129,380 pre-approved applications have been mailed to eligible persons. More than 22,131 of those applications have been returned and processed.

The Commission continues to work with Health and Human Services (HHS) offices, area aging agencies, housing authorities and others across the state to provide information about the NTAP.

The Commission has also implemented a verification and re-certification process to ensure that participant information is up to date and that participants still qualify for the underlying programs. The Commission works with the Nebraska Department of Health and Human Services (HHS) and other sources to obtain information about whether an NTAP enrollee continues to qualify for the underlying programs. If we determine the customer should no longer

be receiving NTAP assistance, then the customer is notified, given an opportunity to re-qualify, or if nothing is received, the individual is removed from the Commission’s database. The re-certification process began in March 2007, with 1,000 participants per month being selected for re-certification. To date 3,094 participants have been re-certified.

Nebraska Telephone Assistance Program Implementation

The following is a statistical summary of applications processed for each fiscal year ending June 30 since program inception (January 1, 1998):

	Fiscal Year Total		Cumulative to Date	
	Total Applications Processed	One-Time Connection Applications	Total Applications Processed	One-Time Connection Applications
FY 97-98	11,355	435	11,355	435
FY 98-99	4,294	798	15,649	1,233
FY 99-00	4,607	829	20,256	2,062
FY 00-01	3,851	1,716	24,107	3,778
FY 01-02	3,726	1,594	27,833	5,372
FY 02-03	4,117	1,989	31,950	7,361
FY 03-04	7,298	2,226	39,248	9,587
FY 04-05	8,102	4,357	47,350	13,944
FY 05-06	7,460	629	54,810	14,573
FY 06-07	6,128	2,329	60,575	16,902

2. Wireless E911 Fund

What is Wireless 9-1-1?

In most areas of North America, citizens have basic or enhanced 9-1-1 service from their landline, or wireline, phones in their homes or workplaces. Basic 9-1-1 means that if someone dials 9-1-1, no location or identifying information is automatically transmitted. This information must be communicated by the calling party to the call taker/dispatcher in the local public safety answering point (PSAP) or 9-1-1 center. In areas with Enhanced 9-1-1, the telecommunications network transmits location or identifying information automatically and the local 9-1-1 center has equipment and database information that allow the call taker to see the caller's phone number and address on a display. This allows the 9-1-1 center to quickly dispatch emergency help, even if the caller is unable to communicate where they are or what the emergency is.

Three Phases of Wireless 9-1-1

There are three phases of Wireless 9-1-1. The most basic of these, sometimes called "Wireless Phase 0," means that when you dial 9-1-1 from your cell phone a call taker at a public safety answering point (PSAP) answers. The call taker may be at the state highway patrol or at a city or county PSAP up to hundreds of miles away, or at a local PSAP, depending on how the wireless 9-1-1 call is routed. The call taker doesn't receive the call-back phone number or the location of the caller. This presents life threatening problems due to lost response time, if callers are unable to speak, don't know where they are, or if they don't know their wireless phone callback number and the call is dropped.

Wireless Phase I is the first step in providing better emergency response service to wireless 9-1-1 callers. When Phase I has been implemented, a wireless 9-1-1 call will come into the PSAP with the wireless phone's call-back number and the location of the wireless tower that received the call. This allows the PSAP to determine the general location of the calling party usually, within a few square miles. This is important in the event the cell phone call is dropped. This may even allow PSAP employees to work with the wireless company to identify the wireless subscriber.

To more effectively locate wireless 9-1-1 callers, Phase II must be implemented by local 9-1-1 systems and wireless carriers. Phase II allows call-takers to receive both the caller's wireless phone number and their specific location by latitude and longitude.

9-1-1 Technologies

Wireless carriers have two types of location technologies available to choose from. They are network-based and handset-based. Of the carriers offering service in Nebraska, Alltel, Cricket, Sprint Nextel, US Cellular and Verizon utilize a handset-based solution. AT&T/Cingular, I Wireless, Pinpoint Wireless, T-Mobile and Viaero utilize a network-based solution.

When a wireless phone is turned on, whether or not it is being used, it periodically transmits signals so the wireless network knows where to deliver calls. With the network-based

solution, special radio intercept equipment is installed on the cellular towers. When a call is placed, the towers can compare signals from any active cell phone and pinpoint the call using triangulation (the difference in time between the arrival of the signal at different receiving stations or by the signal's angle of arrival at each tower.) It takes at least three towers to get a good location. This solution is called network-based because the signal measurements and location calculations are performed in the cellular network.

The handset-based solution utilizes a cell phone equipped with Global Positioning System (GPS) equipment that can measure the time of arrival of signals transmitted from GPS satellites in order to calculate its position.

Carriers that use network-based technologies are required to provide location information that is accurate to within 100 meters 67% of the time and accurate within 300 meters 95% of the time. Carriers that use handset-based technologies must provide greater location accuracy: 50 meter accuracy 67% of the time and 150 meter accuracy 95% of the time.

Once a carrier using a handset-based technology receives a Phase II request, they have six months to install the necessary equipment and begin delivering the service to the requesting PSAP. Carriers using network-based solutions must provide Phase II for at least 50 percent of the PSAP's coverage area or population within six months after the request and for 100 percent of the PSAP's coverage area within 18 months.

Wireless E911 Fund Remittances and Payments

Effective July 1, 2001, a 50-cent surcharge has been collected for each subscriber with a billing address in Nebraska. Wireless carriers remit the surcharge to the Public Service Commission 60 days after the last day of the month. From July 2006 through June 2007 the fund collected \$6,161,304.47 and distributions were made in the amount of \$5,051,853.97. As of July 1, 2007, the balance of the Wireless 911 Fund was \$14,342,613.46.

Status of 911 in Nebraska

There have been a total of 56 counties that have implemented Phase I. Of those 56, there are 28 counties in the process of implementing Phase II. In addition to the 28 in the process of implementation, twelve counties have already completed implementation of Phase II. There are 10 counties with Basic 911; however three of those counties are taking necessary steps to achieve landline enhanced 911. There are 11 counties in the process of implementing landline enhanced 911 and 4 counties who have achieved landline enhanced 911 awaiting Wireless 911 Phase I implementation.

Status of GIS Data in Nebraska

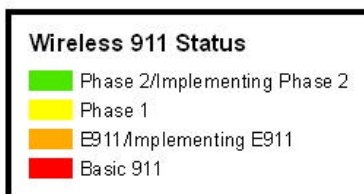
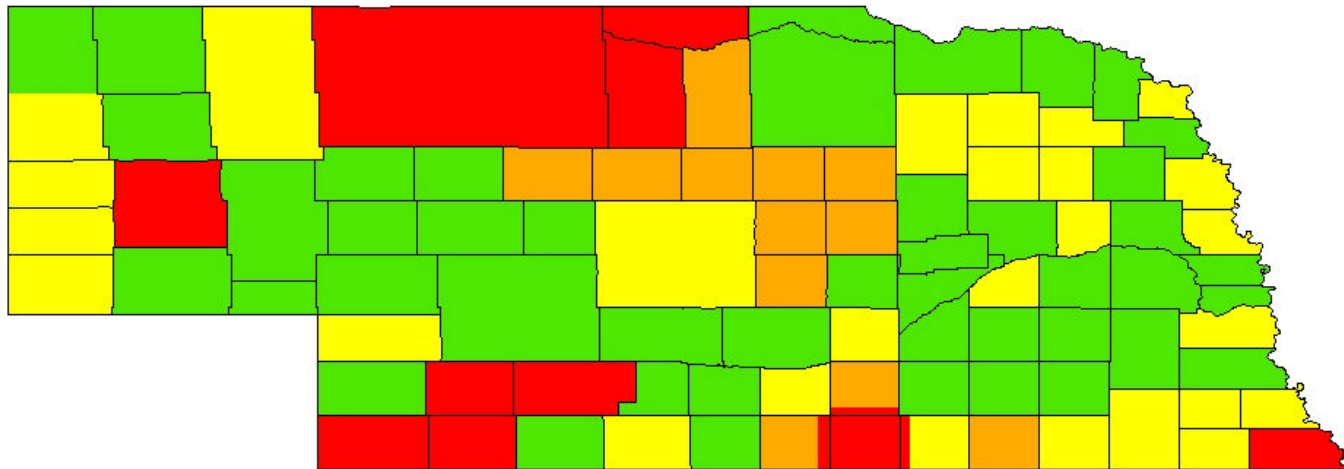
The ability to locate wireless callers depends on having accurate and complete geographical data. GIS (Geographical Information System) data has been developed for the purpose of plotting Phase II wireless 911 calls. A repository has been created to house statewide GIS data. After the GIS data is developed, on-going maintenance is required, often on a daily

basis for high-growth areas. This process could potentially create an undue burden for the PSAPs, their vendor and staff of the Commission to manage the data because of its frequently changing nature. The repository will allow each PSAP to extract the updates relevant for their county and any map data for surrounding counties that they need.

The map on the next page shows the status of 911 in Nebraska and GIS data for the state.

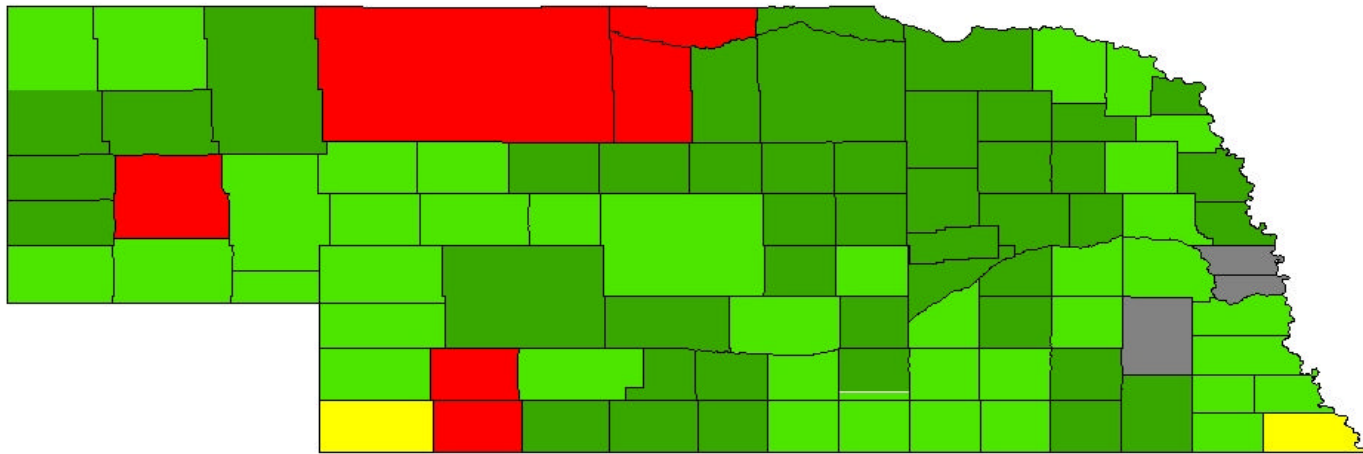
A. Status of 911

Nebraska - Wireless 911 Status (July 28, 2007)



B. Status GIS Data

Nebraska - Wireless Mapping Vendor Status
(July 29, 2007)



Legislative Changes

LB 661 was signed by the Governor on April 5, 2007. LB 661 affects several telecommunications related programs: the Nebraska Universal Service Fund (NUSF), the Relay Fund, the Landline E911 surcharge and the Wireless E911 Fund. With respect to 911, LB 661 updates language throughout the telecommunications related acts to clarify that VoIP providers and future technologies are required to contribute to the 911 program with the exception that those that do not have access to 911 are not required to collect and remit the surcharge.

LB 661 also requires the Commission to establish surcharges and methods for the remittance and collection of the wireless E911 surcharge by prepaid wireless carriers due to their unique relationship with users of their service. The bill also affirmatively makes prepaid wireless carriers responsible for the remittance of the surcharge. Additional changes include updates to reporting requirements; the addition of a requirement that wireless companies, at the discretion of the Commission, bear the costs of collection and remittance audits related to the wireless E911 program; and replacing one of the two representatives of the wireless industry on the Wireless E911 Advisory Board with a representative of the public.

Summary of Significant Dockets Relating to Enhanced Wireless 911

The following is a description of significant pending dockets related to enhanced wireless 911.

Docket 911-017/PI-116: The Commission has adopted interim policies pending the completion of a full cost model to be used to distribute funds from the Enhanced Wireless 911 Fund.

Docket 911-018/PI-117: The Commission adopted audit policies related to the Fund and will continue to update and revise the policies as necessary.

Docket 911-019/PI-118: The Commission is in the process of developing a cost model in order to properly develop a funding mechanism pursuant to LB 1222 [2006]. The Commission conducted a workshop in an effort to gather necessary information to be included in a statewide wireless 911 cost model.

Docket 911-024: This docket was opened to develop and manage GIS data for the statewide 911 system. The statewide GIS repository will be available to all PSAPs to update and access GIS data for the purposes of providing Phase II 911 service. The Commission is currently developing a process for providing access to the repository to counties and state agencies who may require GIS data.

Docket 911-027: The Commission is currently exploring whether the wireless fund should provide cost recovery for the local administrative costs associated with the provision of enhanced wireless 911 service.

C. Wireless 911 Information

The table beginning on the next page is the Wireline E911 Information for the Calendar Year 2006.

Name of Exchange	Local Exchange Carrier	Level of Landline 911 Service			Monthly Surcharge Collected	Surcharge Remitted To	Interlocal Agreements	Total Annual Surcharge Remitted by Carrier	Total Surcharge Revenue Remitted
		Basic 911	ANI/ALI	E911					
Glenvil	Guaranteed Phone Service			X	\$0.50	Adams/Hastings PD	\$0.02	\$79,653.14	
Glenvil	Windstream			X	\$0.50	Adams/Hastings PD	\$94.50		
Hansen	Windstream			X	\$0.50	Adams/Hastings PD	\$1,508.25		
Hastings	Fast Phones			X	\$0.50	Adams/Hastings PD	\$1.15		
Hastings	Guaranteed Phone Service			X	\$0.50	Adams/Hastings PD	\$135.13		
Hastings	NT&T			X	\$0.50	Adams/Hastings PD	\$3,346.50		
Hastings	Windstream			X	\$0.50	Adams/Hastings PD	\$68,857.78		
Hastings	Windstream/NT&T			X	\$0.50	Adams/Hastings PD	\$234.44		
Juniata	NT&T			X	\$0.50	Adams/Hastings PD	\$335.50		
Juniata	Windstream			X	\$0.50	Adams/Hastings PD	\$2,501.09		
Juniata	Windstream/NT&T			X	\$0.50	Adams/Hastings PD	\$5.28		
Kenesaw	Guaranteed Phone Service			X	\$0.50	Adams/Hastings PD	\$9.99		
Kenesaw	NT&T			X	\$0.50	Adams/Hastings PD	\$260.00		
Kenesaw	Windstream			X	\$0.50	Adams/Hastings PD	\$2,358.64		
Kenesaw	Windstream/NT&T			X	\$0.50	Adams/Hastings PD	\$4.87		
Brunswick	Citizens Telecommunications Company of Nebraska			X	\$1.00	Antelope/Neligh	\$2,029.00	\$40,803.21	
Clearwater	Northeast Nebraska Telephone Company			X	\$1.00	Antelope/Neligh	\$4,621.71		
Elgin	Great Plains Communications			X	\$1.00	Antelope/Neligh	\$8,662.00		
Neligh	Citizens Telecommunications Company of Nebraska			X	\$1.00	Antelope/Neligh	\$11,902.00		
Neligh	NT&T			X	\$0.50	Antelope/Neligh	\$63.50		
Oakdale	Great Plains Communications			X	\$1.00	Antelope/Neligh	\$2,246.00		
Orchard	Citizens Telecommunications Company of Nebraska			X	\$1.00	Antelope/Neligh	\$4,417.00		
Tilden	Citizens Telecommunications Company of Nebraska			X	\$1.00	Antelope/Neligh	\$6,862.00		
Albion	Citizens Telecommunications Company of Nebraska			X	\$1.00	Boone/Albion	\$16,609.00		
Albion	NT&T			X	\$0.50	Boone/Albion	\$279.00		
Cedar Rapids	Great Plains Communications			X	\$1.00	Boone/Albion	\$4,170.00	\$34,234.00	
Petersburg	Great Plains Communications			X	\$1.00	Boone/Albion	\$4,879.00		
Primrose	Great Plains Communications			X	\$1.00	Boone/Albion	\$1,181.00		
St. Edward	Great Plains Communications			X	\$1.00	Boone/Albion	\$7,116.00		
Alliance	1-800-Reconex			X	\$0.50	Box Butte/Alliance PD	\$6.00		
Alliance	Allo Communications			X	\$0.50	Box Butte/Alliance PD	\$2,452.38	\$35,101.73	
Alliance	AT&T-C of the Midwest, Inc.			X	\$0.50	Box Butte/Alliance PD	\$181.00		

Name of Exchange	Local Exchange Carrier	Level of Landline 911 Service			Monthly Surcharge Collected	Surcharge Remitted To	Interlocal Agreements	Total Annual Surcharge Remitted by Carrier	Total Surcharge Revenue Remitted
		Basic 911	ANI/ALI	E911					
Alliance	Birch Telecom			X	\$1.00	Box Butte/Alliance PD	\$11.50		
Alliance	Ionex Communications North, Inc.			X	\$1.00	Box Butte/Alliance PD	\$11.50		
Alliance	McLeodUSA			X	\$0.50	Box Butte/Alliance PD	\$224.50		
Alliance	Mobius Communications Company			X	\$0.50	Box Butte/Alliance PD	\$468.50		
Alliance	NT&T			X	\$0.50	Box Butte/Alliance PD	\$5,580.00		
Alliance	Orbitcom			X	\$0.50	Box Butte/Alliance PD	\$615.50		
Alliance	Qwest			X	\$0.50	Box Butte/Alliance PD	\$20,475.64		
Alliance	TCG Omaha			X	\$0.50	Box Butte/Alliance PD	\$18.00		
Berea	McLeodUSA			X	\$0.50	Box Butte/Alliance PD	\$6.00		
Hemingford	Hemingford Cooperative			X	\$0.50	Box Butte/Alliance PD	\$5,045.21		
Hemingford	McLeodUSA			X	\$0.50	Box Butte/Alliance PD	\$6.00		
Ainsworth	Orbitcom	X			\$0.00	Brown/Ainsworth	\$0.00	\$0.00	
Ainsworth	Three River Communications LLC	X			\$0.00	Brown/Ainsworth	\$0.00		
Johnstown	Three River Telco	X			\$0.00	Brown/Ainsworth	\$0.00		
Long Pine	Northeast Nebraska Telephone Company	X			\$0.00	Brown/Ainsworth	\$0.00		
Springview	Three River Telco	X			\$0.00	Brown/Ainsworth	\$0.00		
Amherst	Citizens Telecommunications Company of Nebraska			X	\$0.65	Buffalo/Kearney	\$2,135.90	\$138,094.70	
Amherst	NT&T			X	\$0.65	Buffalo/Kearney	\$29.90		
Elm Creek	Allo Communications			X	\$0.65	Buffalo/Kearney	\$58.54		
Elm Creek	AT&T-C of the Midwest, Inc.			X	\$0.65	Buffalo/Kearney	\$33.00		
Elm Creek	Birch Telecom			X	\$1.00	Buffalo/Kearney	\$0.65		
Elm Creek	Ionex Communications North, Inc.			X	\$0.65	Buffalo/Kearney	\$0.65		
Elm Creek	McLeodUSA			X	\$0.65	Buffalo/Kearney	\$152.75		
Elm Creek	NT&T			X	\$0.65	Buffalo/Kearney	\$1,346.80		
Elm Creek	Qwest/Citizens			X	\$0.65	Buffalo/Kearney	\$3,263.40		
Gibbon	Nebraska Central Telephone Company			X	\$0.65	Buffalo/Kearney	\$9,169.34		
Gibbon	NT&T			X	\$0.65	Buffalo/Kearney	\$7.80		
Kearney	Windstream CLEC			X	\$0.65	Buffalo/Kearney	\$9,716.20		
Kearney	AT&T-C of the Midwest, Inc.			X	\$0.65	Buffalo/Kearney	\$5.85		
Kearney	Citizens Telecommunications Company of Nebraska			X	\$0.65	Buffalo/Kearney	\$88,894.60		
Kearney	NT&T			X	\$0.65	Buffalo/Kearney	\$2,724.80		
Kearney	Pinpoint Communications, Inc.			X	\$1.00	Buffalo/Kearney	\$2.13		
Kearney	Windstream CLEC			X	\$0.00	Buffalo/Kearney	\$78.00		

Name of Exchange	Local Exchange Carrier	Level of Landline 911 Service			Monthly Surcharge Collected	Surcharge Remitted To	Interlocal Agreements	Total Annual Surcharge Remitted by Carrier	Total Surcharge Revenue Remitted
		Basic 911	ANI/ALI	E911					
Miller	Citizens Telecommunications Company of Nebraska			X	\$0.65	Buffalo/Kearney	\$906.75	\$37,771.13	
Miller	NT&T			X	\$0.65	Buffalo/Kearney	\$34.45		
Odessa	NT&T			X	\$0.65	Buffalo/Kearney	\$141.70		
Pleasanton	Citizens Telecommunications Company of Nebraska			X	\$0.65	Buffalo/Kearney	\$2,704.00		
Pleasanton	NT&T			X	\$0.65	Buffalo/Kearney	\$41.60		
Ravenna	Nebraska Central Telephone Company			X	\$0.65	Buffalo/Kearney	\$8,148.78		
Riverdale	Citizens Telecommunications Company of Nebraska			X	\$0.65	Buffalo/Kearney	\$2,694.25		
Riverdale	NT&T			X	\$0.65	Buffalo/Kearney	\$15.60		
Shelton	Nebraska Central Telephone Company			X	\$0.65	Buffalo/Kearney	\$5,081.36		
Shelton	NT&T			X	\$0.65	Buffalo/Kearney	\$23.40		
Sodtown	Sodtown Telephone			X	\$0.65	Buffalo/Kearney	\$682.50		
Lyons	Qwest			X	\$1.00	Burt/Tekamah	\$6,153.95		
Oakland	Qwest			X	\$1.00	Burt/Tekamah	\$7,726.27		
Tekamah	Qwest			X	\$1.00	Burt/Tekamah	\$5,851.96		
Craig	Northeast Nebraska Telephone Company			X	\$0.50	Burt/Tekamah	\$3,232.65		
Craig	NT&T			X	\$1.00	Burt/Tekamah	\$24.00		
Decatur	McLeodUSA			X	\$1.00	Burt/Tekamah	\$12.00		
Decatur	NT&T			X	\$1.00	Burt/Tekamah	\$84.00		
Lyons	AT&T-C of the Midwest, Inc.			X	\$1.00	Burt/Tekamah	\$8.00		
Lyons	HunTel CableVision dba HunTel Communications			X	\$1.00	Burt/Tekamah	\$444.00		
Lyons	McLeodUSA			X	\$1.00	Burt/Tekamah	\$66.00		
Lyons	NT&T			X	\$1.00	Burt/Tekamah	\$1,685.30		
Oakland	AT&T-C of the Midwest, Inc.			X	\$1.00	Burt/Tekamah	\$36.00		
Oakland	HunTel CableVision dba HunTel Communications			X	\$1.00	Burt/Tekamah	\$458.00		
Oakland	McLeodUSA			X	\$1.00	Burt/Tekamah	\$89.00		
Oakland	NT&T			X	\$1.00	Burt/Tekamah	\$2,515.00		
Tekamah	AT&T-C of the Midwest, Inc.			X	\$1.00	Burt/Tekamah	\$24.00		
Tekamah	HunTel CableVision dba HunTel Communications			X	\$1.00	Burt/Tekamah	\$8,044.00		
Tekamah	McLeodUSA			X	\$1.00	Burt/Tekamah	\$73.00		
Tekamah	NT&T			X	\$1.00	Burt/Tekamah	\$1,244.00		
Bellwood	NT&T			X	\$1.00	Butler/David City	\$278.00		\$45,597.84

Name of Exchange	Local Exchange Carrier	Level of Landline 911 Service			Monthly Surcharge Collected	Surcharge Remitted To	Interlocal Agreements	Total Annual Surcharge Remitted by Carrier	Total Surcharge Revenue Remitted
		Basic 911	ANI/ALI	E911					
Bellwood	Windstream			X	\$1.00	Butler/David City	\$3,758.00		
Brainard	NT&T			X	\$1.00	Butler/David City	\$215.00		
Brainard	Windstream			X	\$1.00	Butler/David City	\$4,023.33		
Brainard	Windstream/NT&T			X	\$1.00	Butler/David City	\$7.67		
Bruno	NT&T			X	\$1.00	Butler/David City	\$258.00		
Bruno	Windstream			X	\$1.00	Butler/David City	\$1,751.90		
Bruno	Windstream/NT&T			X	\$1.00	Butler/David City	-\$0.90		
David City	AT&T-C of the Midwest, Inc.			X	\$1.00	Butler/David City	\$1.00		
David City	Guaranteed Phone Service			X	\$1.00	Butler/David city	-\$0.50		
David City	NT&T			X	\$1.00	Butler/David City	\$1,969.00		
David City	Windstream			X	\$1.00	Butler/David City	\$16,716.89		
David City	Windstream/NT&T			X	\$1.00	Butler/David City	\$610.41		
Decatur	Northeast Nebraska Telephone Company			X	\$1.00	Butler/David City	\$4,664.58		
Dwight	NT&T			X	\$1.00	Butler/David City	\$129.00		
Dwight	Windstream			X	\$1.00	Butler/David City	\$1,908.00		
Linwood	Northeast Nebraska Telephone Company			X	\$1.00	Butler/David City	\$1,305.23		
Linwood	NT&T			X	\$1.00	Butler/David City	\$91.00		
Octavia	NT&T			X	\$1.00	Butler/David City	\$84.00		
Octavia	Windstream			X	\$1.00	Butler/David City	\$991.00		
Octavia	Windstream/NT&T			X	\$1.00	Butler/David City	\$12.00		
Rising City	NT&T			X	\$1.00	Butler/David City	\$323.00		
Rising City	Windstream			X	\$1.00	Butler/David City	\$3,145.00		
Rising City	Windstream			X	\$1.00	Butler/David City	\$0.00		
Surprise	NT&T			X	\$1.00	Butler/David City	\$67.00		
Surprise	Windstream			X	\$1.00	Butler/David City	\$796.00		
Ulysses	Clarks Telecom			X	\$1.00	Butler/David City	\$2,491.23		
Ulysses	NT&T			X	\$1.00	Butler/David City	\$3.00		
Avoca	NT&T			X	\$1.00	Cass/Plattsmouth	\$132.00	\$105,566.08	
Avoca	Windstream			X	\$1.00	Cass/Plattsmouth	\$2,297.00		
Eagle	NT&T			X	\$1.00	Cass/Plattsmouth	\$659.00		
Eagle	Windstream			X	\$1.00	Cass/Plattsmouth	\$1,333.00		
Elmwood	Fast Phones			X	\$1.00	Cass/Plattsmouth	\$9.60		
Elmwood	NT&T			X	\$1.00	Cass/Plattsmouth	\$397.00		
Elmwood	Windstream			X	\$1.00	Cass/Plattsmouth	\$4,521.72		
Elmwood	Windstream/NT&T			X	\$1.00	Cass/Plattsmouth	\$20.28		

Name of Exchange	Local Exchange Carrier	Level of Landline 911 Service			Monthly Surcharge Collected	Surcharge Remitted To	Interlocal Agreements	Total Annual Surcharge Remitted by Carrier	Total Surcharge Revenue Remitted
		Basic 911	ANI/ALI	E911					
Greenwood	NT&T			X	\$1.00	Cass/Plattsmouth	\$408.51		
Greenwood	Windstream			X	\$1.00	Cass/Plattsmouth	\$2,823.00		
Louisville	AT&T-C of the Midwest, Inc.			X	\$1.00	Cass/Plattsmouth	\$27.00		
Louisville	Guaranteed Phone Service			X	\$1.00	Cass/Plattsmouth	\$6.93		
Louisville	NT&T			X	\$1.00	Cass/Plattsmouth	\$842.00		
Louisville	Windstream			X	\$1.00	Cass/Plattsmouth	\$12,462.00		
Louisville	Windstream/NT&T			X	\$1.00	Cass/Plattsmouth	\$36.00		
Murdock	NT&T			X	\$1.00	Cass/Plattsmouth	\$326.00		
Murdock	Windstream			X	\$1.00	Cass/Plattsmouth	\$2,943.80		
Murdock	Windstream/NT&T			X	\$1.00	Cass/Plattsmouth	\$5.20		
Murray	NT&T			X	\$1.00	Cass/Plattsmouth	\$195.00		
Murray	Windstream			X	\$1.00	Cass/Plattsmouth	\$13,536.63		
Murray	Windstream/NT&T			X	\$1.00	Cass/Plattsmouth	\$19.37		
Nehawka	Guaranteed Phone Service			X	\$1.00	Cass/Plattsmouth	\$12.00		
Nehawka	NT&T			X	\$1.00	Cass/Plattsmouth	\$331.00		
Nehawka	Windstream			X	\$1.00	Cass/Plattsmouth	\$2,136.00		
Plattsmouth	AT&T-C of the Midwest, Inc.			X	\$1.00	Cass/Plattsmouth	\$36.00		
Plattsmouth	Guaranteed Phone Service			X	\$1.00	Cass/Plattsmouth	\$29.93		
Plattsmouth	NT&T			X	\$1.00	Cass/Plattsmouth	\$3,358.00		
Plattsmouth	Windstream			X	\$1.00	Cass/Plattsmouth	\$43,908.89		
Plattsmouth	Windstream/NT&T			X	\$1.00	Cass/Plattsmouth	\$283.65		
South Bend	AT&T-C of the Midwest, Inc.			X	\$1.00	Cass/Plattsmouth	\$12.00		
Union	Guaranteed Phone Service			X	\$1.00	Cass/Plattsmouth	\$4.80		
Union	NT&T			X	\$1.00	Cass/Plattsmouth	\$176.00		
Union	Windstream			X	\$1.00	Cass/Plattsmouth	\$3,767.77		
Weeping Water	NT&T			X	\$1.00	Cass/Plattsmouth	\$586.00		
Weeping Water	Windstream			X	\$1.00	Cass/Plattsmouth	\$7,915.63		
Weeping Water	Windstream/NT&T			X	\$1.00	Cass/Plattsmouth	\$7.37		
Belden	Eastern Nebraska Telephone Co.			X	\$1.00	Cedar/Hartington	\$1,154.00	\$56,317.38	
Bloomfield	Great Plains Communications			X	\$1.00	Cedar/Hartington	\$11.00		
Coleridge	Northeast Nebraska Telephone Company			X	\$1.00	Cedar/Hartington	\$5,213.93		
Crofton (Cedar)	Great Plains Communications			X	\$1.00	Cedar/Hartington	\$1,978.00		
Dixon-Concord	Northeast Nebraska Telephone Company			X	\$1.00	Cedar/Hartington	\$2,755.25		
Hartington	Hartington Telecommunications Co., Inc.			X	\$1.00	Cedar/Hartington	\$17,397.48		
Laurel	AT&T-C of the Midwest, Inc.			X	\$1.00	Cedar/Hartington	\$18.00		

Name of Exchange	Local Exchange Carrier	Level of Landline 911 Service			Monthly Surcharge Collected	Surcharge Remitted To	Interlocal Agreements	Total Annual Surcharge Remitted by Carrier	Total Surcharge Revenue Remitted
		Basic 911	ANI/ALI	E911					
Laurel	Birch Telecom			X	\$0.65	Cedar/Hartington	\$12.00		
Laurel	Ionex Communications North, Inc.			X	\$1.00	Cedar/Hartington	\$12.00		
Laurel	McLeodUSA			X	\$1.00	Cedar/Hartington	\$47.00		
Laurel	NT&T			X	\$1.00	Cedar/Hartington	\$1,899.00		
Laurel	Qwest/Hartington			X	\$1.00	Cedar/Hartington	\$6,942.23		
Obert/Maskell	Northeast Nebraska Telephone Company			X	\$1.00	Cedar/Hartington	\$1,342.45		
Radolph	Comtel Telcom Assets LP			X	\$1.00	Cedar/Hartington	\$43.56		
Randolph	AT&T-C of the Midwest, Inc.			X	\$1.00	Cedar/Hartington	\$15.00		
Randolph	McLeodUSA			X	\$1.00	Cedar/Hartington	\$60.00		
Randolph	NT&T			X	\$1.00	Cedar/Hartington	\$2,635.00		
Randolph	Qwest/Hartington			X	\$1.00	Cedar/Hartington	\$6,003.48		
Wausa (Cedar)	Great Plains Communications			X	\$1.00	Cedar/Hartington	\$976.00		
Wynot (Fordyce, St Helena)	Great Plains Communications			X	\$1.00	Cedar/Hartington	\$7,802.00		
Chambers	K & M			X	\$0.50	Chambers Firebar	\$2,580.85	\$2,580.85	
Imperial	Great Plains Communications			X	\$1.00	Chase/Imperial	\$23,433.00	\$29,194.00	
Wauneta	Wauneta Telephone Company			X	\$1.00	Chase/Imperial	\$5,761.00		
Cody	Great Plains Communications	X			\$0.00	Cherry/Valentine	\$1,180.00	\$4,115.00	
Crookston	Great Plains Communications	X			\$0.00	Cherry/Valentine	\$518.00		
Kilgore	Great Plains Communications	X			\$0.00	Cherry/Valentine	\$568.00		
Merriman	Great Plains Communications	X			\$0.00	Cherry/Valentine	\$918.00		
Valentine	Allo Communications	X			\$1.00	Cherry/Valentine	\$11.00		
Valentine	Orbitcom	X			\$1.00	Cherry/Valentine	\$315.00		
Valentine	Trinsic Communications, Inc.	X			\$1.00	Cherry/Valentine	\$5.00		
Woodlake	Great Plains Communications	X			\$0.00	Cherry/Valentine	\$600.00		
Dalton	Dalton Telephone Co.			X	\$1.00	Cheyenne/Sidney	\$1,807.00	\$56,473.72	
Gurley	Dalton Telephone Co.			X	\$1.00	Cheyenne/Sidney	\$1,202.00		
Gurley	McLeodUSA			X	\$1.00	Cheyenne/Sidney	\$12.00		
Gurley	NT&T			X	\$1.00	Cheyenne/Sidney	\$48.00		
Lodgepole	Dalton Telephone Co.			X	\$1.00	Cheyenne/Sidney	\$1,693.00		
Lodgepole	McLeodUSA			X	\$1.00	Cheyenne/Sidney	\$12.00		
Lodgepole	NT&T			X	\$1.00	Cheyenne/Sidney	\$171.00		
Potter	NT&T			X	\$1.00	Cheyenne/Sidney	\$40.00		
Sidney	Allo Communications			X	\$1.00	Cheyenne/Sidney	\$1,912.00		
Sidney	AT&T-C of the Midwest, Inc.			X	\$1.00	Cheyenne/Sidney	\$43.00		

Name of Exchange	Local Exchange Carrier	Level of Landline 911 Service			Monthly Surcharge Collected	Surcharge Remitted To	Interlocal Agreements	Total Annual Surcharge Remitted by Carrier	Total Surcharge Revenue Remitted
		Basic 911	ANI/ALI	E911					
Sidney	Birch Telecom			X	\$1.00	Cheyenne/Sidney	\$66.00		
Sidney	Ionex Communications North, Inc.			X	\$1.00	Cheyenne/Sidney	\$66.00		
Sidney	McLeodUSA			X	\$1.00	Cheyenne/Sidney	\$429.00		
Sidney	Mobius Communications Company			X	\$1.00	Cheyenne/Sidney	\$1.34		
Sidney	NT&T			X	\$1.00	Cheyenne/Sidney	\$9,545.00		
Sidney	Orbitcom			X	\$1.00	Cheyenne/Sidney	\$1,930.00		
Sidney	Qwest			X	\$1.00	Cheyenne/Sidney	\$37,489.45		
South Sidney	Comtel Telcom Assets LP			X	\$1.00	Cheyenne/Sidney	\$6.93		
Ashland	Fast Phones			X	\$0.50	City of Ashland	\$3.82	\$11,870.50	
Ashland	Guaranteed Phone Service			X	\$0.50	City of Ashland	\$6.00		
Ashland	Windstream			X	\$0.50	City of Ashland	\$11,820.21		
Ashland	Windstream/NT&T			X	\$0.50	City of Ashland	\$40.47		
Crete	Windstream/NT&T			X	\$1.00	City of Crete	\$232.46	\$232.46	
Dawson	Fast Phones			X	\$0.50	City of Dawson	\$3.50	\$3.50	
Dawson	Windstream			X	\$0.50	City of Dawson	\$874.00	\$874.00	
Guide Rock	Windstream			X	\$1.00	City of Guiderock	\$2,176.00	\$2,176.00	
Humboldt	Windstream			X	\$0.50	City of Humboldt	\$3,853.00	\$3,853.00	
Stanton	NT&T			X	\$1.00	City of Stanton	\$47.00	\$47.00	
Blue Springs	NT&T			X	\$0.50	City of Wymore	\$117.50	\$8,075.25	
Odell	Diller Telephone Company			X	\$0.75	City of Wymore	\$2,752.75		
Wymore	NT&T			X	\$0.50	City of Wymore	\$530.50		
Wymore	Windstream			X	\$0.50	City of Wymore	\$4,626.41		
Wymore	Windstream/NT&T			X	\$0.50	City of Wymore	\$48.09		
York	Windstream/NT&T			X	\$0.50	City of York	\$265.43	\$265.43	
Clay Center	NT&T			X	\$0.50	Clay/Clay Center	\$228.00	\$32,784.02	
Clay Center	Windstream			X	\$1.00	Clay/Clay Center	\$5,087.44		
Clay Center	Windstream/NT&T			X	\$1.00	Clay/Clay Center	\$7.60		
Deweese	NT&T			X	\$0.50	Clay/Clay Center	\$76.50		
Deweese	Windstream			X	\$1.00	Clay/Clay Center	\$1,114.00		
Edgar	Guaranteed Phone Service			X	\$1.00	Clay/Clay Center	\$2.10		
Edgar	NT&T			X	\$0.50	Clay/Clay Center	\$162.00		
Edgar	Windstream			X	\$1.00	Clay/Clay Center	\$3,475.90		
Fairfield	NT&T			X	\$0.50	Clay/Clay Center	\$165.00		
Fairfield	Windstream			X	\$1.00	Clay/Clay Center	\$2,901.00		
Glenvil	NT&T			X	\$0.50	Clay/Clay Center	\$231.00		

Name of Exchange	Local Exchange Carrier	Level of Landline 911 Service			Monthly Surcharge Collected	Surcharge Remitted To	Interlocal Agreements	Total Annual Surcharge Remitted by Carrier	Total Surcharge Revenue Remitted
		Basic 911	ANI/ALI	E911					
Glenvil	Windstream			X	\$1.00	Clay/Clay Center		\$2,871.98	
Harvard	Guaranteed Phone Service			X	\$1.00	Clay/Clay Center		\$12.00	
Harvard	NT&T			X	\$0.50	Clay/Clay Center		\$299.50	
Harvard	Windstream			X	\$1.00	Clay/Clay Center		\$4,666.00	
Harvard	Windstream/NT&T			X	\$1.00	Clay/Clay Center		\$24.00	
Ong	NT&T			X	\$0.50	Clay/Clay Center		\$40.00	
Ong	Windstream			X	\$1.00	Clay/Clay Center		\$551.00	
Sutton	NT&T			X	\$0.50	Clay/Clay Center		\$510.00	
Sutton	Windstream			X	\$1.00	Clay/Clay Center		\$10,334.00	
Trumbull	NT&T			X	\$0.50	Clay/Clay Center		\$25.00	
Clarkson	AT&T-C of the Midwest, Inc.			X	\$1.00	Colfax/Schuyler		\$36.00	\$49,371.08
Clarkson	Birch Telecom			X	\$1.00	Colfax/Schuyler		\$75.00	
Clarkson	Comtel Telecom Assets LP			X	\$1.00	Colfax/Schuyler		\$27.72	
Clarkson	Ionex Communications North, Inc.			X	\$1.00	Colfax/Schuyler		\$75.00	
Clarkson	McLeodUSA			X	\$1.00	Colfax/Schuyler		\$60.00	
Clarkson	NT&T			X	\$1.00	Colfax/Schuyler		\$2,306.00	
Clarkson	Qwest			X	\$1.00	Colfax/Schuyler		\$3,968.85	
Howells	Birch Telecom			X	\$1.00	Colfax/Schuyler		\$221.00	
Howells	Ionex Communications North, Inc.			X	\$1.00	Colfax/Schuyler		\$221.00	
Howells	McLeodUSA			X	\$1.00	Colfax/Schuyler		\$65.00	
Howells	NT&T			X	\$1.00	Colfax/Schuyler		\$2,076.00	
Howells	Qwest			X	\$1.00	Colfax/Schuyler		\$3,786.01	
Leigh	Citizens Telecommunications Company of Nebraska			X	\$1.00	Colfax/Schuyler		\$4,218.00	
Richland	McLeodUSA			X	\$1.00	Colfax/Schuyler		\$12.00	
Richland	NT&T			X	\$1.00	Colfax/Schuyler		\$84.00	
Rogers	McLeodUSA			X	\$1.00	Colfax/Schuyler		\$20.00	
Schuyler	AT&T-C of the Midwest, Inc.			X	\$1.00	Colfax/Schuyler		\$12.00	
Schuyler	Birch Telecom			X	\$1.00	Colfax/Schuyler		\$594.00	
Schuyler	Ionex Communications North, Inc.			X	\$1.00	Colfax/Schuyler		\$594.00	
Schuyler	McLeodUSA			X	\$1.00	Colfax/Schuyler		\$464.00	
Schuyler	Qwest			X	\$1.00	Colfax/Schuyler		\$25,028.50	
Schuyler	Windstream/NT&T			X	\$1.00	Colfax/Schuyler		\$5,427.00	
Bancroft	Great Plains Communications			X	\$1.00	Cuming/West Point		\$5,415.00	\$45,760.41
Bancroft	NT&T			X	\$1.00	Cuming/West Point		\$5.47	

Name of Exchange	Local Exchange Carrier	Level of Landline 911 Service			Monthly Surcharge Collected	Surcharge Remitted To	Interlocal Agreements	Total Annual Surcharge Remitted by Carrier	Total Surcharge Revenue Remitted
		Basic 911	ANI/ALI	E911					
Beemer	Great Plains Communications			X	\$1.00	Cuming/West Point	\$6,066.00		
Beemer	NT&T			X	\$1.00	Cuming/West Point	\$36.00		
West Point	AT&T-C of the Midwest, Inc.			X	\$1.00	Cuming/West Point	\$12.00		
West Point	Comtel Telecom Assets LP			X	\$1.00	Cuming/West Point	\$16.83		
West Point	NT&T			X	\$1.00	Cuming/West Point	\$814.00		
West Point	Orbitcom			X	\$1.00	Cuming/West Point	\$12.00		
West Point	Qwest			X	\$1.00	Cuming/West Point	\$20,999.11		
Wisner	Great Plains Communications			X	\$1.00	Cuming/West Point	\$12,376.00		
Wisner	NT&T			X	\$1.00	Cuming/West Point	\$8.00		
Anselma	Consolidated Telephone Company			X	\$1.00	Custer/Broken Bow	\$2,519.40	\$63,032.98	
Anselmo	NT&T			X	\$0.50	Custer/Broken Bow	\$6.00		
Arnold	Great Plains Communications			X	\$1.00	Custer/Broken Bow	\$7,208.00		
Broken Bow	Allo Communications			X	\$1.00	Custer/Broken Bow	\$1,250.86		
Broken Bow	Comtel Telecom Assets LP			X	\$1.00	Custer/Broken Bow	\$53.00		
Broken Bow	McLeodUSA			X	\$1.00	Custer/Broken Bow	\$209.00		
Broken Bow	NT&T			X	\$0.50	Custer/Broken Bow	\$2,449.50		
Broken Bow	Orbitcom			X	\$1.00	Custer/Broken Bow	\$48.00		
Broken Bow	Qwest			X	\$1.00	Custer/Broken Bow	\$26,768.73		
Callaway	Great Plains Communications			X	\$1.00	Custer/Broken Bow	\$6,509.00		
Callaway	NT&T			X	\$0.50	Custer/Broken Bow	\$12.00		
Comstock	Nebraska Central Telephone Company			X	\$1.00	Custer/Broken Bow	\$1,265.77		
Mason City	Nebraska Central Telephone Company			X	\$1.00	Custer/Broken Bow	\$2,198.28		
Merna	Consolidated Telephone Company			X	\$1.00	Custer/Broken Bow	\$4,236.45		
Oconto	Great Plains Communications			X	\$1.00	Custer/Broken Bow	\$2,343.00		
Sargent	Nebraska Central Telephone Company			X	\$1.00	Custer/Broken Bow	\$5,949.99		
Sargent	NT&T			X	\$0.50	Custer/Broken Bow	\$6.00		
Dakota City	1-800 Reconex			X	\$1.00	Dakota/South Sioux City	\$1,371.00	\$99,357.79	
Dakota City	AT&T-C of the Midwest, Inc.			X	\$1.00	Dakota/South Sioux City	\$88.00		
Dakota City	Birch Telecom			X	\$1.00	Dakota/South Sioux City	\$88.00		
Dakota City	McLeodUSA			X	\$1.00	Dakota/South Sioux City	\$24.00		
Dakota City	NT&T			X	\$1.00	Dakota/South Sioux City	\$1,595.00		
David City/South Sioux City	Qwest			X	\$1.00	Dakota/South Sioux City	\$52,829.22		
Emerson	Allo Communications			X	\$1.00	Dakota/South Sioux City	\$12.00		

Name of Exchange	Local Exchange Carrier	Level of Landline 911 Service			Monthly Surcharge Collected	Surcharge Remitted To	Interlocal Agreements	Total Annual Surcharge Remitted by Carrier	Total Surcharge Revenue Remitted
		Basic 911	ANI/ALI	E911					
Emerson	AT&T-C of the Midwest, Inc.			X	\$1.00	Dakota/South Sioux City	\$15.00		
Emerson	McLeodUSA			X	\$1.00	Dakota/South Sioux City	\$100.00		
Emerson	NT&T			X	\$1.00	Dakota/South Sioux City	\$1,737.00		
Emerson	Qwest			X	\$1.00	Dakota/South Sioux City	\$5,236.48		
Homer	AT&T-C of the Midwest, Inc.			X	\$1.00	Dakota/South Sioux City	\$100.00		
Homer	Comtel Telecom Assets LP			X	\$1.00	Dakota/South Sioux City	\$73.26		
Homer	McLeodUSA			X	\$1.00	Dakota/South Sioux City	\$46.00		
Homer	NT&T			X	\$1.00	Dakota/South Sioux City	\$1,013.00		
Homer	Qwest			X	\$1.00	Dakota/South Sioux City	\$3,552.17		
Hubbard	McLeodUSA			X	\$1.00	Dakota/South Sioux City	\$42.00		
Hubbard	NT&T			X	\$1.00	Dakota/South Sioux City	\$477.00		
Jackson-Hubbard	Northeast Nebraska Telephone Company			X	\$1.00	Dakota/South Sioux City	\$9,122.31		
So. Sioux City	NT&T			X	\$1.00	Dakota/South Sioux City	\$8,581.00		
South Sioux City	AT&T-C of the Midwest, Inc.			X	\$1.00	Dakota/South Sioux City	\$1,101.00		
South Sioux City	Budget Phone Inc			X	\$1.00	Dakota/South Sioux City	\$21.00		
South Sioux City	McLeodUSA			X	\$1.00	Dakota/South Sioux City	\$257.00		
South Sioux City	Orbitcom			X	\$1.00	Dakota/South Sioux City	\$282.00		
South Sioux City/Dakota City	FiberComm, L.C.			X	\$1.00	Dakota/South Sioux City	\$11,506.35		
South Sioux City/Dakota City	Ionex Communications North, Inc.			X	\$1.00	Dakota/South Sioux City	\$88.00		
Chadron	NT&T			X	\$1.00	Dawes County Clerk	\$8,362.00		\$12,710.00
Crawford	NT&T			X	\$1.00	Dawes County Clerk	\$3,753.00		
Whitney	NT&T			X	\$1.00	Dawes County Clerk	\$595.00		
Chadron	Allo Communications			X	\$1.00	Dawes/Chadron PD	\$920.86		\$37,192.64
Chadron	AT&T-C of the Midwest, Inc.			X	\$1.00	Dawes/Chadron PD	\$57.00		
Chadron	Birch Telecom			X	\$1.00	Dawes/Chadron PD	\$28.00		
Chadron	BullsEye			X	\$1.00	Dawes/Chadron PD	\$0.00		
Chadron	Comtel Telecom Assets LP			X	\$1.00	Dawes/Chadron PD	\$22.77		
Chadron	Comtel Telecom Assets LP			X	\$1.00	Dawes/Chadron PD	\$25.74		
Chadron	Ionex Communications North, Inc.			X	\$1.00	Dawes/Chadron PD	\$28.00		
Chadron	McLeodUSA			X	\$1.00	Dawes/Chadron PD	\$263.00		

Name of Exchange	Local Exchange Carrier	Level of Landline 911 Service			Monthly Surcharge Collected	Surcharge Remitted To	Interlocal Agreements	Total Annual Surcharge Remitted by Carrier	Total Surcharge Revenue Remitted
		Basic 911	ANI/ALI	E911					
Chadron	Mobius Communications Company			X	\$1.00	Dawes/Chadron PD	\$113.64	\$106,526.64	
Chadron	Orbitcom			X	\$1.00	Dawes/Chadron PD	\$696.00		
Chadron	Qwest			X	\$1.00	Dawes/Chadron PD	\$27,446.37		
Crawford	Allo Communications			X	\$1.00	Dawes/Chadron PD	\$94.00		
Crawford	AT&T-C of the Midwest, Inc.			X	\$1.00	Dawes/Chadron PD	\$12.00		
Crawford	McLeodUSA			X	\$1.00	Dawes/Chadron PD	\$51.00		
Crawford / Whitney	Mobius Communications Company			X	\$1.00	Dawes/Chadron PD	\$37.66		
Crawford/Whitney	Qwest			X	\$1.00	Dawes/Chadron PD	\$5,723.90		
Harrison	Allo Communications			X	\$1.00	Dawes/Chadron PD	\$96.00		
Harrison	Mobius Communications Company			X	\$1.00	Dawes/Chadron PD	\$5.40		
Harrison	Qwest			X	\$1.00	Dawes/Chadron PD	\$1,535.30		
Whitney	Allo Communications			X	\$1.00	Dawes/Chadron PD	\$24.00		
Whitney	McLeodUSA			X	\$1.00	Dawes/Chadron PD	\$12.00		
Cozad	Cozad			X	\$1.00	Dawson/Lexington	\$30,838.00		
Eddyville	Great Plains Communications			X	\$1.00	Dawson/Lexington	\$1,066.00		
Elwood	Birch Telecom			X	\$1.00	Dawson/Lexington	\$12.00		
Elwood	Ionex Communications North, Inc.			X	\$1.00	Dawson/Lexington	\$12.00		
Elwood	McLeodUSA			X	\$1.00	Dawson/Lexington	\$134.00		
Elwood	NT&T			X	\$1.00	Dawson/Lexington	\$3,193.00		
Gothenburg	Comtel Telecom Assets LP			X	\$1.00	Dawson/Lexington	\$9.90		
Gothenburg	NT&T			X	\$1.00	Dawson/Lexington	\$5,682.00		
Lexington	Allo Communications			X	\$1.00	Dawson/Lexington	\$944.70		
Lexington	AT&T-C of the Midwest, Inc.			X	\$1.00	Dawson/Lexington	\$154.00		
Lexington	Birch Telecom			X	\$1.00	Dawson/Lexington	\$24.00		
Lexington	Ionex Communications North, Inc.			X	\$1.00	Dawson/Lexington	\$24.00		
Lexington	McLeodUSA			X	\$1.00	Dawson/Lexington	\$649.00		
Lexington	NT&T			X	\$1.00	Dawson/Lexington	\$11,212.00		
Lexington	Orbitcom			X	\$1.00	Dawson/Lexington	\$1,743.00		
Lexington	Qwest			X	\$1.00	Dawson/Lexington	\$38,458.42		
Lexington	Trinsic Communications, Inc.			X	\$1.00	Dawson/Lexington	\$24.00		
Overton	ATC Communications			X	\$1.00	Dawson/Lexington	\$5,140.81		
Overton	ATC Communications			X	\$1.00	Dawson/Lexington	\$5,140.81		
Overton	McLeodUSA			X	\$1.00	Dawson/Lexington	\$25.00		
Overton	NT&T			X	\$1.00	Dawson/Lexington	\$72.00		
Sumner	Citizens Telecommunications Company of			X	\$1.00	Dawson/Lexington	\$1,919.00		

Name of Exchange	Local Exchange Carrier	Level of Landline 911 Service			Monthly Surcharge Collected	Surcharge Remitted To	Interlocal Agreements	Total Annual Surcharge Remitted by Carrier	Total Surcharge Revenue Remitted
		Basic 911	ANI/ALI	E911					

	Nebraska								
Sumner	NT&T			X	\$1.00	Dawson/Lexington		\$49.00	\$27,152.04
Allen	Birch Telecom			X	\$1.00	Dixon/Ponca		\$24.00	
Allen	Ionex Communications North, Inc.			X	\$1.00	Dixon/Ponca		\$24.00	
Allen	McLeodUSA			X	\$1.00	Dixon/Ponca		\$19.00	
Allen	Northeast Nebraska Telephone Company			X	\$1.00	Dixon/Ponca		\$3,762.25	
Allen	NT&T			X	\$1.00	Dixon/Ponca		\$70.00	
Dixon-Concord	Northeast Nebraska Telephone Company			X	\$1.00	Dixon/Ponca		\$586.61	
Martinsburg	Northeast Nebraska Telephone Company			X	\$1.00	Dixon/Ponca		\$1,073.68	
Newcastle	Northeast Nebraska Telephone Company			X	\$1.00	Dixon/Ponca		\$3,923.05	
Obert/Maskell	Northeast Nebraska Telephone Company			X	\$1.00	Dixon/Ponca		\$62.01	
Ponca	Comtel Telcom Assets LP			X	\$1.00	Dixon/Ponca		\$1.98	
Ponca	Great Plains Communications			X	\$1.00	Dixon/Ponca		\$8,698.00	
Wakefield	McLeodUSA			X	\$1.00	Dixon/Ponca		\$150.00	
Wakefield	Qwest/Great Plains			X	\$1.00	Dixon/Ponca		\$7,616.55	
Waterbury	McLeodUSA			X	\$1.00	Dixon/Ponca		\$12.00	
Waterbury	Northeast Nebraska Telephone Company			X	\$1.00	Dixon/Ponca		\$1,087.91	
Waterbury	NT&T			X	\$1.00	Dixon/Ponca		\$41.00	
Dodge	NT&T			X	\$0.50	Dodge County Clerk		\$54.00	\$153,131.96
Ames	Allo Communications			X	\$1.00	Dodge/Fremont PD		\$12.00	
Ames	AT&T-C of the Midwest, Inc.			X	\$0.75	Dodge/Fremont PD		\$9.75	
Ames	McLeodUSA			X	\$0.75	Dodge/Fremont PD		\$65.25	
Cedar Bluffs	NT&T			X	\$0.50	Dodge/Fremont PD		\$158.00	
Dodge	Birch Telecom			X	\$0.75	Dodge/Fremont PD		\$9.00	
Dodge	Great Plains Communications			X	\$0.75	Dodge/Fremont PD		\$5,380.50	
Dodge	Ionex Communications North, Inc.			X	\$0.75	Dodge/Fremont PD		\$9.00	
Dodge	McLeodUSA			X	\$0.75	Dodge/Fremont PD		\$18.00	
Fremont	1-800 Reconex			X	\$0.75	Dodge/Fremont PD		\$1,816.50	
Fremont	Allo Communications			X	\$1.00	Dodge/Fremont PD		\$36.00	
Fremont	AT&T-C of the Midwest, Inc.			X	\$0.75	Dodge/Fremont PD		\$1,529.25	
Fremont	Birch Telecom			X	\$0.75	Dodge/Fremont PD		\$27.00	
Fremont	Budget Phone Inc			X	\$0.75	Dodge/Fremont PD		\$28.50	
Fremont	BullsEye			X	\$0.75	Dodge/Fremont PD		\$0.00	
Fremont	Comtel Telcom Assets LP			X	\$0.75	Dodge/Fremont PD		\$213.84	
Fremont	Ionex Communications North, Inc.			X	\$0.75	Dodge/Fremont PD		\$27.00	

Name of Exchange	Local Exchange Carrier	Level of Landline 911 Service			Monthly Surcharge Collected	Surcharge Remitted To	Interlocal Agreements	Total Annual Surcharge Remitted by Carrier	Total Surcharge Revenue Remitted
		Basic 911	ANI/ALI	E911					
Fremont	MCI Metro Access			X	\$0.75	Dodge/Fremont PD	\$277.50		
Fremont	McLeodUSA			X	\$0.75	Dodge/Fremont PD	\$2,217.75		
Fremont	NT&T			X	\$0.50	Dodge/Fremont PD	\$7,935.50		
Fremont	Qwest			X	\$0.75	Dodge/Fremont PD	\$93,708.35		
Fremont	TCG Omaha			X	\$0.75	Dodge/Fremont PD	\$6.75		
Fremont	Time Warner Cable Information Services LLC			X	\$0.75	Dodge/Fremont PD	\$2,522.22		
Fremont	Windstream CLEC			X	\$0.00	Dodge/Fremont PD	\$4,394.00		
Fremont	Windstream CLEC			X	\$0.75	Dodge/Fremont PD	\$4,233.75		
Fremont	Windstream CLEC			X	\$1.00	Dodge/Fremont PD	\$496.00		
Hooper	Hooper Telephone Company			X	\$0.75	Dodge/Fremont PD	\$7,465.23		
Hooper	Hooper Telephone Company			X	\$1.00	Dodge/Fremont PD	\$864.35		
Hooper	NT&T			X	\$0.50	Dodge/Fremont PD	\$6.00		
Inglewood	AT&T-C of the Midwest, Inc.			X	\$0.75	Dodge/Fremont PD	\$18.00		
Nickerson	AT&T-C of the Midwest, Inc.			X	\$0.75	Dodge/Fremont PD	\$2.25		
Nickerson	McLeodUSA			X	\$0.75	Dodge/Fremont PD	\$27.00		
Nickerson	NT&T			X	\$0.50	Dodge/Fremont PD	\$233.50		
North Bend	Great Plains Communications			X	\$0.75	Dodge/Fremont PD	\$7,925.25		
North Bend	NT&T			X	\$0.50	Dodge/Fremont PD	\$136.00		
Scribner	Great Plains Communications			X	\$0.75	Dodge/Fremont PD	\$6,295.50		
Snyder	Great Plains Communications			X	\$0.75	Dodge/Fremont PD	\$2,904.75		
Uehling	Hooper Telephone Company			X	\$0.75	Dodge/Fremont PD	\$96.04		
Uehling	Hooper Telephone Company			X	\$0.75	Dodge/Fremont PD	\$99.00		
Uehling	Hooper Telephone Company			X	\$0.75	Dodge/Fremont PD	\$1,873.68		
Bennington	Qwest			X	\$0.50	Doug/asOmaha	\$3,667.40	\$1,525,126.34	
Elkhorn/Wahoo	Qwest			X	\$0.50	Doug/asOmaha	\$13,198.30		
Omaha/Ralston/Boystown	Qwest			X	\$0.50	Doug/asOmaha	\$603,570.57		
Valley	Qwest			X	\$0.50	Doug/asOmaha	\$6,428.83		
Bennington	AT&T-C of the Midwest, Inc.			X	\$0.50	Douglas/Omaha	\$12.00		
Bennington	McLeodUSA			X	\$0.50	Douglas/Omaha	\$59.00		
Bennington	NT&T			X	\$0.50	Douglas/Omaha	\$398.00		
Carter Lake	Comtel Telcom Assets LP			X	\$0.50	Douglas/Omaha	\$413.30		
Elkhorn	AT&T-C of the Midwest, Inc.			X	\$0.50	Douglas/Omaha	\$111.00		
Elkhorn	McLeodUSA			X	\$0.50	Douglas/Omaha	\$155.00		
Elkhorn	NT&T			X	\$0.50	Douglas/Omaha	\$388.50		

Name of Exchange	Local Exchange Carrier	Level of Landline 911 Service			Monthly Surcharge Collected	Surcharge Remitted To	Interlocal Agreements	Total Annual Surcharge Remitted by Carrier	Total Surcharge Revenue Remitted
		Basic 911	ANI/ALI	E911					
Elkhorn	TCG Omaha			X	\$0.50	Douglas/Omaha	\$5.00		
Elkhorn Waterloo Valley Ralston	Cox Nebraska Telecom LLC			X	\$0.50	Douglas/Omaha	\$204,036.00		
Omaha	1-800 Reconex			X	\$0.50	Douglas/Omaha	\$471.00		
Omaha	AT&T-C of the Midwest, Inc.			X	\$0.50	Douglas/Omaha	\$7,883.50		
Omaha	Birch Telecom			X	\$0.50	Douglas/Omaha	\$412.00		
Omaha	Budget Phone Inc			X	\$0.50	Douglas/Omaha	\$257.00		
Omaha	BullsEye			X	\$0.50	Douglas/Omaha	\$0.00		
Omaha	Cox Nebraska Telecom LLC			X	\$0.50	Douglas/Omaha	\$525,502.00		
Omaha	Ionex Communications North, Inc.			X	\$0.50	Douglas/Omaha	\$412.00		
Omaha	Level 3 Communications, LLC			X	\$0.50	Douglas/Omaha	\$5,478.00		
Omaha	MCI Metro Access			X	\$0.50	Douglas/Omaha	\$12,070.00		
Omaha	McLeodUSA			X	\$0.50	Douglas/Omaha	\$25,463.00		
Omaha	NT&T			X	\$0.50	Douglas/Omaha	\$5,060.00		
Omaha	Orbitcom			X	\$0.50	Douglas/Omaha	\$483.50		
Omaha	TCG Omaha			X	\$0.50	Douglas/Omaha	\$21,966.43		
Omaha	Trinsic Communications, Inc.			X	\$1.00	Douglas/Omaha	\$157.00		
Omaha	Windstream CLEC			X	\$0.00	Douglas/Omaha	\$20,816.00		
Omaha	Windstream CLEC			X	\$0.50	Douglas/Omaha	\$64,487.00		
Omaha 84th Street	Birch Telecom			X	\$0.50	Douglas/Omaha	\$6.00		
Omaha/Boys Town/Ralston	NT&T			X	\$0.50	Douglas/Omaha	\$6.00		
Ralston	AT&T-C of the Midwest, Inc.			X	\$0.50	Douglas/Omaha	\$162.00		
Ralston	McLeodUSA			X	\$0.50	Douglas/Omaha	\$338.00		
Ralston	NT&T			X	\$0.50	Douglas/Omaha	\$52.50		
Ralston	TCG Omaha			X	\$0.50	Douglas/Omaha	\$144.00		
Valley	AT&T-C of the Midwest, Inc.			X	\$0.50	Douglas/Omaha	\$14.00		
Valley	McLeodUSA			X	\$0.50	Douglas/Omaha	\$59.50		
Valley	NT&T			X	\$0.50	Douglas/Omaha	\$506.00		
Waterloo	AT&T-C of the Midwest, Inc.			X	\$0.50	Douglas/Omaha	\$65.00		
Waterloo	McLeodUSA			X	\$0.50	Douglas/Omaha	\$60.50		
Waterloo	NT&T			X	\$0.50	Douglas/Omaha	\$351.50		
Benkelman	Benkelman Telephone Co., Inc.	X			\$0.00	Dundy/Benkelman	\$0.00	\$0.00	
Exeter	NT&T			X	\$1.00	Fillmore/Geneva	\$510.00	\$36,970.00	
Exeter	Windstream			X	\$1.00	Fillmore/Geneva	\$4,452.00		

Name of Exchange	Local Exchange Carrier	Level of Landline 911 Service			Monthly Surcharge Collected	Surcharge Remitted To	Interlocal Agreements	Total Annual Surcharge Remitted by Carrier	Total Surcharge Revenue Remitted
		Basic 911	ANI/ALI	E911					
Fairmont	NT&T			X	\$1.00	Fillmore/Geneva	\$459.00		
Fairmont	Windstream			X	\$1.00	Fillmore/Geneva	\$3,699.00		
Fairmont	Windstream/NT&T			X	\$1.00	Fillmore/Geneva	\$10.00		
Geneva	NT&T			X	\$1.00	Fillmore/Geneva	\$1,477.00		
Geneva	Windstream			X	\$1.00	Fillmore/Geneva	\$17,035.87		
Geneva	Windstream/NT&T			X	\$1.00	Fillmore/Geneva	\$74.13		
Grafton	NT&T			X	\$1.00	Fillmore/Geneva	\$158.00		
Grafton	Windstream			X	\$1.00	Fillmore/Geneva	\$1,147.00		
Milligan	NT&T			X	\$1.00	Fillmore/Geneva	\$493.00		
Milligan	Windstream			X	\$1.00	Fillmore/Geneva	\$2,330.00		
Ohiova	NT&T			X	\$1.00	Fillmore/Geneva	\$364.00		
Ohiova	Windstream			X	\$1.00	Fillmore/Geneva	\$1,118.00		
Ohiova	Windstream/NT&T			X	\$1.00	Fillmore/Geneva	\$0.00		
Shickley	NT&T			X	\$1.00	Fillmore/Geneva	\$448.00		
Shickley	Windstream			X	\$1.00	Fillmore/Geneva	\$3,195.00		
Bloomington	Citizens Telecommunications Company of Nebraska	X			\$1.00	Franklin/Franklin	\$1,133.00	\$13,252.00	
Franklin	Citizens Telecommunications Company of Nebraska	X			\$1.00	Franklin/Franklin	\$7,990.00		
Franklin	NT&T		X		\$1.00	Franklin/Franklin	\$47.00		
Franklin	Pinpoint Communications, Inc.	X			\$1.00	Franklin/Franklin	\$17.00		
Hildreth	Citizens Telecommunications Company of Nebraska	X			\$1.00	Franklin/Franklin	\$3,068.00		
Naponee	Citizens Telecommunications Company of Nebraska	X			\$1.00	Franklin/Franklin	\$997.00		
Curtis	Curtis Telephone	X			\$1.00	Frontier/Curtis	\$9,265.39	\$24,394.71	
Eustis	Consolidated Telecom, Inc.	X			\$1.00	Frontier/Curtis	\$5,168.63		
Farnam	ATC Communications	X			\$1.00	Frontier/Curtis	\$2,311.17		
Farnam	ATC Communications	X			\$1.00	Frontier/Curtis	\$2,311.17		
Indianola (Frontier)	Great Plains Communications	X			\$1.00	Frontier/Curtis	\$423.00		
Maywood	Consolidated Telco, Inc.	X			\$1.00	Frontier/Curtis	\$3,104.10		
Wellfleet	Consolidated Telco, Inc.	X			\$1.00	Frontier/Curtis	\$1,811.25		
Arapahoe	ATC Communications			X	\$1.00	Furnas/Beaver City	\$9,022.91	\$49,346.32	
Arapahoe	ATC Communications			X	\$1.00	Furnas/Beaver City	\$9,022.91		
Beaver City	Citizens Telecommunications Company of Nebraska			X	\$1.00	Furnas/Beaver City	\$4,566.00		
Beaver City	NT&T			X	\$1.00	Furnas/Beaver City	\$64.00		

Name of Exchange	Local Exchange Carrier	Level of Landline 911 Service			Monthly Surcharge Collected	Surcharge Remitted To	Interlocal Agreements	Total Annual Surcharge Remitted by Carrier	Total Surcharge Revenue Remitted
		Basic 911	ANI/ALI	E911					
Beaver City	Pinpoint Communications, Inc.			X	\$1.00	Furnas/Beaver City	\$4.00	\$72,897.75	
Cambridge	Cambridge Telephone Co			X	\$1.00	Furnas/Beaver City	\$12,516.00		
Edison	Citizens Telecommunications Company of Nebraska			X	\$1.00	Furnas/Beaver City	\$1,771.00		
Edison	NT&T			X	\$1.00	Furnas/Beaver City	\$46.00		
Edison	Pinpoint Communications, Inc.			X	\$1.00	Furnas/Beaver City	\$26.00		
Hendley	ATC Communications			X	\$1.00	Furnas/Beaver City	\$679.16		
Hendley	ATC Communications			X	\$1.00	Furnas/Beaver City	\$679.16		
Holbrook	ATC Communications			X	\$1.00	Furnas/Beaver City	\$2,232.54		
Holbrook	ATC Communications			X	\$1.00	Furnas/Beaver City	\$2,232.54		
Oxford	Allo Communications			X	\$1.00	Furnas/Beaver City	\$12.00		
Oxford	AT&T-C of the Midwest, Inc.			X	\$1.00	Furnas/Beaver City	\$36.00		
Oxford	Pinpoint Communications, Inc.			X	\$1.00	Furnas/Beaver City	\$1,908.00		
Oxford	Qwest/Citizens			X	\$1.00	Furnas/Beaver City	\$3,139.10		
Wilsonville	Citizens Telecommunications Company of Nebraska			X	\$1.00	Furnas/Beaver City	\$1,306.00		
Wilsonville	Pinpoint Communications, Inc.			X	\$1.00	Furnas/Beaver City	\$83.00		
Adams	NT&T			X	\$0.50	Gage County Clerk	\$326.50		
Barneston	NT&T			X	\$0.50	Gage County Clerk	\$15.50		
Clatonia	NT&T			X	\$0.50	Gage County Clerk	\$68.50		
Cortland	NT&T			X	\$0.50	Gage County Clerk	\$234.00		
Filley	NT&T			X	\$0.50	Gage County Clerk	\$111.00		
Filley	Windstream/NT&T			X	\$0.50	Gage County Clerk	\$11.90		
Liberty	NT&T			X	\$0.50	Gage County Clerk	\$54.50		
Pickrell	NT&T			X	\$0.50	Gage County Clerk	\$127.50		
Adams	Windstream			X	\$0.50	Gage/Beatrice	\$2,536.25		
Barneston	Windstream			X	\$0.50	Gage/Beatrice	\$699.25		
Beatrice	Guaranteed Phone Service			X	\$0.75	Gage/Beatrice	\$4.67		
Beatrice	Windstream			X	\$0.75	Gage/Beatrice	\$56,593.02		
Clatonia	Windstream			X	\$0.50	Gage/Beatrice	\$924.00		
Cortland	Windstream			X	\$0.50	Gage/Beatrice	\$2,051.70		
Filley	Windstream			X	\$0.50	Gage/Beatrice	\$890.90		
Liberty	Windstream			X	\$0.50	Gage/Beatrice	\$697.50		
Pickrell	Windstream			X	\$0.50	Gage/Beatrice	\$1,352.00		
Virginia	Diller Telephone Company			X	\$0.75	Gage/Beatrice	\$795.00		

Name of Exchange	Local Exchange Carrier	Level of Landline 911 Service			Monthly Surcharge Collected	Surcharge Remitted To	Interlocal Agreements	Total Annual Surcharge Remitted by Carrier	Total Surcharge Revenue Remitted
		Basic 911	ANI/ALI	E911					
Beatrice	NT&T			X	\$0.75	Gage/Beatrice PD	\$4,433.25		
Beatrice	Windstream/NT&T			X	\$0.75	Gage/Beatrice PD	\$946.81		
Clatonia	Windstream/NT&T			X	\$0.50	Gage/Beatrice PD	\$24.00		
Lewellen (Garden County)	Embarq	X			\$1.00	Garden\Oshkosh	\$144.00	\$13,667.28	
Oshkosh	Embarq	X			\$1.00	Garden\Oshkosh	\$13,523.28		
Bertrand	Citizens Telecommunications Company of Nebraska			X	\$1.00	Gosper/Hyannis	\$6,185.00	\$6,298.25	
Elwood	Allo Communications			X	\$1.00	Gosper/Hyannis	\$79.40		
Elwood	AT&T-C of the Midwest, Inc.			X	\$1.00	Gosper/Hyannis	\$19.00		
Elwood	Comtel Telecom Assets LP			X	\$1.00	Gosper/Hyannis	\$14.85		
Brady	Consolidated Telecom, Inc.			X	\$1.00	Gothenburg/Gothenburg PD	\$5,506.11	\$23,732.11	
Dawson	Comtel Telecom Assets LP			X	\$1.00	Gothenburg/Gothenburg PD	\$26.96		
Gothenburg	Allo Communications			X	\$1.00	Gothenburg/Gothenburg PD	\$923.54		
Gothenburg	McLeodUSA			X	\$1.00	Gothenburg/Gothenburg PD	\$332.00		
Gothenburg	Qwest			X	\$1.00	Gothenburg/Gothenburg PD	\$16,943.50		
Alda	AT&T-C of the Midwest, Inc.			X	\$1.00	Hall/Grand Island	\$42.00	\$273,920.83	
Alda	McLeodUSA			X	\$1.00	Hall/Grand Island	\$72.00		
Aurora	Hamilton Telecommunications			X	\$1.00	Hall/Grand Island	\$24.00		
Aurora	Hamilton Telecommunications			X	\$1.00	Hall/Grand Island	\$12.00		
Cairo	Allo Communications			X	\$1.00	Hall/Grand Island	\$60.97		
Cairo	Comtel Telecom Assets LP			X	\$1.00	Hall/Grand Island	\$459.36		
Cairo	McLeodUSA			X	\$1.00	Hall/Grand Island	\$103.00		
Cairo	NT&T			X	\$1.00	Hall/Grand Island	\$2,163.00		
Cairo	Qwest			X	\$1.00	Hall/Grand Island	\$4,051.73		
Doniphan	Hamilton Telecommunications			X	\$1.00	Hall/Grand Island	\$9,325.21		
Doniphan	NT&T			X	\$1.00	Hall/Grand Island	\$105.00		
Grand Island	1-800 Reconex			X	\$1.00	Hall/Grand Island	\$3,037.00		
Grand Island	Allo Communications			X	\$1.00	Hall/Grand Island	\$136.68		
Grand Island	AT&T-C of the Midwest, Inc.			X	\$1.00	Hall/Grand Island	\$2,586.00		
Grand Island	Birch Telecom			X	\$1.00	Hall/Grand Island	\$190.00		
Grand Island	Budget Phone Inc			X	\$1.00	Hall/Grand Island	\$22.00		

Name of Exchange	Local Exchange Carrier	Level of Landline 911 Service			Monthly Surcharge Collected	Surcharge Remitted To	Interlocal Agreements	Total Annual Surcharge Remitted by Carrier	Total Surcharge Revenue Remitted
		Basic 911	ANI/ALI	E911					

Grand Island	BullsEye			X	\$1.00	Hall/Grand Island		\$0.00	
Grand Island	Ionex Communications North, Inc.			X	\$1.00	Hall/Grand Island		\$190.00	
Grand Island	McLeodUSA			X	\$1.00	Hall/Grand Island		\$3,145.00	
Grand Island	NT&T			X	\$1.00	Hall/Grand Island		\$27,143.00	
Grand Island	Orbitcom			X	\$1.00	Hall/Grand Island		\$636.00	
Grand Island	TCG Omaha			X	\$1.00	Hall/Grand Island		\$184.00	
Grand Island	Trinsic Communications, Inc.			X	\$1.00	Hall/Grand Island		\$71.00	
Grand Island	Windstream CLEC			X	\$0.00	Hall/Grand Island		\$0.00	
Grand Island	Windstream CLEC			X	\$1.00	Hall/Grand Island		\$40,218.00	
Grand Island/Alda	Qwest			X	\$1.00	Hall/Grand Island		\$170,307.47	
Hansen	Windstream			X	\$1.00	Hall/Grand Island		\$65.00	
Phillips	Hamilton Telecommunications			X	\$1.00	Hall/Grand Island		\$108.00	
Trumbull	Hamilton Telecommunications			X	\$1.00	Hall/Grand Island		\$36.00	
Wood River	Allo Communications			X	\$1.00	Hall/Grand Island		\$40.00	
Wood River	AT&T-C of the Midwest, Inc.			X	\$1.00	Hall/Grand Island		\$18.00	
Wood River	Birch Telecom			X	\$1.00	Hall/Grand Island		\$24.00	
Wood River	Ionex Communications North, Inc.			X	\$1.00	Hall/Grand Island		\$24.00	
Wood River	McLeodUSA			X	\$1.00	Hall/Grand Island		\$201.00	
Wood River	NT&T			X	\$1.00	Hall/Grand Island		\$2,934.00	
Wood River	Qwest			X	\$1.00	Hall/Grand Island		\$6,186.41	
Aurora	Hamilton Telecommunications			X	\$0.75	Hamilton/Aurora		\$32,068.43	\$48,364.07
Aurora	Hamilton Telecommunications			X	\$0.75	Hamilton/Aurora		\$45.00	
Doniphan	Hamilton Telecommunications			X	\$0.75	Hamilton/Aurora		\$96.05	
Giltner	Hamilton Telecommunications			X	\$0.75	Hamilton/Aurora		\$2,908.25	
Hampton	Hamilton Telecommunications			X	\$0.75	Hamilton/Aurora		\$3,447.67	
Hordville	Hamilton Telecommunications			X	\$0.75	Hamilton/Aurora		\$1,205.74	
Hordville	NT&T			X	\$0.50	Hamilton/Aurora		\$8.00	
Marquette	Hamilton Telecommunications			X	\$0.75	Hamilton/Aurora		\$2,723.28	
Marquette	McLeodUSA			X	\$0.75	Hamilton/Aurora		\$3.75	
Marquette	NT&T			X	\$0.50	Hamilton/Aurora		\$56.00	
Phillips	Hamilton Telecommunications			X	\$0.75	Hamilton/Aurora		\$3,804.59	
Stockham	Hamilton Telecommunications			X	\$0.75	Hamilton/Aurora		\$571.73	
Trumbull	Hamilton Telecommunications			X	\$0.75	Hamilton/Aurora		\$1,425.58	
									\$68,410.91

Alma NT&T X \$1.00 Harlan/Phelps/Holdrege \$413.00

Name of Exchange	Local Exchange Carrier	Level of Landline 911 Service			Monthly Surcharge Collected	Surcharge Remitted To	Interlocal Agreements	Total Annual Surcharge Remitted by Carrier	Total Surcharge Revenue Remitted
		Basic 911	ANI/ALI	E911					

						PD		
Atlanta	NT&T			X	\$1.00	Harlan/Phelps/Holdrege PD		\$159.00
Bertrand	NT&T			X	\$1.00	Harlan/Phelps/Holdrege PD		\$100.00
Holdrege	NT&T			X	\$1.00	Harlan/Phelps/Holdrege PD		\$8,280.00
Loomis	NT&T			X	\$1.00	Harlan/Phelps/Holdrege PD		\$36.00
Orleans	NT&T			X	\$1.00	Harlan/Phelps/Holdrege PD		\$77.00
Oxford	NT&T			X	\$1.00	Harlan/Phelps/Holdrege PD		\$952.00
Republican City	NT&T			X	\$1.00	Harlan/Phelps/Holdrege PD		\$12.00
Alma	Citizens Telecommunications Company of Nebraska			X	\$1.00	Harlan-Phelps/Holdrege PD		\$7,708.00
Alma	Pinpoint Communications, Inc.			X	\$1.00	Harlan-Phelps/Holdrege PD		\$460.00
Atlanta	Allo Communications			X	\$1.00	Harlan-Phelps/Holdrege PD		\$12.00
Atlanta	Pinpoint Communications, Inc.			X	\$1.00	Harlan-Phelps/Holdrege PD		\$161.00
Atlanta	Qwest			X	\$1.00	Harlan-Phelps/Holdrege PD		\$704.00
Bertrand	Pinpoint Communications, Inc.			X	\$1.00	Harlan-Phelps/Holdrege PD		\$67.00
Funk	Glenwood Telephone Membership Corporation			X	\$1.00	Harlan-Phelps/Holdrege PD		\$3,055.78
Holdrege	Allo Communications			X	\$1.00	Harlan-Phelps/Holdrege PD		\$1,734.32
Holdrege	AT&T-C of the Midwest, Inc.			X	\$1.00	Harlan-Phelps/Holdrege PD		\$134.00
Holdrege	Birch Telecom			X	\$1.00	Harlan-Phelps/Holdrege PD		\$24.00
Holdrege	BullsEye			X	\$1.00	Harlan-Phelps/Holdrege		\$0.00

Name of Exchange	Local Exchange Carrier	Level of Landline 911 Service			Monthly Surcharge Collected	Surcharge Remitted To	Interlocal Agreements	Total Annual Surcharge Remitted by Carrier	Total Surcharge Revenue Remitted
		Basic 911	ANI/ALI	E911					
						PD			
Holdrege	Comtel Telecom Assets LP			X	\$1.00	Harlan-Phelps/Holdrege PD	\$9.90		
Holdrege	Ionex Communications North, Inc.			X	\$1.00	Harlan-Phelps/Holdrege PD	\$24.00		
Holdrege	Pinpoint Communications, Inc.			X	\$1.00	Harlan-Phelps/Holdrege PD	\$815.00		
Holdrege	Qwest			X	\$1.00	Harlan-Phelps/Holdrege PD	\$29,132.31		
Huntley	Great Plains Communications			X	\$1.00	Harlan-Phelps/Holdrege PD	\$761.00		
Loomis	ATC Communications			X	\$1.00	Harlan-Phelps/Holdrege PD	\$3,009.30		
Loomis	ATC Communications			X	\$1.00	Harlan-Phelps/Holdrege PD	\$3,009.30		
Orleans	Citizens Telecommunications Company of Nebraska			X	\$1.00	Harlan-Phelps/Holdrege PD	\$3,352.00		
Republican City	Citizens Telecommunications Company of Nebraska			X	\$1.00	Harlan-Phelps/Holdrege PD	\$2,566.00		
Stamford	Citizens Telecommunications Company of Nebraska			X	\$1.00	Harlan-Phelps/Holdrege PD	\$1,643.00		
Culbertson	Great Plains Communications	X			\$0.50	Hitchcock/Trenton	\$3,261.00	\$12,164.00	
Culbertson	NT&T	X			\$0.50	Hitchcock/Trenton	\$46.00		
Hayes Center	Great Plains Communications	X			\$0.50	Hitchcock/Trenton	\$1,810.50		
Palisade	Great Plains Communications	X			\$0.50	Hitchcock/Trenton	\$2,017.00		
Stratton	Great Plains Communications	X			\$0.50	Hitchcock/Trenton	\$1,955.00		
Trenton	Great Plains Communications	X			\$0.50	Hitchcock/Trenton	\$3,074.50		
Atkinson	AT&T-C of the Midwest, Inc.			X	\$1.00	Holt-Boyd/O'Neill	\$62.00	\$81,952.58	
Atkinson	Comtel Telecom Assets LP			X	\$1.00	Holt-Boyd/O'Neill	\$126.72		
Atkinson	McLeodUSA			X	\$1.00	Holt-Boyd/O'Neill	\$87.00		
Atkinson	NT&T			X	\$1.00	Holt-Boyd/O'Neill	\$5,412.00		
Atkinson	Qwest			X	\$1.00	Holt-Boyd/O'Neill	\$9,452.60		
Bristow	Northeast Nebraska Telephone Company			X	\$1.00	Holt-Boyd/O'Neill	\$1,027.13		
Butte	AT&T-C of the Midwest, Inc.			X	\$1.00	Holt-Boyd/O'Neill	\$15.00		
Butte	Northeast Nebraska Telephone Company			X	\$1.00	Holt-Boyd/O'Neill	\$4,046.57		
Chambers	K & M			X	\$1.00	Holt-Boyd/O'Neill	\$139.23		
Clearwater	Northeast Nebraska Telephone Company			X	\$1.00	Holt-Boyd/O'Neill	\$43.54		
Emmet	McLeodUSA			X	\$1.00	Holt-Boyd/O'Neill	\$36.00		
Ewing	Great Plains Communications			X	\$1.00	Holt-Boyd/O'Neill	\$4,175.00		

Name of Exchange	Local Exchange Carrier	Level of Landline 911 Service			Monthly Surcharge Collected	Surcharge Remitted To	Interlocal Agreements	Total Annual Surcharge Remitted by Carrier	Total Surcharge Revenue Remitted
		Basic 911	ANI/ALI	E911					
Inman	K & M			X	\$1.00	Holt-Boyd/O'Neill	\$1,974.46		
Inman	NT&T			X	\$1.00	Holt-Boyd/O'Neill	\$18.00		
Lynch	Three River Telco			X	\$1.00	Holt-Boyd/O'Neill	\$4,281.00		
Naper	Three River Telco			X	\$1.00	Holt-Boyd/O'Neill	\$2,045.00		
O'Neill	AT&T-C of the Midwest, Inc.			X	\$1.00	Holt-Boyd/O'Neill	\$7.00		
O'Neill	Birch Telecom			X	\$1.00	Holt-Boyd/O'Neill	\$12.00		
O'Neill	Ionex Communications North, Inc.			X	\$1.00	Holt-Boyd/O'Neill	\$12.00		
O'Neill	McLeodUSA			X	\$1.00	Holt-Boyd/O'Neill	\$423.00		
O'Neill	NT&T			X	\$1.00	Holt-Boyd/O'Neill	\$8,464.00		
O'Neill	Orbitcom			X	\$1.00	Holt-Boyd/O'Neill	\$331.00		
O'Neill	Qwest			X	\$1.00	Holt-Boyd/O'Neill	\$24,557.94		
Page	Great Plains Communications			X	\$1.00	Holt-Boyd/O'Neill	\$2,506.00		
Spencer	Northeast Nebraska Telephone Company			X	\$1.00	Holt-Boyd/O'Neill	\$5,275.77		
Spencer	NT&T			X	\$1.00	Holt-Boyd/O'Neill	\$137.00		
Stuart	McLeodUSA			X	\$1.00	Holt-Boyd/O'Neill	\$24.00		
Stuart	Northeast Nebraska Telephone Company			X	\$1.00	Holt-Boyd/O'Neill	\$7,031.62		
Stuart	NT&T			X	\$1.00	Holt-Boyd/O'Neill	\$230.00		
Boelus	McLeodUSA			X	\$1.00	Howard/St. Paul	\$13.00	\$31,055.82	
Boelus	Nebraska Central Telephone Company			X	\$1.00	Howard/St. Paul	\$2,127.57		
Boelus	NT&T			X	\$1.00	Howard/St. Paul	\$11.00		
Cotesfield	Great Plains Communications			X	\$1.00	Howard/St. Paul	\$881.00		
Dannebrog	Nebraska Central Telephone Company			X	\$1.00	Howard/St. Paul	\$4,127.76		
Dannebrog	NT&T			X	\$1.00	Howard/St. Paul	\$45.00		
Elba	Nebraska Central Telephone Company			X	\$1.00	Howard/St. Paul	\$1,669.62		
Elba	NT&T			X	\$1.00	Howard/St. Paul	\$22.00		
Farwell	Allo Communications			X	\$1.00	Howard/St. Paul	\$12.00		
Farwell	McLeodUSA			X	\$1.00	Howard/St. Paul	\$21.00		
Farwell	NT&T			X	\$1.00	Howard/St. Paul	\$699.00		
Farwell	Qwest			X	\$1.00	Howard/St. Paul	\$889.16		
St Libory	Qwest			X	\$1.00	Howard/St. Paul	\$2,399.64		
St Paul	Qwest			X	\$1.00	Howard/St. Paul	\$11,462.59		
St. Libory	Allo Communications			X	\$1.00	Howard/St. Paul	\$74.33		
St. Libory	Comtel Telcom Assets LP			X	\$1.00	Howard/St. Paul	\$13.86		
St. Libory	McLeodUSA			X	\$1.00	Howard/St. Paul	\$162.00		
St. Libory	NT&T			X	\$1.00	Howard/St. Paul	\$1,901.00		

Name of Exchange	Local Exchange Carrier	Level of Landline 911 Service			Monthly Surcharge Collected	Surcharge Remitted To	Interlocal Agreements	Total Annual Surcharge Remitted by Carrier	Total Surcharge Revenue Remitted
		Basic 911	ANI/ALI	E911					

St. Paul	Allo Communications			X	\$1.00	Howard/St. Paul		\$243.29	
St. Paul	AT&T-C of the Midwest, Inc.			X	\$0.50	Howard/St. Paul		\$98.00	
St. Paul	McLeodUSA			X	\$1.00	Howard/St. Paul		\$368.00	
St. Paul	NT&T			X	\$1.00	Howard/St. Paul		\$3,815.00	
Chester, Hubbell, Reynolds, So. Chester	Great Plains Communications			X	\$1.00	Jefferson/Fairbury		\$941.00	\$45,615.00
Daykin	NT&T			X	\$1.00	Jefferson/Fairbury		\$265.00	
Daykin	Windstream			X	\$1.00	Jefferson/Fairbury		\$1,933.00	
Diller	Diller Telephone Company			X	\$1.00	Jefferson/Fairbury		\$4,063.00	
Fairbury	Guaranteed Phone Service			X	\$1.00	Jefferson/Fairbury		\$14.46	
Fairbury	NT&T			X	\$1.00	Jefferson/Fairbury		\$3,411.00	
Fairbury	Windstream			X	\$1.00	Jefferson/Fairbury		\$27,214.19	
Fairbury	Windstream/NT&T			X	\$1.00	Jefferson/Fairbury		\$335.35	
Harbione	Diller Telephone Company			X	\$1.00	Jefferson/Fairbury		\$637.00	
Jansen	NT&T			X	\$1.00	Jefferson/Fairbury		\$182.00	
Jansen	Windstream			X	\$1.00	Jefferson/Fairbury		\$1,276.00	
Plymouth	NT&T			X	\$1.00	Jefferson/Fairbury		\$485.00	
Plymouth	Windstream			X	\$1.00	Jefferson/Fairbury		\$3,980.33	
Plymouth	Windstream/NT&T			X	\$1.00	Jefferson/Fairbury		\$55.67	
Steele City	NT&T			X	\$1.00	Jefferson/Fairbury		\$228.00	
Steele City	Windstream			X	\$1.00	Jefferson/Fairbury		\$594.00	
Burchard	Windstream/NT&T			X	\$1.00	Johnson/Tecumseh		\$29.47	\$26,384.34
Burr	Windstream			X	\$1.00	Johnson/Tecumseh		\$978.00	
Cook	NT&T			X	\$1.00	Johnson/Tecumseh		\$319.50	
Cook	Windstream			X	\$1.00	Johnson/Tecumseh		\$2,947.00	
Crab Orchard	NT&T			X	\$1.00	Johnson/Tecumseh		\$125.00	
Crab Orchard	Windstream			X	\$1.00	Johnson/Tecumseh		\$594.00	
Elk Creek	NT&T			X	\$1.00	Johnson/Tecumseh		\$177.00	
Elk Creek	Windstream			X	\$1.00	Johnson/Tecumseh		\$945.00	
Humboldt	NT&T			X	\$1.00	Johnson/Tecumseh		\$787.00	
Sterling	NT&T			X	\$1.00	Johnson/Tecumseh		\$431.00	
Sterling	Windstream			X	\$1.00	Johnson/Tecumseh		\$4,540.00	
Tecumseh	Guaranteed Phone Service			X	\$1.00	Johnson/Tecumseh		-\$0.23	
Tecumseh	NT&T			X	\$1.00	Johnson/Tecumseh		\$1,314.50	

Name of Exchange	Local Exchange Carrier	Level of Landline 911 Service			Monthly Surcharge Collected	Surcharge Remitted To	Interlocal Agreements	Total Annual Surcharge Remitted by Carrier	Total Surcharge Revenue Remitted
		Basic 911	ANI/ALI	E911					
Tecumseh	Windstream			X	\$1.00	Johnson/Tecumseh	\$13,181.96		
Tecumseh	Windstream/NT&T			X	\$1.00	Johnson/Tecumseh	\$15.14		
Axtel	Allo Communications			X	\$1.00	Kearney/Minden	\$36.00	\$29,724.79	
Axtell	AT&T-C of the Midwest, Inc.			X	\$1.00	Kearney/Minden	\$12.00		
Axtell	McLeodUSA			X	\$1.00	Kearney/Minden	\$109.00		
Axtell	NT&T			X	\$1.00	Kearney/Minden	\$1,338.00		
Axtell	Qwest			X	\$1.00	Kearney/Minden	\$3,435.18		
Heartwell	Citizens Telecommunications Company of Nebraska			X	\$1.00	Kearney/Minden	\$744.45		
Heartwell	Pinpoint Communications, Inc.			X	\$1.00	Kearney/Minden	\$10.77		
Minden	Allo Communications			X	\$1.00	Kearney/Minden	\$718.40		
Minden	AT&T-C of the Midwest, Inc.			X	\$1.00	Kearney/Minden	\$56.00		
Minden	Birch Telecom			X	\$1.00	Kearney/Minden	\$48.00		
Minden	Comtel Telecom Assets LP			X	\$1.00	Kearney/Minden	\$26.73		
Minden	Ionex Communications North, Inc.			X	\$1.00	Kearney/Minden	\$48.00		
Minden	McLeodUSA			X	\$1.00	Kearney/Minden	\$209.00		
Minden	NT&T			X	\$1.00	Kearney/Minden	\$5,604.00		
Minden	Pinpoint Communications, Inc.			X	\$1.00	Kearney/Minden	\$304.10		
Minden	Qwest			X	\$1.00	Kearney/Minden	\$13,115.16		
Ragan	Great Plains Communications			X	\$1.00	Kearney/Minden	\$751.00		
Wilcox	Great Plains Communications			X	\$1.00	Kearney/Minden	\$3,159.00		
Ogalala	Qwest			X	\$1.00	Keith-Arthur, Deuel, Grant, Hooker, McPherson & Logan	\$29,098.28	\$86,738.09	
Ogallala	Orbitcom			X	\$1.00	Keith-Arthur, Deuel, Grant, Hooker, McPherson & Logan	\$612.00		
Arthur	Consolidated Telephone Company			X	\$0.60	Keith-Arthur, Deuel, Grant, Hooker, McPherson & Logan/Ogallala	\$1,609.32		
Ashby	Consolidated Telephone Company			X	\$1.00	Keith-Arthur, Deuel, Grant, Hooker, McPherson & Logan/Ogallala	\$930.54		
Big Springs	Allo Communications			X	\$1.00	Keith-Arthur, Deuel, Grant, Hooker, McPherson & Logan/Ogallala	\$257.13		

Name of Exchange	Local Exchange Carrier	Level of Landline 911 Service			Monthly Surcharge Collected	Surcharge Remitted To	Interlocal Agreements	Total Annual Surcharge Remitted by Carrier	Total Surcharge Revenue Remitted
		Basic 911	ANI/ALI	E911					

Big Springs	Comtel Telecom Assets LP			X	\$0.50	Keith-Arthur, Deuel, Grant, Hooker, McPherson & Logan/Ogallala		\$3.43
Big Springs	NT&T			X	\$1.00	Keith-Arthur, Deuel, Grant, Hooker, McPherson & Logan/Ogallala		\$1,033.00
Bingham	Consolidated Telephone Company			X	\$1.00	Keith-Arthur, Deuel, Grant, Hooker, McPherson & Logan/Ogallala		\$519.46
Blue Springs	AT&T-C of the Midwest, Inc.			X	\$1.00	Keith-Arthur, Deuel, Grant, Hooker, McPherson & Logan/Ogallala		\$72.00
Brule	Applied Communications, Inc.			X	\$1.00	Keith-Arthur, Deuel, Grant, Hooker, McPherson & Logan/Ogallala		\$40.17
Brule	ATC Communications			X	\$1.00	Keith-Arthur, Deuel, Grant, Hooker, McPherson & Logan/Ogallala		\$3,735.55
Brule	ATC Communications			X	\$1.00	Keith-Arthur, Deuel, Grant, Hooker, McPherson & Logan/Ogallala		\$3,735.55
Hyannis	Consolidated Telephone Company			X	\$1.00	Keith-Arthur, Deuel, Grant, Hooker, McPherson & Logan/Ogallala		\$4,295.29
Keystone	Keystone-Arthur			X	\$1.00	Keith-Arthur, Deuel, Grant, Hooker, McPherson & Logan/Ogallala		\$2,706.00
Lemoyne	Keystone-Arthur			X	\$1.00	Keith-Arthur, Deuel, Grant, Hooker, McPherson & Logan/Ogallala		\$3,990.00
Mullen	Consolidated Telephone Company			X	\$1.00	Keith-Arthur, Deuel, Grant, Hooker, McPherson & Logan/Ogallala		\$6,654.62

Name of Exchange	Local Exchange Carrier	Level of Landline 911 Service			Monthly Surcharge Collected	Surcharge Remitted To	Interlocal Agreements	Total Annual Surcharge Remitted by Carrier	Total Surcharge Revenue Remitted
		Basic 911	ANI/ALI	E911					

Ogallala	Allo Communications			X	\$1.00	Keith-Arthur, Deuel, Grant, Hooker, McPherson & Logan/Ogallala		\$4,868.95	
Ogallala	AT&T-C of the Midwest, Inc.			X	\$1.00	Keith-Arthur, Deuel, Grant, Hooker, McPherson & Logan/Ogallala		\$126.00	
Ogallala	Birch Telecom			X	\$1.00	Keith-Arthur, Deuel, Grant, Hooker, McPherson & Logan/Ogallala		\$180.00	
Ogallala	Ionex Communications North, Inc.			X	\$1.00	Keith-Arthur, Deuel, Grant, Hooker, McPherson & Logan/Ogallala		\$180.00	
Ogallala	McLeodUSA			X	\$1.00	Keith-Arthur, Deuel, Grant, Hooker, McPherson & Logan/Ogallala		\$295.00	
Ogallala	NT&T			X	\$1.00	Keith-Arthur, Deuel, Grant, Hooker, McPherson & Logan/Ogallala		\$6,352.00	
Ogallala	Pinpoint Communications, Inc.			X	\$1.00	Keith-Arthur, Deuel, Grant, Hooker, McPherson & Logan/Ogallala		\$13.00	
Paxton	Consolidated Telco, Inc.			X	\$1.00	Keith-Arthur, Deuel, Grant, Hooker, McPherson & Logan/Ogallala		\$6,045.03	
Paxton	NT&T			X	\$1.00	Keith-Arthur, Deuel, Grant, Hooker, McPherson & Logan/Ogallala		\$103.00	
South Big Springs	Comtel Telcom Assets LP			X	\$0.50	Keith-Arthur, Deuel, Grant, Hooker, McPherson & Logan/Ogallala		\$13.86	
Stapleton	Great Plains Communications			X	\$1.00	Keith-Arthur, Deuel, Grant, Hooker, McPherson & Logan/Ogallala		\$4,530.00	

Name of Exchange	Local Exchange Carrier	Level of Landline 911 Service			Monthly Surcharge Collected	Surcharge Remitted To	Interlocal Agreements	Total Annual Surcharge Remitted by Carrier	Total Surcharge Revenue Remitted
		Basic 911	ANI/ALI	E911					
Tryon	Great Plains Communications			X	\$1.00	Keith-Arthur, Deuel, Grant, Hooker, McPherson & Logan/Ogallala	\$3,286.00		
Whitman	Consolidated Telephone Company			X	\$1.00	Keith-Arthur, Deuel, Grant, Hooker, McPherson & Logan/Ogallala	\$1,452.91		
Bushnell	Dalton Telephone Co.			X	\$1.00	Kimball/Kimball	\$1,080.00	\$2,052.00	
Dix	Dalton Telephone Co.			X	\$1.00	Kimball/Kimball	\$972.00		
Bloomfield (Knox)	Great Plains Communications			X	\$1.00	Knox/Center	\$14,265.00	\$60,318.00	
Center	Great Plains Communications			X	\$1.00	Knox/Center	\$1,766.00		
Creighton	Great Plains Communications			X	\$1.00	Knox/Center	\$11,691.00		
Crofton (Knox)	Great Plains Communications			X	\$1.00	Knox/Center	\$8,926.00		
Niobrara	Great Plains Communications			X	\$1.00	Knox/Center	\$7,083.00		
Verdel	Three River Telco			X	\$1.00	Knox/Center	\$1,643.00		
Verdigre	Great Plains Communications			X	\$1.00	Knox/Center	\$6,021.00		
Walnut	Great Plains Communications			X	\$1.00	Knox/Center	\$710.00		
Wausa (Knox)	Great Plains Communications			X	\$1.00	Knox/Center	\$6,752.00		
Winnetoan	Great Plains Communications			X	\$1.00	Knox/Center	\$1,461.00		
Bennet	Guaranteed Phone Service			X	\$1.00	Lancaster/Lincoln	\$12.00	\$1,355,265.60	
Bennet	NT&T			X	\$1.00	Lancaster/Lincoln	\$794.00		
Bennet	Windstream			X	\$1.00	Lancaster/Lincoln	\$7,660.46		
Bennet	Windstream/NT&T			X	\$1.00	Lancaster/Lincoln	\$4.54		
Cortland	Windstream			X	\$1.00	Lancaster/Lincoln	\$279.00		
Cortland	Windstream/NT&T			X	\$1.00	Lancaster/Lincoln	\$27.80		
Davey	NT&T			X	\$1.00	Lancaster/Lincoln	\$165.00		
Davey	Windstream			X	\$1.00	Lancaster/Lincoln	\$4,563.00		
Denton	NT&T			X	\$1.00	Lancaster/Lincoln	\$446.00		
Denton	Windstream			X	\$1.00	Lancaster/Lincoln	\$5,600.93		
Denton	Windstream/NT&T			X	\$1.00	Lancaster/Lincoln	\$22.07		
Eagle	Fast Phones			X	\$1.00	Lancaster/Lincoln	\$8.56		
Eagle	Windstream			X	\$1.00	Lancaster/Lincoln	\$8,050.18		
Eagle	Windstream/NT&T			X	\$1.00	Lancaster/Lincoln	\$20.86		
Emerald	NT&T			X	\$1.00	Lancaster/Lincoln	\$18.00		
Firth	NT&T			X	\$1.00	Lancaster/Lincoln	\$778.00		

Name of Exchange	Local Exchange Carrier	Level of Landline 911 Service			Monthly Surcharge Collected	Surcharge Remitted To	Interlocal Agreements	Total Annual Surcharge Remitted by Carrier	Total Surcharge Revenue Remitted
		Basic 911	ANI/ALI	E911					

Firth	Windstream			X	\$1.00	Lancaster/Lincoln		\$6,244.83
Firth	Windstream/NT&T			X	\$1.00	Lancaster/Lincoln		\$9.17
Greenwood	Guaranteed Phone Service			X	\$1.00	Lancaster/Lincoln		\$6.67
Greenwood	Windstream			X	\$1.00	Lancaster/Lincoln		\$347.00
Hallam	NT&T			X	\$1.00	Lancaster/Lincoln		\$171.00
Hallam	Windstream			X	\$1.00	Lancaster/Lincoln		\$1,912.40
Hallam	Windstream/NT&T			X	\$1.00	Lancaster/Lincoln		\$7.60
Hickman	NT&T			X	\$1.00	Lancaster/Lincoln		\$629.00
Hickman	Windstream			X	\$1.00	Lancaster/Lincoln		\$10,159.00
Lincoln	Comtel Telcom Assets LP			X	\$1.00	Lancaster/Lincoln		\$385.11
Lincoln	Fast Phones			X	\$1.00	Lancaster/Lincoln		\$184.66
Lincoln	Guaranteed Phone Service			X	\$1.00	Lancaster/Lincoln		\$99.37
Lincoln	Level 3 Communications, LLC			X	\$1.00	Lancaster/Lincoln		\$79.50
Lincoln	NT&T			X	\$1.00	Lancaster/Lincoln		\$33,435.00
Lincoln	Time Warner Cable Information Services LLC			X	\$1.00	Lancaster/Lincoln		\$116,656.00
Lincoln	Windstream			X	\$1.00	Lancaster/Lincoln		\$1,091,389.05
Lincoln	Windstream			X	\$1.00	Lancaster/Lincoln		\$9,012.92
Lincoln	Windstream/NT&T			X	\$1.00	Lancaster/Lincoln		\$9,012.92
Malcolm	Fast Phones			X	\$1.00	Lancaster/Lincoln		\$7.17
Malcolm	NT&T			X	\$1.00	Lancaster/Lincoln		\$261.00
Malcolm	Windstream			X	\$1.00	Lancaster/Lincoln		\$6,454.53
Malcolm	Windstream/NT&T			X	\$1.00	Lancaster/Lincoln		\$2.30
Martell	NT&T			X	\$1.00	Lancaster/Lincoln		\$327.00
Martell	Windstream			X	\$1.00	Lancaster/Lincoln		\$3,945.00
Panama	NT&T			X	\$1.00	Lancaster/Lincoln		\$201.00
Panama	Windstream			X	\$1.00	Lancaster/Lincoln		\$2,896.00
Pleasant Dale	NT&T			X	\$1.00	Lancaster/Lincoln		\$382.00
Pleasant Dale	Windstream			X	\$1.00	Lancaster/Lincoln		\$2,971.60
Pleasant Dale	Windstream/NT&T			X	\$1.00	Lancaster/Lincoln		\$28.40
Raymond	Fast Phones			X	\$1.00	Lancaster/Lincoln		\$1.60
Raymond	NT&T			X	\$1.00	Lancaster/Lincoln		\$532.00
Raymond	Windstream			X	\$1.00	Lancaster/Lincoln		\$5,337.13
Raymond	Windstream/NT&T			X	\$1.00	Lancaster/Lincoln		\$14.27
Valparaiso	Fast Phones			X	\$1.00	Lancaster/Lincoln		\$15.53
Valparaiso	NT&T			X	\$1.00	Lancaster/Lincoln		\$631.00

Name of Exchange	Local Exchange Carrier	Level of Landline 911 Service			Monthly Surcharge Collected	Surcharge Remitted To	Interlocal Agreements	Total Annual Surcharge Remitted by Carrier	Total Surcharge Revenue Remitted
		Basic 911	ANI/ALI	E911					
Valparaiso	Windstream			X	\$1.00	Lancaster/Lincoln	\$6,106.47	\$158,697.24	
Waverly	NT&T			X	\$1.00	Lancaster/Lincoln	\$1,379.00		
Waverly	Windstream			X	\$1.00	Lancaster/Lincoln	\$15,224.85		
Waverly	Windstream/NT&T			X	\$1.00	Lancaster/Lincoln	\$356.15		
North Platte	NT&T			X	\$1.00	Lincoln/North Platte	\$18,896.00		
Stapleton	NT&T			X	\$1.00	Lincoln/North Platte	\$22.00		
Hershey	Hershey Cooperative			X	\$1.00	Lincoln/North Platte PD	\$8,470.64		
Maxwell	Consolidated Telecom, Inc.			X	\$1.00	Lincoln/North Platte PD	\$3,722.13		
North Platte	1-800 Reconex			X	\$1.00	Lincoln/North Platte PD	\$1,365.00		
North Platte	Allo Communications			X	\$1.00	Lincoln/North Platte PD	\$3,748.66		
North Platte	AT&T-C of the Midwest, Inc.			X	\$1.00	Lincoln/North Platte PD	\$1,466.00		
North Platte	Birch Telecom			X	\$1.00	Lincoln/North Platte PD	\$288.00		
North Platte	Budget Phone Inc			X	\$1.00	Lincoln/North Platte PD	\$11.00		
North Platte	BullsEye			X	\$1.00	Lincoln/North Platte PD	\$0.00		
North Platte	Ionex Communications North, Inc.			X	\$1.00	Lincoln/North Platte PD	\$288.00		
North Platte	McLeodUSA			X	\$1.00	Lincoln/North Platte PD	\$1,462.00		
North Platte	Orbitcom			X	\$1.00	Lincoln/North Platte PD	\$602.00		
North Platte	Pinpoint Communications, Inc.			X	\$1.00	Lincoln/North Platte PD	\$14.00		
North Platte	Qwest			X	\$1.00	Lincoln/North Platte PD	\$89,972.01		
North Platte	Trinsic Communications, Inc.			X	\$1.00	Lincoln/North Platte PD	\$2.00		
North Platte	Windstream CLEC			X	\$0.00	Lincoln/North Platte PD	\$96.00		
North Platte	Windstream CLEC			X	\$1.00	Lincoln/North Platte PD	\$15,070.00		
Sutherland	Great Plains Communications			X	\$1.00	Lincoln/North Platte PD	\$9,287.00		
Wallace	Consolidated Telco, Inc.			X	\$1.00	Lincoln/North Platte PD	\$3,914.80		
Battle Creek	Citizens Telecommunications Company of Nebraska			X	\$1.00	Madison/Madison	\$8,812.00	\$29,216.00	
Battle Creek	NT&T			X	\$1.00	Madison/Madison	\$74.00		
Madison	1-800 Reconex			X	\$1.00	Madison/Madison	\$30.00		
Madison	AT&T-C of the Midwest, Inc.			X	\$1.00	Madison/Madison	\$15.00		
Madison	Citizens Telecommunications Company of Nebraska			X	\$1.00	Madison/Madison	\$12,460.00		
Madison	McLeodUSA			X	\$1.00	Madison/Madison	\$48.00		
Madison	NT&T			X	\$1.00	Madison/Madison	\$501.00		
Meadow Grove	Eastern Nebraska Telephone Co.			X	\$1.00	Madison/Madison	\$3,533.00		
Norfolk	Orbitcom			X	\$1.00	Madison/Madison	\$3,660.00		

Name of Exchange	Local Exchange Carrier	Level of Landline 911 Service			Monthly Surcharge Collected	Surcharge Remitted To	Interlocal Agreements	Total Annual Surcharge Remitted by Carrier	Total Surcharge Revenue Remitted
		Basic 911	ANI/ALI	E911					
Norfolk	AT&T-C of the Midwest, Inc.			X	\$1.00	Madison/Madison	\$10.00	\$25,713.64	
Tilden	AT&T-C of the Midwest, Inc.			X	\$1.00	Madison/Madison	\$12.00		
Tilden	NT&T			X	\$1.00	Madison/Madison	\$61.00		
Archer	Great Plains Communications			X	\$0.50	Merrick/Central City	\$529.50		
Archer	McLeodUSA			X	\$0.50	Merrick/Central City	\$6.00		
Archer	NT&T			X	\$0.50	Merrick/Central City	\$27.50		
Central City	Allo Communications			X	\$1.00	Merrick/Central City	\$111.83		
Central City	AT&T-C of the Midwest, Inc.			X	\$0.50	Merrick/Central City	\$15.00		
Central City	Birch Telecom			X	\$0.50	Merrick/Central City	\$30.00		
Central City	Comtel Telcom Assets LP			X	\$0.50	Merrick/Central City	\$6.93		
Central City	Ionex Communications North, Inc.			X	\$0.50	Merrick/Central City	\$30.00		
Central City	McLeodUSA			X	\$0.50	Merrick/Central City	\$234.00		
Central City	NT&T			X	\$0.50	Merrick/Central City	\$2,973.50		
Central City	Qwest			X	\$0.50	Merrick/Central City	\$11,695.99		
Chapman	Great Plains Communications			X	\$0.50	Merrick/Central City	\$1,987.00		
Chapman	McLeodUSA			X	\$0.50	Merrick/Central City	\$0.50		
Clarks	Clarks Telecom			X	\$0.50	Merrick/Central City	\$2,497.92		
Grand Island	Windstream CLEC			X	\$0.50	Merrick/Central City	\$71.50		
Palmer	Citizens Telecommunications Company of Nebraska			X	\$0.50	Merrick/Central City	\$2,479.50		
Palmer	NT&T			X	\$0.50	Merrick/Central City	\$76.50		
Silver Creek	Allo Communications			X	\$1.00	Merrick/Central City	\$36.00		
Silver Creek	McLeodUSA			X	\$0.50	Merrick/Central City	\$21.00		
Silver Creek	NT&T			X	\$0.50	Merrick/Central City	\$596.50		
Silver Creek	Qwest			X	\$0.50	Merrick/Central City	\$2,286.97		
Red Cloud	Great Plains Communications	X			\$1.00	Mid Rivers 911	\$12,550.00	\$38,244.35	
Blue Hill, Norman, Holstein, Roseland, Bladen, Lawrence, Upland, & Campbell	Glenwood Telephone Membership Corporation	X			\$1.00	Mid-Rivers 911	\$25,694.35		
Bayard	NT&T	X			\$1.00	Morill/Bridgeport	\$59.00	\$5,089.96	
Bridgeport	NT&T	X			\$1.00	Morill/Bridgeport	\$3,635.00		
Broadwater	NT&T	X			\$1.00	Morill/Bridgeport	\$12.00		
Angora	McLeodUSA	X			\$1.00	Morrill/Bridgeport	\$10.00		
Bridgeport	Allo Communications	X			\$1.00	Morrill/Bridgeport	\$677.01		

Name of Exchange	Local Exchange Carrier	Level of Landline 911 Service			Monthly Surcharge Collected	Surcharge Remitted To	Interlocal Agreements	Total Annual Surcharge Remitted by Carrier	Total Surcharge Revenue Remitted
		Basic 911	ANI/ALI	E911					
Bridgeport	Birch Telecom	X			\$1.00	Morrill/Bridgeport		\$45.00	
Bridgeport	Comtel Telecom Assets LP	X			\$1.00	Morrill/Bridgeport		\$24.75	
Bridgeport	Ionex Communications North, Inc.	X			\$1.00	Morrill/Bridgeport		\$45.00	
Bridgeport	McLeodUSA	X			\$1.00	Morrill/Bridgeport		\$36.00	
Bridgeport	Mobius Communications Company	X			\$1.00	Morrill/Bridgeport		\$5.20	
Bridgeport	Orbitcom	X			\$1.00	Morrill/Bridgeport		\$541.00	
Belgrade	Great Plains Communications			X	\$1.00	Nance/Fullerton		\$1,431.00	\$9,461.81
Fullerton	Allo Communications			X	\$1.00	Nance/Fullerton		\$125.87	
Fullerton	AT&T-C of the Midwest, Inc.			X	\$1.00	Nance/Fullerton		\$126.00	
Fullerton	Birch Telecom			X	\$0.50	Nance/Fullerton		\$9.00	
Fullerton	BullsEye			X	\$1.00	Nance/Fullerton		\$0.00	
Fullerton	Comtel Telecom Assets LP			X	\$0.50	Nance/Fullerton		\$4.44	
Fullerton	Ionex Communications North, Inc.			X	\$0.50	Nance/Fullerton		\$9.00	
Fullerton	NT&T			X	\$0.50	Nance/Fullerton		\$1,466.50	
Genoa	Citizens Telecommunications Company of Nebraska			X	\$1.00	Nance/Fullerton		\$6,290.00	
Auburn	Guaranteed Phone Service			X	\$0.50	Nemaha/Auburn		\$0.25	\$19,774.50
Auburn	NT&T			X	\$0.50	Nemaha/Auburn		\$973.50	
Auburn	Windstream			X	\$0.50	Nemaha/Auburn		\$12,209.74	
Auburn	Windstream/NT&T			X	\$0.50	Nemaha/Auburn		\$17.51	
Brock	NT&T			X	\$0.50	Nemaha/Auburn		\$92.00	
Brock	Windstream			X	\$0.50	Nemaha/Auburn		\$628.00	
Brownville	NT&T			X	\$0.50	Nemaha/Auburn		\$108.50	
Brownville	Windstream			X	\$0.50	Nemaha/Auburn		\$984.00	
Dubois	Windstream			X	\$0.50	Nemaha/Auburn		\$9.00	
Johnson	NT&T			X	\$0.50	Nemaha/Auburn		\$245.50	
Johnson	Windstream			X	\$0.50	Nemaha/Auburn		\$1,759.00	
Julian	NT&T			X	\$0.50	Nemaha/Auburn		\$18.50	
Julian	Windstream			X	\$0.50	Nemaha/Auburn		\$409.50	
Nemaha	NT&T			X	\$0.50	Nemaha/Auburn		\$96.50	
Nemaha	Windstream			X	\$0.50	Nemaha/Auburn		\$637.00	
Peru	NT&T			X	\$0.50	Nemaha/Auburn		\$97.00	
Peru	Windstream			X	\$0.50	Nemaha/Auburn		\$1,489.00	
Norfolk	Qwest			X	\$1.00	Norfolk PD/Norfolk		\$109,421.68	\$159,461.89
Norfolk	1-800 Reconex			X	\$1.00	Norfolk PD/Norfolk		\$2,635.00	

Name of Exchange	Local Exchange Carrier	Level of Landline 911 Service			Monthly Surcharge Collected	Surcharge Remitted To	Interlocal Agreements	Total Annual Surcharge Remitted by Carrier	Total Surcharge Revenue Remitted
		Basic 911	ANI/ALI	E911					
Norfolk	BullsEye			X	\$1.00	Norfolk PD/Norfolk	\$0.00		
Norfolk	Budget Phone Inc			X	\$1.00	Norfolk/Norfolk PD	\$3.00		
North Platte	Birch Telecom			X	\$1.00	Norfolk PD/Norfolk	\$577.00		
Pilger	AT&T-C of the Midwest, Inc.			X	\$1.00	Norfolk PD/Norfolk	\$24.00		
Pilger	Qwest			X	\$1.00	Norfolk PD/Norfolk	\$5,882.53		
Norfolk	Comtel Telecom Assets LP			X	\$1.00	Norfolk/Norfolk PD	\$332.00		
Norfolk	Comtel Telecom Assets LP			X	\$1.00	Norfolk/Norfolk PD	\$13.86		
Norfolk	McLeodUSA			X	\$1.00	Norfolk/Norfolk PD	\$2,192.00		
Norfolk	NT&T			X	\$1.00	Norfolk/Norfolk PD	\$23,058.00		
Pilger	McLeodUSA			X	\$1.00	Norfolk/Norfolk PD	\$124.00		
Pilger	NT&T			X	\$1.00	Norfolk/Norfolk PD	\$1,277.00		
Stanton	Stanton Telecom, Inc.			X	\$1.00	Norfolk/Norfolk PD	\$13,344.82		
Norfolk	Ionex Communications North, Inc.			X	\$1.00	Norolk/Norfolk PD	\$577.00		
Guide Rock	NT&T			X	\$0.50	Nuckolls/Nelson	\$213.50	\$23,777.00	
Hardy	Guaranteed Phone Service			X	\$1.00	Nuckolls/Nelson	\$10.83		
Hardy	NT&T			X	\$0.50	Nuckolls/Nelson	\$77.50		
Hardy	Windstream			X	\$1.00	Nuckolls/Nelson	\$1,463.17		
Nelson	NT&T			X	\$0.50	Nuckolls/Nelson	\$490.50		
Nelson	Windstream			X	\$1.00	Nuckolls/Nelson	\$4,756.00		
Ruskin	NT&T			X	\$0.50	Nuckolls/Nelson	\$88.00		
Ruskin	Windstream			X	\$1.00	Nuckolls/Nelson	\$1,271.00		
Superior	Guaranteed Phone Service			X	\$1.00	Nuckolls/Nelson	\$3.87		
Superior	NT&T			X	\$0.50	Nuckolls/Nelson	\$765.50		
Superior	Windstream			X	\$1.00	Nuckolls/Nelson	\$14,628.82		
Superior	Windstream/NT&T			X	\$1.00	Nuckolls/Nelson	\$8.31		
Osmond	Eastern Nebraska Telephone Co.			X	\$1.00	Osmond General Hospital	\$6,770.00	\$6,770.00	
Burr	NT&T			X	\$1.00	Otoe/Nebraska City	\$124.00	\$78,932.27	
Cook	Windstream			X	\$1.00	Otoe/Nebraska City	\$60.00		
Douglas	NT&T			X	\$1.00	Otoe/Nebraska City	\$304.00		
Douglas	Windstream			X	\$1.00	Otoe/Nebraska City	\$2,018.00		
Dunbar	NT&T			X	\$1.00	Otoe/Nebraska City	\$213.00		
Dunbar	Windstream			X	\$1.00	Otoe/Nebraska City	\$2,652.00		
Nebr City	Guaranteed Phone Service			X	\$1.00	Otoe/Nebraska City	\$18.93		
Nebr City	Windstream/NT&T			X	\$1.00	Otoe/Nebraska City	\$80.51		

Name of Exchange	Local Exchange Carrier	Level of Landline 911 Service			Monthly Surcharge Collected	Surcharge Remitted To	Interlocal Agreements	Total Annual Surcharge Remitted by Carrier	Total Surcharge Revenue Remitted
		Basic 911	ANI/ALI	E911					
Nebraska City	AT&T-C of the Midwest, Inc.			X	\$1.00	Otoe/Nebraska City	\$3.00		
Nebraska City	NT&T			X	\$1.00	Otoe/Nebraska City	\$2,131.00		
Nebraska City	Windstream			X	\$1.00	Otoe/Nebraska City	\$44,012.56		
Otoe	NT&T			X	\$1.00	Otoe/Nebraska City	\$228.00		
Otoe	Windstream			X	\$1.00	Otoe/Nebraska City	\$1,139.00		
Palmyra	Fast Phones			X	\$1.00	Otoe/Nebraska City	\$9.20		
Palmyra	Guaranteed Phone Service			X	\$1.00	Otoe/Nebraska City	\$4.20		
Palmyra	NT&T			X	\$1.00	Otoe/Nebraska City	\$375.00		
Palmyra	Windstream			X	\$1.00	Otoe/Nebraska City	\$5,487.40		
Palmyra	Windstream/NT&T			X	\$1.00	Otoe/Nebraska City	\$6.60		
Syracuse	Guaranteed Phone Service			X	\$1.00	Otoe/Nebraska City	\$4.87		
Syracuse	NT&T			X	\$1.00	Otoe/Nebraska City	\$1,051.00		
Syracuse	Windstream			X	\$1.00	Otoe/Nebraska City	\$13,742.82		
Syracuse	Windstream/NT&T			X	\$1.00	Otoe/Nebraska City	\$122.18		
Talmage	NT&T			X	\$1.00	Otoe/Nebraska City	\$155.00		
Talmage	Windstream			X	\$1.00	Otoe/Nebraska City	\$1,957.63		
Talmage	Windstream/NT&T			X	\$1.00	Otoe/Nebraska City	\$13.37		
Unadilla	NT&T			X	\$1.00	Otoe/Nebraska City	\$319.00		
Unadilla	Windstream			X	\$1.00	Otoe/Nebraska City	\$2,700.00		
Burchard	NT&T			X	\$0.60	Pawnee/Pawnee City	\$151.80	\$14,046.56	
Burchard	Windstream			X	\$1.00	Pawnee/Pawnee City	\$1,618.53		
DuBois	NT&T			X	\$0.60	Pawnee/Pawnee City	\$114.00		
Dubois	Windstream			X	\$1.00	Pawnee/Pawnee City	\$1,238.00		
Pawnee City	AT&T-C of the Midwest, Inc.			X	\$1.00	Pawnee/Pawnee City	\$3.00		
Pawnee City	NT&T			X	\$0.60	Pawnee/Pawnee City	\$514.20		
Pawnee City	Windstream			X	\$1.00	Pawnee/Pawnee City	\$6,958.80		
Pawnee City	Windstream/NT&T			X	\$1.00	Pawnee/Pawnee City	-\$0.37		
Steinauer	NT&T			X	\$0.60	Pawnee/Pawnee City	\$76.80		
Steinauer	Windstream			X	\$1.00	Pawnee/Pawnee City	\$1,069.00		
Table Rock	NT&T			X	\$0.60	Pawnee/Pawnee City	\$232.80		
Table Rock	Windstream			X	\$1.00	Pawnee/Pawnee City	\$2,070.00		
Elsie	Elsie Communications, Inc.			X	\$1.00	Perkins/Grant	\$1,200.00	\$18,402.72	
Grant	AT&T-C of the Midwest, Inc.			X	\$1.00	Perkins/Grant	\$24.00		
Grant	Great Plains Communications			X	\$1.00	Perkins/Grant	\$12,499.00		
Madrid	Consolidated Telco, Inc.			X	\$1.00	Perkins/Grant	\$2,694.72		

Name of Exchange	Local Exchange Carrier	Level of Landline 911 Service			Monthly Surcharge Collected	Surcharge Remitted To	Interlocal Agreements	Total Annual Surcharge Remitted by Carrier	Total Surcharge Revenue Remitted
		Basic 911	ANI/ALI	E911					
Venango & West Venango, CO	Great Plains Communications			X	\$1.00	Perkins/Grant	\$1,985.00		
Pierce	Pierce Telephone Company	X			\$0.00	Pierce/Pierce	\$0.00	\$6,353.49	
Plainview	Plainview	X			\$0.50	Pierce/Pierce	\$6,353.49		
Columbus	AT&T-C of the Midwest, Inc.			X	\$1.00	Platte/Columbus PD	\$12.00	\$196,417.23	
Columbus	Citizens Telecommunications Company of Nebraska			X	\$1.00	Platte/Columbus PD	\$151,004.00		
Columbus	McLeodUSA			X	\$1.00	Platte/Columbus PD	\$12.00		
Columbus	NT&T			X	\$1.00	Platte/Columbus PD	\$6,950.00		
Columbus	Time Warner Information Services LLC			X	\$1.00	Platte/Columbus PD	\$3,931.00		
Creston	AT&T-C of the Midwest, Inc.			X	\$1.00	Platte/Columbus PD	\$35.00		
Creston	Comtel Telcom Assets LP			X	\$0.50	Platte/Columbus PD	\$5.93		
Creston	McLeodUSA			X	\$1.00	Platte/Columbus PD	\$24.00		
Creston	NT&T			X	\$1.00	Platte/Columbus PD	\$931.00		
Creston/Humphrey	Qwest/Citizens			X	\$1.00	Platte/Columbus PD	\$6,686.01		
Duncan	Citizens Telecommunications Company of Nebraska			X	\$1.00	Platte/Columbus PD	\$1,436.00		
Genoa	NT&T			X	\$1.00	Platte/Columbus PD	\$150.00		
Humphrey	AT&T-C of the Midwest, Inc.			X	\$1.00	Platte/Columbus PD	\$130.00		
Humphrey	Comtel Telcom Assets LP			X	\$0.50	Platte/Columbus PD	\$17.29		
Humphrey	McLeodUSA			X	\$1.00	Platte/Columbus PD	\$190.00		
Humphrey	NT&T			X	\$1.00	Platte/Columbus PD	\$3,224.00		
Humphrey Creston	Birch Telecom			X	\$1.00	Platte/Columbus PD	\$52.00		
Humphrey Creston	Ionex Communications North, Inc.			X	\$1.00	Platte/Columbus PD	\$52.00		
Leigh	NT&T			X	\$1.00	Platte/Columbus PD	\$79.00		
Lindsay	Citizens Telecommunications Company of Nebraska			X	\$1.00	Platte/Columbus PD	\$1,550.00		
Lindsay	NT&T			X	\$1.00	Platte/Columbus PD	\$262.00		
Monroe	Citizens Telecommunications Company of Nebraska			X	\$1.00	Platte/Columbus PD	\$2,663.00		
Monroe	NT&T			X	\$1.00	Platte/Columbus PD	\$16.00		
Newman Grove	Citizens Telecommunications Company of Nebraska			X	\$1.00	Platte/Columbus PD	\$11,129.00		
Newman Grove	NT&T			X	\$1.00	Platte/Columbus PD	\$44.00		
Platte Center	Citizens Telecommunications Company of Nebraska			X	\$1.00	Platte/Columbus PD	\$5,367.00		
Platte Center	NT&T			X	\$1.00	Platte/Columbus PD	\$219.00		

Name of Exchange	Local Exchange Carrier	Level of Landline 911 Service			Monthly Surcharge Collected	Surcharge Remitted To	Interlocal Agreements	Total Annual Surcharge Remitted by Carrier	Total Surcharge Revenue Remitted
		Basic 911	ANI/ALI	E911					
St. Edward	NT&T			X	\$1.00	Platte/Columbus PD	\$246.00		
Osceola	NT&T			X	\$0.50	Polk/Osceola	\$383.00	\$25,928.00	
Osceola	Windstream			X	\$1.00	Polk/Osceola	\$7,411.33		
Osceola	Windstream/NT&T			X	\$1.00	Polk/Osceola	\$46.67		
Polk	NT&T			X	\$0.50	Polk/Osceola	\$164.50		
Polk	Windstream			X	\$1.00	Polk/Osceola	\$3,367.00		
Polk	Windstream/NT&T			X	\$1.00	Polk/Osceola	\$12.00		
Shelby	Guaranteed Phone Service			X	\$1.00	Polk/Osceola	\$12.00		
Shelby	NT&T			X	\$0.50	Polk/Osceola	\$266.50		
Shelby	Windstream			X	\$1.00	Polk/Osceola	\$5,191.00		
Stromsburg	NT&T			X	\$0.50	Polk/Osceola	\$410.00		
Stromsburg	Windstream			X	\$1.00	Polk/Osceola	\$8,658.23		
Stromsburg	Windstream/NT&T			X	\$1.00	Polk/Osceola	\$5.77		
Bartley	Cambridge Telephone Co			X	\$1.00	Red Willow/McCook PD	\$2,766.00	\$88,784.09	
Danbury	Hartman Telephone Exchanges, Inc.			X	\$1.00	Red Willow/McCook PD	\$1,566.00		
Indianola (Red Willow)	Great Plains Communications			X	\$1.00	Red Willow/McCook PD	\$5,472.00		
Lebanon	Hartman Telephone Exchanges, Inc.			X	\$1.00	Red Willow/McCook PD	\$826.00		
McCook	Allo Communications			X	\$1.00	Red Willow/McCook PD	\$3,791.06		
McCook	AT&T-C of the Midwest, Inc.			X	\$1.00	Red Willow/McCook PD	\$238.00		
McCook	Birch Telecom			X	\$1.00	Red Willow/McCook PD	\$36.00		
McCook	Ionex Communications North, Inc.			X	\$1.00	Red Willow/McCook PD	\$11,820.21		
McCook	McLeodUSA			X	\$1.00	Red Willow/McCook PD	\$390.00		
McCook	NT&T			X	\$1.00	Red Willow/McCook PD	\$8,109.00		
McCook	Orbitcom			X	\$1.00	Red Willow/McCook PD	\$1,729.00		
McCook	Pinpoint Communications, Inc.			X	\$1.00	Red Willow/McCook PD	\$11,031.00		
McCook	Qwest			X	\$1.00	Red Willow/McCook PD	\$35,270.82		
Spalding	Great Plains Communications			X	\$1.00	Red Willow/McCook PD	\$5,739.00		
Ansley	Nebraska Central Telephone Company		X		\$1.00	Region 26 (Blaine, Greeley, Valley, Loup, Thomas, Sherman, Garfield and Wheeler)	\$5,420.66	\$126,482.00	

Name of Exchange	Local Exchange Carrier	Level of Landline 911 Service			Monthly Surcharge Collected	Surcharge Remitted To	Interlocal Agreements	Total Annual Surcharge Remitted by Carrier	Total Surcharge Revenue Remitted
		Basic 911	ANI/ALI	E911					

Arcadia	McLeodUSA		X		\$1.00	Region 26 (Blaine, Greeley, Valley, Loup, Thomas, Sherman, Garfield and Wheeler)		\$12.00
Arcadia	Nebraska Central Telephone Company		X		\$1.00	Region 26 (Blaine, Greeley, Valley, Loup, Thomas, Sherman, Garfield and Wheeler)		\$3,748.04
Arcadia	NT&T		X		\$1.00	Region 26 (Blaine, Greeley, Valley, Loup, Thomas, Sherman, Garfield and Wheeler)		\$72.00
Ashton	McLeodUSA		X		\$1.00	Region 26 (Blaine, Greeley, Valley, Loup, Thomas, Sherman, Garfield and Wheeler)		\$12.00
Ashton	Nebraska Central Telephone Company		X		\$1.00	Region 26 (Blaine, Greeley, Valley, Loup, Thomas, Sherman, Garfield and Wheeler)		\$2,093.48
Ashton	NT&T		X		\$1.00	Region 26 (Blaine, Greeley, Valley, Loup, Thomas, Sherman, Garfield and Wheeler)		\$24.00
Bartlett	Northeast Nebraska Telephone Company		X		\$1.00	Region 26 (Blaine, Greeley, Valley, Loup, Thomas, Sherman, Garfield and Wheeler)		\$11,820.21
Brester	Consolidated Telephone Company		X		\$1.00	Region 26 (Blaine, Greeley, Valley, Loup, Thomas, Sherman, Garfield and Wheeler)		\$1,322.66
Brownlee	Consolidated Telephone Company		X		\$1.00	Region 26 (Blaine, Greeley, Valley, Loup, Thomas, Sherman, Garfield and Wheeler)		\$1,019.51

Name of Exchange	Local Exchange Carrier	Level of Landline 911 Service			Monthly Surcharge Collected	Surcharge Remitted To	Interlocal Agreements	Total Annual Surcharge Remitted by Carrier	Total Surcharge Revenue Remitted
		Basic 911	ANI/ALI	E911					
Burwell	Nebraska Central Telephone Company		X		\$1.00	Region 26 (Blaine, Greeley, Valley, Loup, Thomas, Sherman, Garfield and Wheeler)	\$15,711.19		
Clearwater	Northeast Nebraska Telephone Company		X		\$1.00	Region 26 (Blaine, Greeley, Valley, Loup, Thomas, Sherman, Garfield and Wheeler)	\$954.29		
Dunning	Consolidated Telephone Company		X		\$1.00	Region 26 (Blaine, Greeley, Valley, Loup, Thomas, Sherman, Garfield and Wheeler)	\$1,824.25		
Ericson	Nebraska Central Telephone Company		X		\$1.00	Region 26 (Blaine, Greeley, Valley, Loup, Thomas, Sherman, Garfield and Wheeler)	\$1,813.61		
Greeley	Citizens Telecommunications Company of Nebraska		X		\$1.00	Region 26 (Blaine, Greeley, Valley, Loup, Thomas, Sherman, Garfield and Wheeler)	\$3,344.00		
Greeley	NT&T		X		\$1.00	Region 26 (Blaine, Greeley, Valley, Loup, Thomas, Sherman, Garfield and Wheeler)	\$122.00		
Halsey	Consolidated Telephone Company		X		\$1.00	Region 26 (Blaine, Greeley, Valley, Loup, Thomas, Sherman, Garfield and Wheeler)	\$1,090.15		
Litchfield	Nebraska Central Telephone Company		X		\$1.00	Region 26 (Blaine, Greeley, Valley, Loup, Thomas, Sherman, Garfield and Wheeler)	\$2,778.36		
Loup City	Allo Communications		X		\$1.00	Region 26 (Blaine, Greeley, Valley, Loup, Thomas, Sherman, Garfield and Wheeler)	\$73.23		

Name of Exchange	Local Exchange Carrier	Level of Landline 911 Service			Monthly Surcharge Collected	Surcharge Remitted To	Interlocal Agreements	Total Annual Surcharge Remitted by Carrier	Total Surcharge Revenue Remitted
		Basic 911	ANI/ALI	E911					
Loup City	Birch Telecom		X		\$1.00	Region 26 (Blaine, Greeley, Valley, Loup, Thomas, Sherman, Garfield and Wheeler)	\$12.00		
Loup City	Comtel Telecom Assets LP				\$1.00	Region 26 (Blaine, Greeley, Valley, Loup, Thomas, Sherman, Garfield and Wheeler)	\$13.86		
Loup City	Ionex Communications North, Inc.		X		\$1.00	Region 26 (Blaine, Greeley, Valley, Loup, Thomas, Sherman, Garfield and Wheeler)	\$12.00		
Loup City	MCI Metro Access		X		\$1.00	Region 26 (Blaine, Greeley, Valley, Loup, Thomas, Sherman, Garfield and Wheeler)	\$12.00		
Loup City	McLeodUSA		X		\$1.00	Region 26 (Blaine, Greeley, Valley, Loup, Thomas, Sherman, Garfield and Wheeler)	\$11,820.21		
Loup City	NT&T		X		\$1.00	Region 26 (Blaine, Greeley, Valley, Loup, Thomas, Sherman, Garfield and Wheeler)	\$3,316.00		
Loup City	Qwest		X		\$1.00	Region 26 (Blaine, Greeley, Valley, Loup, Thomas, Sherman, Garfield and Wheeler)	\$5,764.34		
North Loup	Nebraska Central Telephone Company		X		\$1.00	Region 26 (Blaine, Greeley, Valley, Loup, Thomas, Sherman, Garfield and Wheeler)	\$3,403.84		
Ord	Citizens Telecommunications Company of Nebraska		X		\$1.00	Region 26 (Blaine, Greeley, Valley, Loup, Thomas, Sherman, Garfield and Wheeler)	\$32,490.00		

Name of Exchange	Local Exchange Carrier	Level of Landline 911 Service			Monthly Surcharge Collected	Surcharge Remitted To	Interlocal Agreements	Total Annual Surcharge Remitted by Carrier	Total Surcharge Revenue Remitted
		Basic 911	ANI/ALI	E911					
Ord	NT&T		X		\$1.00	Region 26 (Blaine, Greeley, Valley, Loup, Thomas, Sherman, Garfield and Wheeler)	\$401.00		
Purdum	Consolidated Telephone Company		X		\$1.00	Region 26 (Blaine, Greeley, Valley, Loup, Thomas, Sherman, Garfield and Wheeler)	\$1,244.50		
Rockville	Nebraska Central Telephone Company		X		\$1.00	Region 26 (Blaine, Greeley, Valley, Loup, Thomas, Sherman, Garfield and Wheeler)	\$859.64		
Rockville	NT&T		X		\$1.00	Region 26 (Blaine, Greeley, Valley, Loup, Thomas, Sherman, Garfield and Wheeler)	\$48.00		
Scotia	Nebraska Central Telephone Company		X		\$1.00	Region 26 (Blaine, Greeley, Valley, Loup, Thomas, Sherman, Garfield and Wheeler)	\$3,200.91		
Seneca	Consolidated Telephone Company		X		\$1.00	Region 26 (Blaine, Greeley, Valley, Loup, Thomas, Sherman, Garfield and Wheeler)	\$702.81		
Taylor	Nebraska Central Telephone Company		X		\$1.00	Region 26 (Blaine, Greeley, Valley, Loup, Thomas, Sherman, Garfield and Wheeler)	\$3,094.09		
Thedford	Consolidated Telephone Company		X		\$1.00	Region 26 (Blaine, Greeley, Valley, Loup, Thomas, Sherman, Garfield and Wheeler)	\$3,872.16		
Wolbach	Great Plains Communications		X		\$1.00	Region 26 (Blaine, Greeley, Valley, Loup, Thomas, Sherman, Garfield and Wheeler)	\$2,959.00		

Name of Exchange	Local Exchange Carrier	Level of Landline 911 Service			Monthly Surcharge Collected	Surcharge Remitted To	Interlocal Agreements	Total Annual Surcharge Remitted by Carrier	Total Surcharge Revenue Remitted
		Basic 911	ANI/ALI	E911					
Aurora	NT&T	X			\$0.50	Richardson/Falls City	\$12.00	\$91,505.58	
Dawson	NT&T		X		\$1.00	Richardson/Falls City	\$358.00		
Falls City	Southeast Nebraska Telephone Company	X			\$1.00	Richardson/Falls City	\$38,743.12		
Falls City	Southeast Nebraska Telephone Company	X			\$1.00	Richardson/Falls City	\$38,743.12		
Tri City	Southeast Nebraska Telephone Company	X			\$1.00	Richardson/Falls City	\$6,824.67		
Tri City	Southeast Nebraska Telephone Company	X			\$1.00	Richardson/Falls City	\$6,824.67		
Bassett	Rock County Telephone Co		X		\$1.00	Rock/Bassett	\$8,808.00	\$10,908.00	
Newport	Rock County Telephone Co		X		\$1.00	Rock/Bassett	\$2,100.00		
Crete	Fast Phones			X	\$1.00	Saline/Crete PD	\$12.00	\$32,246.91	
Crete	Guaranteed Phone Service			X	\$1.00	Saline/Crete PD	\$3.37		
Crete	NT&T			X	\$1.00	Saline/Crete PD	\$1,890.00		
Crete	Time Warner Information Services LLC			X	\$1.00	Saline/Crete PD	\$965.00		
Crete	Windstream			X	\$1.00	Saline/Crete PD	\$29,316.54		
Lincoln	Windstream			X	\$1.00	Saline/Crete PD	\$60.00		
Lincoln	Windstream			X	\$1.00	Saline/Crete PD	\$0.00		
DeWitt	NT&T			X	\$0.75	Saline/Wilber	\$415.50		\$25,098.17
Dewitt	Windstream			X	\$0.75	Saline/Wilber	\$3,166.50		
Dewitt	Windstream/NT&T			X	\$0.75	Saline/Wilber	\$9.00		
Dorchester	NT&T			X	\$0.75	Saline/Wilber	\$318.00		
Dorchester	Windstream			X	\$0.75	Saline/Wilber	\$2,929.68		
Dorchester	Windstream/NT&T			X	\$0.75	Saline/Wilber	\$2.07		
Friend	AT&T-C of the Midwest, Inc.			X	\$0.75	Saline/Wilber	\$7.00		
Friend	NT&T			X	\$0.75	Saline/Wilber	\$636.75		
Friend	Windstream			X	\$0.75	Saline/Wilber	\$5,308.50		
Swanton	NT&T			X	\$0.75	Saline/Wilber	\$72.00		
Swanton	Windstream			X	\$0.75	Saline/Wilber	\$699.00		
Swanton	Windstream/NT&T			X	\$0.75	Saline/Wilber	\$9.00		
Tobias	NT&T			X	\$0.75	Saline/Wilber	\$183.75		
Tobias	Windstream			X	\$0.75	Saline/Wilber	\$908.53		
Tobias	Windstream/NT&T			X	\$0.75	Saline/Wilber	\$1.39		
Western	NT&T			X	\$0.75	Saline/Wilber	\$24.50		
Western	Windstream			X	\$0.75	Saline/Wilber	\$1,322.25		
Wilber	NT&T			X	\$0.75	Saline/Wilber	\$878.25		
Wilber	Windstream			X	\$0.75	Saline/Wilber	\$7,943.56		
Wilber	Windstream/NT&T			X	\$0.75	Saline/Wilber	\$262.94		

Name of Exchange	Local Exchange Carrier	Level of Landline 911 Service			Monthly Surcharge Collected	Surcharge Remitted To	Interlocal Agreements	Total Annual Surcharge Remitted by Carrier	Total Surcharge Revenue Remitted
		Basic 911	ANI/ALI	E911					
Bellevue	AT&T-C of the Midwest, Inc.			X	\$1.00	Sarpy/Papillion	\$1,378.00	\$695,166.47	
Bellevue	BullsEye			X	\$1.00	Sarpy/Papillion	\$0.00		
Bellevue	McLeodUSA			X	\$1.00	Sarpy/Papillion	\$3,522.00		
Bellevue	NT&T			X	\$1.00	Sarpy/Papillion	\$2,538.00		
Bellevue	Windstream CLEC			X	\$1.00	Sarpy/Papillion	\$14,283.00		
Bellvue	Qwest			X	\$1.00	Sarpy/Papillion	\$52,209.02		
Gretna	AT&T-C of the Midwest, Inc.			X	\$1.00	Sarpy/Papillion	\$177.00		
Gretna	Birch Telecom			X	\$1.00	Sarpy/Papillion	\$23.00		
Gretna	Ionex Communications North, Inc.			X	\$1.00	Sarpy/Papillion	\$23.00		
Gretna	MCI Metro Access			X	\$1.00	Sarpy/Papillion	\$1,334.00		
Gretna	McLeodUSA			X	\$1.00	Sarpy/Papillion	\$585.00		
Gretna	NT&T			X	\$1.00	Sarpy/Papillion	\$1,301.00		
Gretna	Qwest			X	\$1.00	Sarpy/Papillion	\$14,381.67		
La Platte	McLeodUSA			X	\$1.00	Sarpy/Papillion	\$24.00		
La Vista	McLeodUSA			X	\$1.00	Sarpy/Papillion	\$1,255.00		
LaVista	AT&T-C of the Midwest, Inc.			X	\$1.00	Sarpy/Papillion	\$317.00		
LaVista	NT&T			X	\$1.00	Sarpy/Papillion	\$1,285.00		
LaVista	TCG Omaha			X	\$1.00	Sarpy/Papillion	\$119.00		
LaVista/Papillion/Millard	Qwest			X	\$1.00	Sarpy/Papillion	\$165,691.88		
Offutt	AT&T-C of the Midwest, Inc.			X	\$1.00	Sarpy/Papillion	\$127.00		
Offutt	BullsEye			X	\$1.00	Sarpy/Papillion	\$36.00		
Offutt Bellevue LaVista Papillion Gretna	Cox Nebraska Telcom LLC			X	\$1.00	Sarpy/Papillion	\$408,220.00		
Omaha	Budget Phone Inc			X	\$1.00	Sarpy/Papillion	\$12.00		
Omaha	Level 3 Communications, LLC			X	\$1.00	Sarpy/Papillion	\$558.00		
Omaha	Trinsic Communications, Inc.			X	\$1.00	Sarpy/Papillion	\$104.00		
Omaha 84th Street	Birch Telecom			X	\$1.00	Sarpy/Papillion	\$36.00		
Omaha 84th Street	Ionex Communications North, Inc.			X	\$1.00	Sarpy/Papillion	\$36.00		
Omaha Bellevue	Birch Telecom			X	\$1.00	Sarpy/Papillion	\$123.00		
Omaha Bellevue	Ionex Communications North, Inc.			X	\$1.00	Sarpy/Papillion	\$123.00		
Papillion	1-800 Reconex			X	\$1.00	Sarpy/Papillion	\$19.00		
Papillion	AT&T-C of the Midwest, Inc.			X	\$1.00	Sarpy/Papillion	\$11,820.21		
Papillion	BullsEye			X	\$1.00	Sarpy/Papillion	\$0.00		

Name of Exchange	Local Exchange Carrier	Level of Landline 911 Service			Monthly Surcharge Collected	Surcharge Remitted To	Interlocal Agreements	Total Annual Surcharge Remitted by Carrier	Total Surcharge Revenue Remitted
		Basic 911	ANI/ALI	E911					
Papillion	McLeodUSA			X	\$1.00	Sarpy/Papillion	\$1,853.00		
Papillion	NT&T			X	\$1.00	Sarpy/Papillion	\$1,210.00		
Papillion	TCG Omaha			X	\$1.00	Sarpy/Papillion	\$483.00		
Springfield	AT&T-C of the Midwest, Inc.			X	\$1.00	Sarpy/Papillion	\$177.00		
Springfield	McLeodUSA			X	\$1.00	Sarpy/Papillion	\$282.00		
Springfield	NT&T			X	\$1.00	Sarpy/Papillion	\$1,495.00		
Springfield	Qwest			X	\$1.00	Sarpy/Papillion	\$8,005.69		
Ashland	NT&T			X	\$1.00	Saunders/Wahoo	\$1,524.00	\$87,368.64	
Cedar Bluffs	Windstream			X	\$1.00	Saunders/Wahoo	\$5,002.33		
Cedar Bluffs	Windstream/NT&T			X	\$1.00	Saunders/Wahoo	\$7.67		
Ceresco	Fast Phones			X	\$1.00	Saunders/Wahoo	\$11.74		
Ceresco	NT&T			X	\$1.00	Saunders/Wahoo	\$818.00		
Ceresco	Windstream			X	\$1.00	Saunders/Wahoo	\$5,393.68		
Ceresco	Windstream/NT&T			X	\$1.00	Saunders/Wahoo	\$131.58		
Colon	NT&T			X	\$1.00	Saunders/Wahoo	\$181.00		
Colon	Windstream			X	\$1.00	Saunders/Wahoo	\$1,312.00		
Ithaca	NT&T			X	\$1.00	Saunders/Wahoo	\$181.00		
Ithaca	Windstream			X	\$1.00	Saunders/Wahoo	\$11,820.21		
Leshara	AT&T-C of the Midwest, Inc.			X	\$1.00	Saunders/Wahoo	\$36.00		
Leshara	NT&T			X	\$1.00	Saunders/Wahoo	\$162.00		
Mead	NT&T			X	\$1.00	Saunders/Wahoo	\$380.00		
Mead	Windstream			X	\$1.00	Saunders/Wahoo	\$4,645.00		
Morse Bluff	Northeast Nebraska Telephone Company			X	\$1.00	Saunders/Wahoo	\$2,590.34		
Prague	Northeast Nebraska Telephone Company			X	\$1.00	Saunders/Wahoo	\$4,617.37		
Prague	NT&T			X	\$1.00	Saunders/Wahoo	\$1.00		
Valparaiso	AT&T-C of the Midwest, Inc.			X	\$1.00	Saunders/Wahoo	\$20.00		
Wahoo	Guaranteed Phone Service			X	\$1.00	Saunders/Wahoo	\$12.13		
Wahoo	NT&T			X	\$1.00	Saunders/Wahoo	\$1,716.00		
Wahoo	Windstream			X	\$1.00	Saunders/Wahoo	\$26,410.20		
Wahoo	Windstream/NT&T			X	\$1.00	Saunders/Wahoo	\$30.67		
Weston/Malmo	Northeast Nebraska Telephone Company			X	\$1.00	Saunders/Wahoo	\$5,923.72		
Weston/Malmo	NT&T			X	\$1.00	Saunders/Wahoo	\$6,034.00		
Yutan	NT&T			X	\$1.00	Saunders/Wahoo	\$562.00		
Yutan	Windstream			X	\$1.00	Saunders/Wahoo	\$7,845.00		
Gering	Allo Communications			X	\$1.00	Scotts Bluff/Gering	\$4,075.83	\$247,002.15	

Name of Exchange	Local Exchange Carrier	Level of Landline 911 Service			Monthly Surcharge Collected	Surcharge Remitted To	Interlocal Agreements	Total Annual Surcharge Remitted by Carrier	Total Surcharge Revenue Remitted
		Basic 911	ANI/ALI	E911					
Gering	Embarq			X	\$1.00	Scotts Bluff/Gering	\$1,500.39		
Kimball	Embarq			X	\$1.00	Scotts Bluff/Gering	\$21,346.65		
Scottsbluff	Allo Communications			X	\$1.00	Scotts Bluff/Gering	\$9,990.37		
Scottsbluff	Birch Telecom			X	\$1.00	Scotts Bluff/Gering	\$64.00		
Scottsbluff	Embarq			X	\$1.00	Scotts Bluff/Gering	\$198,204.70		
Scottsbluff	Ionex Communications North, Inc.			X	\$1.00	Scotts Bluff/Gering	\$11,820.21		
Beaver Crossing	NT&T			X	\$1.00	Seward/Seward	\$656.00	\$75,711.43	
Beaver Crossing	Windstream			X	\$1.00	Seward/Seward	\$3,109.00		
Cordova	NT&T			X	\$1.00	Seward/Seward	\$48.00		
Cordova	Windstream			X	\$1.00	Seward/Seward	\$1,171.00		
Garland	Fast Phones			X	\$1.00	Seward/Seward	-\$0.70		
Garland	NT&T			X	\$1.00	Seward/Seward	\$223.00		
Garland	Windstream			X	\$1.00	Seward/Seward	\$2,540.70		
Milford	NT&T			X	\$1.00	Seward/Seward	\$1,216.00		
Milford	Windstream			X	\$1.00	Seward/Seward	\$12,527.38		
Milford	Windstream/NT&T			X	\$1.00	Seward/Seward	\$380.62		
Seward	Fast Phones			X	\$1.00	Seward/Seward	\$13.60		
Seward	Guaranteed Phone Service			X	\$1.00	Seward/Seward	-\$0.23		
Seward	NT&T			X	\$1.00	Seward/Seward	\$3,538.00		
Seward	Time Warner Information Services LLC			X	\$1.00	Seward/Seward	\$974.00		
Seward	Windstream			X	\$1.00	Seward/Seward	\$39,490.86		
Seward	Windstream/NT&T			X	\$1.00	Seward/Seward	\$270.65		
Staplehurst	Clarks Telecom			X	\$1.00	Seward/Seward	\$2,703.88		
Tamora	Windstream			X	\$1.00	Seward/Seward	\$1,701.00		
Utica	Windstream			X	\$1.00	Seward/Seward	\$5,117.00		
Utica	Windstream/NT&T			X	\$1.00	Seward/Seward	\$31.67		
Gordon	Great Plains Communications			X	\$1.00	Sheridan/Sheridan	\$18,091.00	\$36,019.00	
Hay Springs	Great Plains Communications			X	\$1.00	Sheridan/Sheridan	\$6,672.00		
Hay Springs	NT&T			X	\$0.50	Sheridan/Sheridan	\$12.00		
Mirage Flats	Great Plains Communications			X	\$1.00	Sheridan/Sheridan	\$1,727.00		
Rushville	Great Plains Communications			X	\$1.00	Sheridan/Sheridan	\$9,517.00		
Alexandria	NT&T			X	\$0.50	Thayer/Hebron	\$165.00	\$34,304.20	
Alexandria	Windstream			X	\$1.00	Thayer/Hebron	\$1,087.00		
Bruning	NT&T			X	\$0.50	Thayer/Hebron	\$270.00		
Bruning	Windstream			X	\$1.00	Thayer/Hebron	\$2,528.00		

Name of Exchange	Local Exchange Carrier	Level of Landline 911 Service			Monthly Surcharge Collected	Surcharge Remitted To	Interlocal Agreements	Total Annual Surcharge Remitted by Carrier	Total Surcharge Revenue Remitted
		Basic 911	ANI/ALI	E911					
Bruning	Windstream/NT&T			X	\$1.00	Thayer/Hebron	\$7.20		
Byron/South Byron	Great Plains Communications			X	\$1.00	Thayer/Hebron	\$2,299.00		
Carleton	NT&T			X	\$0.50	Thayer/Hebron	\$23.00		
Carleton	Windstream			X	\$1.00	Thayer/Hebron	\$1,152.00		
Chester, Hubbell, So. Chester	Great Plains Communications			X	\$1.00	Thayer/Hebron	\$3,375.00		
Davenport	NT&T			X	\$0.50	Thayer/Hebron	\$272.50		
Davenport	Windstream			X	\$1.00	Thayer/Hebron	\$2,801.00		
Deshler	Great Plains Communications			X	\$1.00	Thayer/Hebron	\$7,525.00		
Hebron	NT&T			X	\$0.50	Thayer/Hebron	\$757.50		
Hebron	Windstream			X	\$1.00	Thayer/Hebron	\$11,968.50		
Hebron	Windstream/NT&T			X	\$1.00	Thayer/Hebron	\$73.50		
Macy (7 digits)	Eastern Nebraska Telephone Co.			X	\$1.00	Thurston/Pender	\$5,106.00	\$34,811.21	
Pender	AT&T-C of the Midwest, Inc.			X	\$1.00	Thurston/Pender	\$79.00		
Pender	Birch Telecom			X	\$1.00	Thurston/Pender	\$16.00		
Pender	Comtel Telecom Assets LP			X	\$1.00	Thurston/Pender	\$12.87		
Pender	Ionex Communications North, Inc.			X	\$1.00	Thurston/Pender	\$16.00		
Pender	McLeodUSA			X	\$1.00	Thurston/Pender	\$96.00		
Pender	NT&T			X	\$1.00	Thurston/Pender	\$2,937.00		
Pender	Qwest			X	\$1.00	Thurston/Pender	\$9,686.34		
Rosalie	McLeodUSA			X	\$1.00	Thurston/Pender	\$12.00		
Rosalie (7 digits)	Eastern Nebraska Telephone Co.			X	\$1.00	Thurston/Pender	\$1,602.00		
Thurston	McLeodUSA			X	\$1.00	Thurston/Pender	\$60.00		
Walthill (7 digits)	Eastern Nebraska Telephone Co.			X	\$1.00	Thurston/Pender	\$6,158.00		
Winnebago	NT&T			X	\$1.00	Thurston/Pender	\$57.00		
Winnebago (7 digits)	Eastern Nebraska Telephone Co.			X	\$1.00	Thurston/Pender	\$8,973.00		
Hoskins	Pierce Telephone Company	X			\$1.00	Village of Hoskins	\$4,700.00		\$4,700.00
Arlington (city)	Arlington Telephone Co.			X	\$0.75	Washington/Blair	\$5,099.25		\$97,625.09
Arlington (rural)	Arlington Telephone Co.			X	\$1.00	Washington/Blair	\$5,885.00		
Bennington	Qwest/untel			X	\$1.00	Washington/Blair	\$2,860.06		
Blair (city)	Blair Telephone Co.			X	\$0.75	Washington/Blair	\$38,937.75		
Blair (rural)	Blair Telephone Co.			X	\$1.00	Washington/Blair	\$19,984.00		
Fort Calhoun	AT&T-C of the Midwest, Inc.			X	\$1.00	Washington/Blair	\$1.00		
Fort Calhoun	McLeodUSA			X	\$0.75	Washington/Blair	\$35.25		
Fort Calhoun (city)	Blair Telephone Co.			X	\$0.75	Washington/Blair	\$4,415.25		

Name of Exchange	Local Exchange Carrier	Level of Landline 911 Service			Monthly Surcharge Collected	Surcharge Remitted To	Interlocal Agreements	Total Annual Surcharge Remitted by Carrier	Total Surcharge Revenue Remitted
		Basic 911	ANI/ALI	E911					
Fort Calhoun (rural)	Blair Telephone Co.			X	\$1.00	Washington/Blair		\$5,999.00	
Ft. Calhoun-City	NT&T			X	\$1.00	Washington/Blair		\$71.00	
Herman	BullsEye			X	\$1.00	Washington/Blair		\$0.00	
Herman	Great Plains Communications			X	.75 & 1.00	Washington/Blair		\$4,865.75	
Herman	NT&T			X	\$1.00	Washington/Blair		\$24.00	
Kennard (city)	Blair Telephone Co.			X	\$0.75	Washington/Blair		\$1,374.00	
Kennard (rural)	Blair Telephone Co.			X	\$1.00	Washington/Blair		\$2,267.00	
Omaha	Qwest/Huntel			X	\$1.00	Washington/Blair		\$5,806.78	
Carroll	Eastern Nebraska Telephone Co.			X	\$1.00	Wayne/Wayne PD		\$3,062.00	\$37,701.69
Carroll	NT&T			X	\$1.00	Wayne/Wayne PD		\$24.00	
Hoskins	NT&T			X	\$1.00	Wayne/Wayne PD		\$12.00	
Laurel	Comtel Telcom Assets LP			X	\$1.00	Wayne/Wayne PD		\$46.53	
Wakefield	NT&T			X	\$1.00	Wayne/Wayne PD		\$2,364.00	
Wayne	1-800 Reconex			X	\$1.00	Wayne/Wayne PD		\$251.00	
Wayne	AT&T-C of the Midwest, Inc.			X	\$1.00	Wayne/Wayne PD		\$162.00	
Wayne	Birch Telecom			X	\$1.00	Wayne/Wayne PD		\$12.00	
Wayne	Ionex Communications North, Inc.			X	\$1.00	Wayne/Wayne PD		\$12.00	
Wayne	McLeodUSA			X	\$1.00	Wayne/Wayne PD		\$243.00	
Wayne	NT&T			X	\$1.00	Wayne/Wayne PD		\$4,508.00	
Wayne	Qwest			X	\$1.00	Wayne/Wayne PD		\$22,796.34	
Winside	Northeast Nebraska Telephone Company			X	\$1.00	Wayne/Wayne PD		\$4,184.82	
Winside	NT&T			X	\$1.00	Wayne/Wayne PD		\$24.00	
Red Cloud	Pinpoint Communications, Inc.	X			\$1.00	Webster/Red Cloud		\$2.00	\$2.00
Benedict	NT&T			X	\$0.50	York/York		\$62.50	\$26,061.18
Bradshaw	NT&T			X	\$1.00	York/York		\$113.00	
Gresham	NT&T			X	\$0.50	York/York		\$131.00	
McCool Junction	NT&T			X	\$0.50	York/York		\$146.00	
McCool Junction	Windstream/NT&T			X	\$1.00	York/York		-\$0.40	
Waco	NT&T			X	\$0.50	York/York		\$220.00	
Benedict	Windstream			X	\$1.00	York/York		\$2,183.00	
Bradshaw	Windstream			X	\$1.00	York/York		\$2,332.00	
Gresham	Windstream			X	\$1.00	York/York		\$1,924.00	
Henderson	Henderson			X	\$1.00	York/York		\$11,985.68	
McCool Junction	Windstream			X	\$1.00	York/York		\$3,721.40	
Waco	Windstream			X	\$1.00	York/York		\$3,239.00	

Name of Exchange	Local Exchange Carrier	Level of Landline 911 Service			Monthly Surcharge Collected	Surcharge Remitted To	Interlocal Agreements	Total Annual Surcharge Remitted by Carrier	Total Surcharge Revenue Remitted
		Basic 911	ANI/ALI	E911					

York	AT&T-C of the Midwest, Inc.			X	\$0.50	York/York		\$4.00	\$26,727.50
York	Comtel Telecom Assets LP			X	\$0.50	York/York PD		\$6.93	
York	Guaranteed Phone Service			X	\$0.50	York/York PD		\$2.18	
York	NT&T			X	\$0.50	York/York PD		\$1,419.50	
York	Windstream			X	\$0.50	York/York PD		\$25,298.89	

Information included in this report is provided by local exchange carriers to the Commission pursuant to statute. Carriers may not be the entity best situated to provide the required information and therefore, the Commission has concerns regarding the accuracy of the information provided. In particular, information regarding interlocal agreements and level of 911 service may not be within the purview of carriers' knowledge. The Commission makes every effort to ensure that the information provided is as accurate as possible. However, readers should be aware of that the information may be suspect and should not be relied on without further verification.

No report or inadequate report received from CAT Communications International, NorthStar Telecom, Inc., Bullseye Telecom and Granite Telecommunications									
---------------------------------------------------------------------------------------------------------------------------------------------------------	--	--	--	--	--	--	--	--	--