



Nebraska Public Service Commission



2005 Annual Report on Telecommunications

**ANNUAL REPORT TO THE LEGISLATURE
ON THE STATUS OF
THE NEBRASKA TELECOMMUNICATIONS INDUSTRY**



NEBRASKA PUBLIC SERVICE COMMISSION

September 30, 2005

**Nebraska Public Service Commission
300 The Atrium
1200 N Street
P.O. Box 94927
Lincoln, NE 68509-4927
(402) 471-3101
(800) 526-0017 (Instate Only)
<http://www.psc.state.ne.us>**

2005 ANNUAL REPORT TO THE LEGISLATURE
Nebraska Public Service Commissioners

Gerald L. Vap
5th District
McCook
Chairman

Rod Johnson
4th District
Sutton
Vice-Chairman

Lowell C. Johnson
3rd District
North Bend

Frank E. Landis
1st District
Lincoln

Anne C. Boyle
2nd District
Omaha

General Administration Staff

Andy S. Pollock - Executive Director
Shanicee Knutson - Legal Counsel
Angela DuVall Melton – Legal Counsel
Mark Breiner – Legal Counsel
Tyler Frost – Analyst/Economist II
Mackenzie Sorich - Law Clerk
Matt Jenkins – Law Clerk
Laura Casados – Accountant II
Kathy Lahman – Executive Assistant
Jackie Clanton - Receptionist

Communications Department Staff

Gene Hand - Director
John Burvainis - Deputy Director
Steve Stovall - Staff Accountant
Don Gray - Telecommunications Technician/Analyst
Cheryl Elton - Consumer Affairs Advocate
Pam Karstensen – Consumer Advocate Assistant
Anne Bogus – Administrative Assistant
Deena Kumke – Administrative Assistant

Nebraska Universal Service Fund Department Staff

Jeff Pursley – Director
Camelia Rogers - Policy Analyst
Brandy Zierott – Administrative Assistant
Kathy Ptacek – Nebraska Telephone Assistance Program – Administrative Assistant
Jamie McAllister – Nebraska Telephone Assistance Program – Administrative Assistant

Enhanced 911 Wireless Department

Kara Thielen – Director
Joan Raffety – Wireless E911 Coordinator

Nebraska Public Service Commission

COMMISSIONERS

ANNE C. BOYLE
LOWELL C. JOHNSON
ROD JOHNSON
FRANK E. LANDIS
GERALD L. VAP

EXECUTIVE DIRECTOR

ANDY S. POLLOCK



300 The Atrium, 1200 N Street, Lincoln,
NE 68508

P.O. Box 94927, Lincoln, NE 68509-
4927

Website: www.psc.state.ne.us

Phone: (402) 471-3101

Fax: (402) 471-0254

NEBRASKA CONSUMER HOTLINE
(800) 526-0017

September 30, 2005

Members of the Legislature:

“High activity” may be the two words that best describe the Nebraska Public Service Commission’s telecommunications regulatory work during the fiscal year ending June 30. In addition to a variety of state issues, the Commission has also actively participated at the national level, frequently in leadership roles, on matters vital to the interests of Nebraska citizens and those of the nation.

For example, the Commission has been at the forefront for several years in extending the life of the 402 area code. This work, in turn, has led to opportunities for Nebraska to influence decisions beyond its borders on related issues, such as number conservation, number pooling, and rate center consolidation. Nebraska’s use of the Universal Service Fund to assist the state’s new telehealth network linking medical providers from one end of the state to the other serves as a model for the nation. Some issues, such as intercarrier compensation, are complicated but vital to Nebraskans. The Commission has been involved in deliberations on this and other telecommunications issues both at the state and federal levels.

The face of telecommunications in Nebraska continues to change. In an environment of burgeoning competition, we continue to see growth in the share of the landline market served by competitive local carriers and in the number of Nebraskans subscribing to wireless services. The result has been significant infrastructure investments in all portions of the telecommunications industry.

Nebraska has long been a leader in relay services, providing telecommunications for the deaf and speech impaired. In the last fiscal year, the Nebraska Relay Service expanded through the inclusion of a voice recognition system that reduces the risk of error by human translators. Commissioner Lowell Johnson also sits on the national relay advisory board.

The Commission is engaged in ongoing efforts to explore the opportunities for improving distance learning networks in the state and I look forward to continued participation on the state’s Distance Education Enhancement Taskforce.

As you can see, the regulatory service provided by the Public Service Commission with regard to the telecommunications industry takes the Commission in several directions as well as far beyond the state’s borders. In the end, however, the benefit is to the people of Nebraska who have a vital stake in the telecommunications industry.

Please call on the Public Service Commission with your comments and questions as you and your staff review this report.

Sincerely,

Gerald L. Vap
Chairman

TABLE OF CONTENTS

PART I

Access Line Data

- | | | |
|----|------------------------|---|
| 1. | Access Line Data Table | 1 |
| 2. | Access Lines Graph | 3 |

PART II

Review of the Quality of Telecommunications Service Provided to Nebraska Citizens

- | | | |
|----|-------------------------------|---|
| 1. | Telephone Informal Complaints | 4 |
| A. | Local Exchange Carriers | 5 |
| B. | Interexchange Carriers | 5 |
| C. | Formal Complaints | 6 |
| D. | Relay Service Complaints | 7 |

PART III

Review of the Availability of Diverse and Affordable Telecommunications Services to the People of Nebraska

- | | | |
|----|--|----|
| 1. | The Telecommunications Act of 1996 | 9 |
| 2. | Local Competition | 15 |
| A. | Competitive Local Exchange Carriers | 16 |
| B. | Interconnection Agreements | 16 |
| 3. | Service Testing & Outage Reports | 16 |
| 4. | Telecommunications Relay Service | 17 |
| 5. | Telecommunications Relay Service-Selected Statistics (Table) | 23 |
| 5. | Extended Area Service | 27 |
| 6. | Numbering Issues | 28 |
| | NII Dialing Codes | 31 |
| | Nebraska 211 Coverage (Table) | 33 |
| 7. | Nebraska Internet Enhancement Fund | 35 |

PART IV

Review of the Level of Rates of Local Exchange and Interexchange Companies

- | | | |
|----|--|----|
| 1. | Local Exchange Rates | 36 |
| 2. | Financial Statistics | 37 |
| 3. | Long Distance Telephone Rates/Access Charges | 37 |
| 4. | Explanation of Telephone Bill Charges | 38 |
| A. | Basic Local Rate Changes (Table) | 39 |
| B. | Nebraska Local Exchange Carriers & Rates (Table) | 40 |
| C. | Explanation of Telephone Bill Charges Which May Appear | 43 |

PART V

Recommendations for the 2006 Legislative Session

44

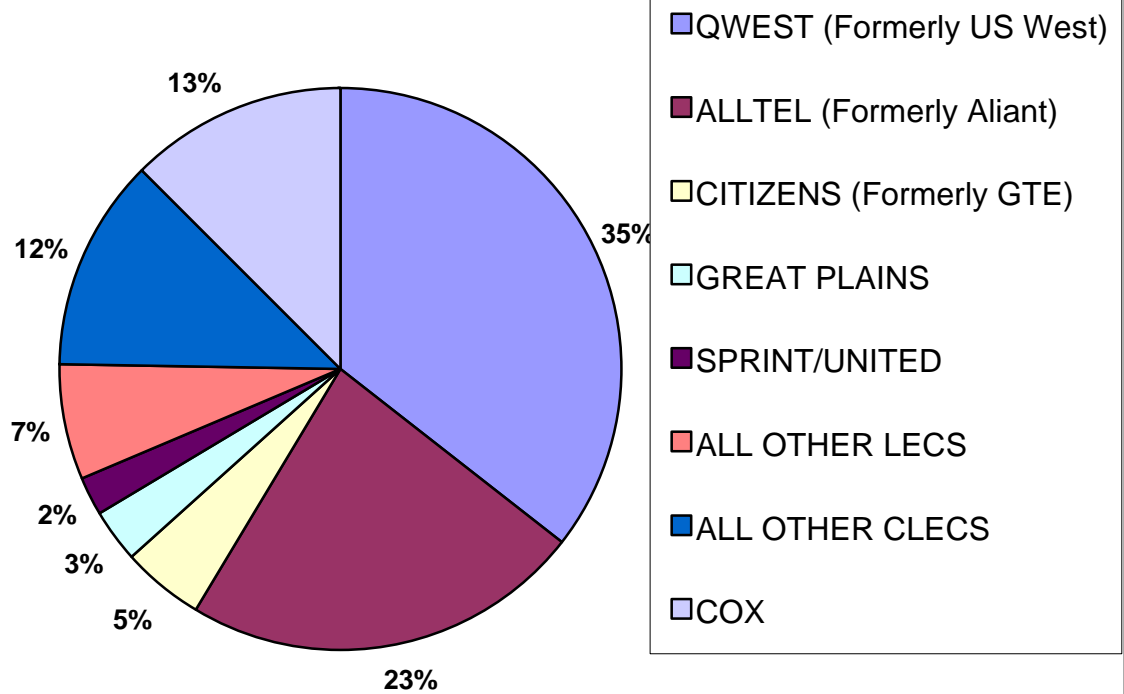
PART VI	
The Changing Face of Communications	45
A. Broadband	45
B. Broadband over Power Line	45
C. Voice Over Internet Protocol	46
 PART VII	
Applications and Tariffs	47
 PART VIII	
Nebraska Universal Service Fund	
1. Purpose	48
2. Legislative History	48
3. Assessment	48
4. NUSF Remittances and Payments	49
5. Significant Issues	49
6. Nebraska Telehealth Program	49
7. Nebraska Telephone Assistance Program	50
8. Nebraska Telephone Assistance Program Implementation	51
 PART IX	
Wireless E911 Fund	
1. E911 Definitions	52
2. Outline of Phase I Implementation Requests	53
3. Phase II Implementation Plan	53
4. Wireless E911 Terminology	54
5. Status of E911 Map	55
6. E911 Docket Summary	56
7. Wireless 911 Information Calendar Year 2004	58

PART I

ACCESS LINE DATA December 31, 2004			
COMPANY	ACCESS LINES		
	BUS.	RES.	TOTAL
Qwest (Formerly US West)	206,003	181,105	387,108
Alltel (formerly Aliant/LT&T)	92,436	158,205	250,641
Cox Nebraska Telecom, LLC	22,201	115,105	137,306
Citizens (Formerly GTE)	18,076	32,705	50,781
AT&T Comm. of the Midwest (Includes TCG)	39,040	3,125	42,165
NT&T	7,289	25,738	33,027
Great Plains	7,172	24,082	31,254
Sprint/United	9,538	17,393	26,931
Alltel-Midwest	22,081	2,636	24,717
MCLEOD USA	6,859	3,897	10,756
Nebraska Central	1,684	6,495	8,179
Blair	2,324	5,707	8,031
Northeast Nebraska (Includes Nebcom)	1,463	5,820	7,283
MCIMetro Access Trans Services	416	6,580	6,996
Hamilton	2,095	4,189	6,284
Southeast Nebraska	996	3,059	4,055
Eastern Nebraska	1,079	2,129	3,208
Consolidated	795	2,204	2,999
Cozad	784	2,024	2,808
Glenwood	399	2,135	2,534
Arapahoe	558	1,804	2,362
1-800-RECONEX, INC.	0	1,998	1,998
Pierce	506	1,425	1,931
Allo Communications	1,112	575	1,687
Consolidated Telecom	427	1,207	1,634
Hartington	586	1,002	1,588
Consolidated Telecom (Home & Eustis)	256	1,045	1,301
Three River	247	1,017	1,264
Cambridge	319	912	1,231
Dalton (SKT)	207	1,004	1,211
Hooper (dba WesTel Systems)	270	923	1,193
New Access	0	1,122	1,122

ACCESS LINE DATA December 31, 2004			
COMPANY	ACCESS LINES		
	BUS.	RES.	TOTAL
Arlington	148	947	1,095
Vartec	0	1,082	1,082
Plainview	221	849	1,070
Benkleman	291	775	1,066
Orbitcom, Inc.	976	60	1,036
Rock County	318	704	1,022
Henderson (dba Mainstay)	277	734	1,011
Pinpoint Communications, Inc.	116	795	911
Clarks	150	738	888
Diller	70	818	888
Hemingford	157	715	872
Three River Comm., LLC	273	581	854
Curtis	221	582	803
Fibercomm	385	356	741
Hershey	116	619	735
Huntel Communications	190	514	704
K&M	177	516	693
IONEX	444	149	593
Keystone-Arthur	114	472	586
Wauneta	127	457	584
Granite Telecommunications	486	0	486
Hartman	56	359	415
Houlton/Guaranteed Phone Service	0	335	335
Time Warner Cable	0	282	282
Elsie (SKT)	50	167	217
Budget Phone, Inc.	0	145	145
Excel	0	142	142
Trinsic Communications (fka Z-TEL)	88	19	107
Sodtown	6	91	97
Golden West	0	68	68
Bullseye Telecom, Inc.	0	66	66
Cat Comm., International	0	60	60
Fast Phones of Nebraska	0	56	56
NOS Communications, Inc..	38	2	40
Applied Comm. Technology, Inc.	0	5	5
Comm South	0	5	5
TOTAL	452,928	633,516	1,086,444

Access Lines - 2004 State of Nebraska



Note: Wireless access lines reported for relay remittance purposes represent 872,798 lines in addition to the wireline access lines listed above.

PART II

Review of the Quality of Telecommunications Service Provided to Nebraska Citizens

1. Telephone Informal Complaints

The following table shows the total number of complaints filed this year and divides the complaints between local exchange carriers (LECs), interexchange carriers (IXCs), also known as long distance companies, and wireless carriers.

	2002-2003	2002-2003 Percentage	2003-2004	2003-2004 Percentage	2004-2005	2004-2005 Percentage
LECs	693	38.2%	567	26.4%	624	43.0%
IXCs	756	41.8%	891	41.4%	414	28.5%
Wireless	361	20.0%	692	32.2%	413	28.5%
TOTAL	1,810	100.0%	2,150	100.0%	1451	100.0%

Complaints were separated into the following categories:

Types	Local	Long Distance	Wireless
Billing	260	340	217
Service	231	24	172
Slamming	8	22	0
Telemarketing	33	22	5
Customer Service	19	5	16
Directory	22	1	2
Auto Dialer	51	0	1
TOTAL	624	414	413

While the Commission lacks statutory authority over wireless telecommunications service and billing, it continues to receive a number of such complaints. The Commission strives, utilizing existing resources, to address these complaints to assist the wireless customer. The Commission will give consideration to supporting legislation this coming session that gives it authority over wireless carriers' billing and service practices.

A. Local Exchange Carriers (LECs)

There are 42 incumbent local exchange carriers in Nebraska (including the cooperative telephone companies) and 91 competitive local exchange carriers. Qwest is the largest LEC with 387,108 access lines. The following table shows the LEC complaints by company. The largest number of complaints involved the two largest LECs, Alltel and Qwest.

LECs	2002-2003			2003-2004			2004-2005		
	#	Access Lines	% of Total Lines	#	Access Lines	% of Total Lines	#	Access Lines	% of Total Lines
Alltel	237	274,416	24.7%	187	260,902	23.9%	204	250,641	23.1%
Qwest	212	452,425	40.7%	167	413,012	37.8%	144	387,108	35.6%
NT&T	66	12,264	1.1%	89	25,372	2.3%	65	33,027	3.0%
Cox	37	106,921	9.6%	40	121,909	11.2%	32	137,306	12.6%
Citizens	16	55,240	5.0%	32	53,022	4.9%	48	50,781	4.7%
McLeodUSA	62	14,148	1.3%	18	12,410	1.1%	14	10,756	1.0%
New Access	19	1,954	0.2%	7	1,362	0.1%	0	1,122	0.1%
Great Plains	8	33,549	3.0%	5	32,198	2.9%	9	31,254	2.9%
United	9	29,022	2.6%	4	28,045	2.6%	15	26,931	2.5%
Ionex/Birch	NA	NA	NA	7	1,462	0.1%	2	593	0.1%
Others	27	132,243	11.8%	11	142,935	13.1%	91	156,925	14.4%
TOTAL	693	1,112,182	100.0%	567	1,092,629	100.0%	624	1,086,444	100.0%

B. Interexchange Carriers (IXCs)

The number of long distance companies certificated to operate in the state continues to grow. Currently, there are 260 companies authorized to provide long distance services in Nebraska. The following table shows the number of complaints filed against long distance companies. The largest number of complaints involved AT&T and MCI. Customers can verify they have the long distance carrier of their choice by dialing the toll-free telephone number (700) 555-4141.

IXC's	2002-2003 Complaints	Percentage	2003-2004 Complaints	Percentage	2004-2005 Complaints	Percentage
AT&T	238	31.5%	410	46.0%	173	41.8%
MCI	174	23.0%	136	15.3%	81	19.6%
Excel	7	1.0%	6	0.7%	7	1.7%
Sprint	54	7.1%	68	7.6%	26	6.3%
Touch America	9	1.2%	0	0%	0	0.0%
VarTec	25	3.3%	44	4.9%	10	2.4%
Talk.Com	N/A	N/A	0	0%	0	0.0%

IXC's	2002-2003 Complaints	Percentage	2003-2004 Complaints	Percentage	2004-2005 Complaints	Percentage
ILD	18	2.4%	10	1.1%	5	1.2%
Integretel	13	1.7%	6	0.7%	9	2.2%
Advantage	23	3.0%	2	0.2%	0	0.0%
00 Operator	33	4.4%	0	0%	0	0.0%
T-Netix	15	2.0%	1	0.1%	1	0.2%
LCR Telecom	N/A	N/A	14	1.6%	0	0.0%
Opticom	N/A	N/A	12	1.4%	8	1.9%
Primus	N/A	N/A	8	0.9%	0	0.0%
US Telecom	N/A	N/A	12	1.3%	4	1.0%
Misc.	147	19.4%	162	18.2%	90	21.7%
TOTAL	756	100.0%	891	100.0%	414	100.0%

C. Formal Complaints

The following formal complaints are pending or were filed with the Commission during the past year:

FC-1308 Tracy Corporation II d/b/a Telemetrix Technologies, Gering, Nebraska v. United Telephone of the West d/b/a Sprint, Overland Park, Kansas, regarding dispute of services offered under interconnection agreement.

On October 30, 2002, Tracy Corporation filed a formal complaint with Sprint regarding the use of integrated services digital network lines as trunks. Sprint filed an answer and counterclaim on December 23, 2002. The formal complaint was dismissed on July 27, 2004 for failure to prosecute.

FC-1320 Action Communications, Inc., Scottsbluff, Nebraska v. Qwest Corporation, Denver, Colorado.

On December 22, 2004, a formal complaint was filed by Action Communications, Inc. (Action) against Qwest Corporation (Qwest) alleging billing errors and delays in processing a request to transfer service due to a change in ownership of one of its customer's businesses. Qwest filed its answer on January 13, 2005. The parties eventually reached an agreement, and a stipulation of dismissal was filed with the PSC on June 9, 2005. The PSC issued an order dismissing the complaint on June 14, 2005.

FC-1323 McLEODUSA Telecommunications Services, Inc., Cedar Rapids, Iowa v. Qwest Corporation, Denver, Colorado.

On March 30, 2005, McLEODUSA Telecommunications Services, Inc. filed a formal complaint against Qwest Corporation. A hearing on the matter was held on April 1, 2005. Qwest filed an answer to the complaint and a motion to dismiss the complaint on April 15, 2005. On April 22, 2005, Qwest filed supplemental authority to support the motion. On May 4, McLEODUSA filed a motion for leave to withdraw their complaint

without prejudice. On May 11, the Commission dismissed the complaint pursuant to McLEODUSA's motion to withdraw.

D. Relay Service Complaints

Relay service complaints reported to Hamilton Telephone Company (Hamilton), Nebraska's telecommunications relay service (TRS) provider, totaled 51 for the fiscal year ending June 30, 2005, as compared to 55 for the fiscal year ending June 30, 2004. Communications Assistant (CA) typing speed, not following customer's instructions or not following relay policy/procedures are included in this category. Three calls were recorded in the miscellaneous category related to an inability to reach a CA and eleven in the technical complaint category. Of the technical complaints, five relate to carrier of choice issues with two involving Huntel, one for Clarks Telecom Long Distance, Inc., and two for Time Warner Cable. Huntel became a carrier of choice in October 2004 and Clarks in May 2005. To date, Time Warner is still not a participating equal access carrier. Three technical complaints related to 711 (three digit abbreviated dialing to access the relay service) issues. Of the 51 complaints received, 27 were categorized as external complaints, which are typically outside of the direct control of the relay facility and consequently are not attributed to relay nonperformance. Eleven of the external complaints addressed are fraudulent/harassment calls placed through Hamilton's Internet Relay or another internet-enabled relay center not affiliated with Hamilton. Calls of this nature often request the user to provide prepayments or fees for services or products that are not rendered. The twelve miscellaneous complaints primarily involve annoyance calls, or customer equipment problems.

Hamilton experienced a service outage on July 19, 2004 at 1:26 p.m. and again at 7:31 p.m. A failed processor in the Nebraska switching platform caused a technical disruption at the relay center. The switch did not recognize the problem, which prevented the secondary server from automatically taking over. No complaints were received regarding these two outages.

The same type of outage occurred on July 22, 2004, interrupting service at 1:38 p.m. and again at 5:20 p.m.

Below is a timeline of these service interruptions:

Date	Processor Stopped	Calls Sent to the Louisiana Center	Nebraska Center Operational
7/19/2004	13:26	13:30	16:13
7/19/2004	19:31	19:38	20:38
7/22/2004	13:38	13:45	15:05
7/22/2004	17:20	17:28	18:00

Hamilton determined on July 28, 2004 that a software change was needed to alleviate the problem. A full switch restart was performed on July 30, 2004 to install the software and no further problems have occurred.

The following charts reflect the complaints taken by category for the fiscal year ended June 30, 2005.

Service Complaints

Complaint Category	Complaints
CA Accuracy/Spelling/Verbatim	1
CA Didn't Follow Instructions	3
CA Didn't Follow Policy/Procedure	2
CA Misdialed Number	1
Confidentiality Breach	1
Customer Dislikes Policy/Procedure	1
Improperly Handled ASL or Related Culture Issues	1
Miscellaneous	3
Subtotal – Service Related	13

Technical Complaints

Complaint Category	Complaints
711 Related	3
ASCII/Baudot Break-down	1
Carrier of Choice not Available/Other Equal Access	5
Miscellaneous Issues	2
Subtotal – Technical Related	11

External Complaints

Complaint Category	Complaints
CapTel Connection	4
Fraudulent/Harassment Call	11
Miscellaneous	12
Subtotal – External Related	27

PART III

Review of the Availability of Diverse and Affordable Telecommunications Services to the People of Nebraska

1. Telecommunications Act of 1996

The Nebraska Public Service Commission implements key provisions of the 1996 Telecommunications Act (Act) that facilitate competition while maintaining quality and affordable service. Multiple factors contribute to increased consumer choice. First, competitive local exchange carriers (CLECs) create local competition. CLECs serve approximately 25 percent of the state's access lines, an increase from a 13 percent share two years ago. Cable providers, primarily in the Omaha area, serve nearly half of the market share attributed to CLECs. Second, wireless companies continue to increase their presence, now accounting for over 42 percent of the combined wireline and wireless market. The additional choice has not reduced access. Ninety-seven percent of Nebraskans continue to possess basic telephone service.

During the previous year, the Commission addressed numerous issues involving consumer choice, safety, distance learning, universal service, and emergent technology such as VoIP (Voice over Internet Protocol). The list below includes some of the major issues addressed by the Commission in the last fiscal year:

C-3012 In the Matter of the Commission on its own motion seeking to conduct a critical cost analysis for Aliant Communications Co., d/b/a Alltel, as a result of the Nebraska Technology & Telecommunications, Inc., and Alltel arbitration conducted in Application No. C-2648.

During the post-arbitration hearing for Docket No. C-2648, involving Nebraska Technology & Telecommunications, Inc. (NT&T) and Alltel, the Commission decided to commence its own critical cost analysis of the proposed unbundled network element (UNE), unbundled network element platform (UNE-P), telephone directory, and recurring rates. The Commission staff completed a preliminary review and economist Dr. David Rosenbaum of the University of Nebraska-Lincoln submitted a summary entitled "A Preliminary Analysis of Alltel's Proposed UNE Loop Rates in Nebraska." Dr. Rosenbaum asserted that the Commission could either further scrutinize the Alltel cost model or apply the averaging methodology from Docket No. C-2516 previously adopted to develop UNE loop rates for Alltel in Nebraska. Following oral argument and the submission of written comments, the Commission entered an order adopting the proposed averaging methodology. The averaging methodology relies upon well-established Total Element Long Run Incremental Cost (TELRIC) based cost models including the Hatfield Model, the Synthesis Model (HCPM), and the Benchmark Cost Proxy Model (BCPM). The Commission determined that the averaging methodology fosters fair competition by reducing any potential biases that may exist in any one model. NT&T and Alltel have since reached an agreement, which renders the issues presented in the docket moot. At the

parties' request, the Commission closed the docket. The agreement between the parties remains under review.

C-3026 In the Matter of the Commission, on its own motion, seeking to conduct a 9-month proceeding as contemplated by the Federal Communications Commission in its Triennial Review Order adopting new rules for network unbundling obligations.

The Commission opened this docket to consider new FCC rules for network unbundling. In March 2004, the D.C. Circuit Court of Appeals vacated as unlawful the FCC's delegation of authority to state commissions to determine impairment for mass-market switching and certain transport elements. The D.C. Circuit also vacated and remanded as unlawful the FCC's nationwide impairment determinations with respect to these elements. For those portions of the Triennial Review Order (TRO) to be vacated, the D.C. Circuit issued a stay. Based upon a review of pleadings from interested parties and the unsettled legal environment regarding this matter, the Commission suspended the docket proceedings indefinitely. As of February 2005, the FCC released an order containing new rules pursuant to the D.C. Circuit decision. No further action from the states is necessary. The FCC order is currently on appeal.

C-3049 In the Matter of the Commission, on its own motion, to conduct an investigation into possible solutions for extending the life of area codes 308 and 402.

Number pooling in the Omaha Metropolitan Statistical Area (MSA), and other conservation efforts by the industry previously extended the forecasted exhaust date of the 402 area code from the second quarter of 2000 to the second quarter of 2005. The Commission opened the above-captioned docket in order to investigate further the potential use of thousands-block number pooling outside of the top 100 MSAs and rate center consolidation to extend the life of both 402 and 308 area codes. After receiving written comments and technical information from telephone providers, the Commission conducted a workshop on July 15, 2004, to identify how existing numbering resources are made available for pooling, how carriers obtain numbering resources in the pooling environment, the technical issues related to the implementation of thousands-block number pooling, and if rate center consolidation was appropriate. As a result of the workshop, a working group was formed to evaluate optional methods of thousands-block number pooling. However, the group was unable to develop any optional methods for pooling. The docket remains open to monitor the reining status of resources and the Commission continues to seek further delegation of authority from the FCC relative to mandatory pooling.

C-3201 In the Matter of the Application of Qwest Communications Corporation seeking authority to operate as a competitive local exchange carrier of telecommunications services within the state of Nebraska.

Qwest Communications Corporation (QCC) filed an application for authority to operate as a competitive local exchange carrier (CLEC) throughout the state of Nebraska, including its incumbent local exchange (ILEC) territory. On December 14, 2004, the Commission granted QCC's application, but imposed the limitations of Docket C-1839 on

its CLEC authority due in large part to concerns that QCC could circumvent Commission rules and regulations pertaining to ILECs or could engage in discriminatory practices through its CLEC. Among those limitations, the Commission required Qwest to file any agreements entered into with QCC. The Commission subsequently opened Rule and Regulation Number 164 to eliminate any outdated restrictions relating to ILECs with CLEC affiliates serving the same territory. These rules become effective on September 5, 2005. The Commission's proposed rules required CLEC's who are serving customers within their ILEC service territory to file all agreements entered into by the affiliated entities.

C-3204 Sprint Communications, L.P., Overland Park, Kansas, seeking approval of an amendment to its certificate of public convenience and necessity to provide local exchange telecommunications service in all exchanges within the State of Nebraska in which Sprint is not currently certificated.

Sprint Communications filed an amendment to provide local exchange telecommunications in all exchanges in Nebraska. On June 9, 2004, a group of incumbent providers filed a motion to intervene. On June 15, 2004, Southeast Nebraska Telephone filed a petition for intervention and two weeks later filed a motion to dismiss Sprint Communications' application for amendment. A Hearing on this matter was held on November 4, 2004, and evidence taken. Sprint's application was granted on February 8, 2005.

C-3228 In the Matter of the Application of Time Warner Cable Information Services, LLC, d/b/a Time Warner Cable, Nebraska, Stamford, Connecticut, for a Certificate of Authority to provide local and interexchange voice services within the state of Nebraska.

By application filed on July 17, 2004 Time Warner Cable Information Services (TWCIS) requested authority to provide local and interexchange voice services within various portions of Nebraska. TWCIS' footprint included Lincoln, Fremont, Columbus, York, Nebraska City, Seward, Crete, Fairbury, Falls City, Tecumseh, David City, Auburn, Pawnee City, Humboldt, Denton, and Table Rock. TWCIS proposed to offer a Voice over Internet Protocol (VoIP) service offering whereby among other proposed benefits local and long distance service would constitute one bundled service offered at a flat rate. TWCIS volunteered to comply with the Commission's regulations relating to service quality, access to emergency services, the telecommunications relay system for the deaf and hard of hearing, and the Nebraska Universal Service Fund. A number of parties intervened, some to oppose the application and some to oppose the Commission taking jurisdiction over a VoIP offering. A hearing was held on TWCIS' application on September 17, 2004. On November 23, 2004, the Commission granted the application.

C-3256/PI-87 In the Matter of the Commission, on its own motion, seeking comment on the request by United Way of the Midlands to be assigned the use of "211" in Scotts Bluff County for access to First Call for Help (FCFH), a comprehensive information and referral service.

- C-3277/PI-88 The Commission, on its own motion, seeking comment on the request by United Way of the Midlands to be assigned the use of “211” for Dakota County to gain access to First Call for Help (FCFH), a comprehensive information and referral service.*
- C-3327/PI-90 The Commission, on its own motion, seeking comment on the request by United Way of the Midlands to be assigned the use of “211” for Adams, Clay, Nuckolls and Webster Counties to gain access to First Call for Help (FCFH), a comprehensive information and referral service.*
- C-3344/PI-92 In the Matter of the Commission, on its own motion, seeking Comment on the request by United Way of the Midlands to be assigned the use of “211” in Boone, Nance, Platte and Colfax Counties for access to First Call for Help (FCFH), a comprehensive information and referral service.*
- C-3403/PI-95 The Commission, on its own motion, seeking comment on the request by United Way of the Midlands to be assigned the use of “211” for Polk and Butler Counties to gain access to First Call for Help (FCFH), a comprehensive information and referral service.*
- C-3454/PI-103 In the Matter of the Commission, on its own motion, seeking comment on the request by United Way of the Midlands to be assigned the use of “211” in Burt, Cummings and Thurston counties for access to First Call for Help (FCFH), a comprehensive information and referral service.*
- C-3464/PI-105 In the Matter of the Commission, on its own motion, seeking comment on the request by United Way of the Midlands, to be assigned the use of “211” in Thayer county for access to First Call for Help (FCFH), a comprehensive information and referral service.*

After a hearing or public meeting on each of the above-listed dockets, the Commission approved requests by United Way of the Midlands to be assigned use of “211” as the dialing code for First Call for Help (FCFH) services, a comprehensive information and referral service in the listed counties.

- C-3324 In the Matter of the Application of N.E. Colorado Cellular, Inc. d/b/a Viaero Wireless, Fort Morgan, Colorado, seeking a designation as an eligible telecommunications carrier under 47 U.S.C. Section 214(e)(2).*

On December 23, 2004 N.E. Colorado Cellular Inc. d/b/a Viaero Wireless (Viaero) of Fort Morgan, Colorado filed an application asking the Commission to designate it as an eligible telecommunications carrier pursuant 47 U.S.C. Section 214(e)(2) of the federal Telecommunications Act of 1996 (the Act). A number of rural telephone companies intervened in the case. Viaero amended the application on May 2, 2005. The Act and FCC rules, regulations and orders offer some guidance for the designation process. The Commission reviews the application to determine whether the applicant will offer the supported services as defined by the FCC throughout the designated area, whether the applicant will sufficiently advertise its services throughout the area. In areas served by

rural telephone companies as defined by the Act, the Commission must also find the designation will serve the public interest.

Viaero also requested permission to serve areas below the study area level, in other words an area smaller than some exchanges of the incumbent local telephone carrier. This requires the Commission to determine whether sufficient protections are in place to prevent the carrier from serving only the low cost customers in the rural incumbent's exchange. If the Commission finds the protections are not in place, Viaero must seek further permission from the FCC to receive support in a service area below the study area level.

A hearing was held on Viaero's application on July 18, 19 and 20, 2005 in Lincoln and McCook. The parties requested the opportunity to file post hearing briefs and reply briefs. A Commission decision is expected in October.

C-3345/PI-93/NUSF-42 In the Matter of the Nebraska Public Service Commission, on its own motion, seeking to investigate Qwest's Switched Access Charge Rates.

After Qwest Corporation increased its intrastate switched access rates in Nebraska, the Commission opened an investigation to determine whether the rates Qwest charges for switched access were reasonable. The Commission began its inquiry on February 23, 2005. Several other interested companies intervened. The Commission staff filed a motion to suspend the tariff. The Commission heard arguments on the issue of whether Qwest properly implemented the access rates by changing its tariff unilaterally in light of the Commission's NUSF orders approving a lower rate. The Commission is deciding that issue presently and is likely to make its decision and likely to hold a hearing on the rate structure Qwest would like to implement in the near future.

C-3447/PI-101 In the Matter of the Commission on its own motion, to review the Qwest Corporation rate center consolidation plan.

On July 19, 2005, the Commission opened an investigation to review a rate center consolidation plan submitted by Qwest. According to Qwest's submission, three rate centers, Gretna, Elkhorn and Omaha could be consolidated into one rate center without any changes to existing local calling for Qwest customers. This is the second rate center consolidation plan considered by the Commission. The Commission approved Qwest's first consolidation plan which consolidated Elkhorn, Waterloo, Valley and Bennington with the Elkhorn rate centers and consolidated the Gretna and Springfield rate center with Gretna rate center. The current plan would further consolidate the Elkhorn and Gretna rate centers with the Omaha rate center. The Commission considered whether the plan serves the public interest by analyzing the impact on consumers, numbering resources, and extended area service. Comments on the plan were due on August 22, 2005. On August 30th, 2005, the Commission approved Qwest's rate center consolidation plan.

C-3351 In the Matter of the Petition of Dieca Communications, Inc. d/b/a Covad Communications Company for Arbitration of an Interconnection Agreement with Qwest Corporation.

On February 14, 2005, Dieca Communications, Inc. d/b/a Covad Communications Company (Covad) filed a Petition for Arbitration against Qwest Corporation. The issue to be arbitrated was whether the Parties' Agreement should provide for access to network elements pursuant to Section 271 of the Telecommunications Act of 1996 (the Act) as well as Section 251 of the Act and whether the FCC's Triennial Review Remand Order (TRRO) preempted states from imposing unbundling obligations under state law. The parties agreed that Paul Hartman should act as the Arbitrator in this case. Covad and Qwest have filed briefs and reply briefs. A decision is expected to be made by the arbitrator within the next couple of months. The Commission will then review the arbitrator's decision to determine whether it comports with the provisions of the Act.

C-3429 In the Matter of Sprint Communications Company L.P., Overland Park, Kansas, Petition for arbitration under the Telecommunications Act, of certain issues associated with the proposed interconnection agreement between Sprint and Southeast Nebraska Telephone Company, Falls City.

On May 22, 2005, Sprint Communications Company L.P. (Sprint) filed a Petition seeking arbitration with Southeast Nebraska Telephone Company (SENTCO) a rural telephone company. One of the issues to be decided in this arbitration is whether Sprint, who is terminating traffic on behalf of Time Warner should be considered a "telecommunications carrier" as defined by the Act. In making this determination the Commission must interpret the definition of "end user" or "end user customer." The Commission determined it should act as the arbitrator in this dispute. The parties agreed to a progression schedule. A hearing was held on August 10, 2005. The Commission ruled Sprint was not acting as a "telecommunications carrier" in this situation. Accordingly, SENTCO did not have a duty to interconnect with Sprint who was acting as an intermediary for the retail service provider. Moreover, the Commission ruled, SENTCO was not required to pay reciprocal compensation to Sprint for the exchange of traffic.

PI-83 In the Matter of the Nebraska Public Service Commission, on its own motion, to investigate the feasibility and propriety of the regulation of wireless carriers in those areas not otherwise regulated by the Federal Communications Commission.

Two legislative resolutions, LR 264 and LR309 were passed in 2004 directing the Transportation and Telecommunications Committee to conduct an interim legislative study on the propriety and feasibility of expanding state regulatory authority to include wireless carriers. LR 309 specifically requested input from the Nebraska Public Service Commission. Therefore, on July 7, 2004, the Commission opened Docket No. PI-83.

In order to provide useful information to the Legislature, the Commission held public meetings in Omaha, Lincoln, Fremont, North Platte, McCook, Grand Island, Norfolk, and Scottsbluff to allow consumers and industry to comment on issues relating to wireless service. The Commission also accepted written comments. A hearing was held on September 23, 2004 and a recommendation was made by the Commission to seek legislation granting the Commission limited authority over wireless carriers regarding billing and service agreements.

LB 344 was introduced by Senator Baker. However, the Transportation and Telecommunications Committee indefinitely postponed it. Although the Commission lacks regulatory authority over wireless carriers, wireless carriers register with the Commission and the Commission continues to log complaints from consumers regarding their wireless service. The Commission can only act informally as a liaison between consumers and wireless carriers to resolve complaints.

2. Local Competition

A. Competitive Local Exchange Carriers

The following companies received new or applied for extended authority during the 2004-2005 fiscal year to provide local service in the corresponding territories in Nebraska:

Carrier	Territory to be Served	Granted Authority
Global Connection Inc., of America	Statewide	8/24/04
Northstar Telecom, Inc.	Qwest, Alltel, Frontier/Citizens & Sprint	11/23/04
Time Warner Cable Information Services, LLC	Statewide	11/23/04
Ernest Communications, Inc.	Qwest, Sprint, Alltel, Citizens	12/14/04
Dark Fiber Solutions	Alltel, Citizens, Qwest & Sprint	3/08/05
France Telecom Corporation Solutions, LLC	Qwest, Alltel, Frontier/Citizens & Sprint	3/22/05
UCN, Inc.	Qwest, Alltel, Frontier/Citizens & Sprint	5/4/05
VCI Company, d/b/a Vilaire Communication Inc.	Qwest, Alltel, Frontier/Citizens & Sprint	05/11/05
Diode Telecommunications	Statewide	5/11/05
New Rochelle	Alltel, Citizens, Qwest and Sprint	6/14/05
Matrix Telecom	Qwest, Citizens/Frontier, Alltel, Sprint	6/28/05
Pacific Centrex Services, Inc.	Statewide	6/14/05
Metropolitan Telecommunications of Nebraska	Alltel, Citizens, Qwest & Sprint	7/6/05
Bell South Long Distance, Inc.	Qwest, Alltel, Sprint	8/2/05
Trans National, Inc.	Statewide	9/21/05
Lightyear Network Solutions, LLC	Qwest, Alltel, Frontier/Citizens & Sprint	8/9/05

There are currently 91 carriers that have received certificates of public convenience and necessity to provide competitive local exchange services in Nebraska; however, not all carriers are currently offering local service in Nebraska.

B. Interconnection Agreements

Under the Telecommunications Act of 1996, a company wanting to compete with a local exchange carrier (LEC) needs to enter into an interconnection agreement with the LEC in whose territory it wishes to offer service. A company may reach an interconnection agreement with a LEC in one of three ways: 1) It may voluntarily negotiate an interconnection agreement; 2) Request adoption of a Commission-approved interconnection agreement in accordance with Section 252(i) of the Act; or 3) Ask for mediation or arbitration if voluntary negotiations are not successful at reaching a mutually-acceptable interconnection agreement. All interconnection agreements that have been approved by the Commission can be found on the Commission's website at <http://www.psc.state.ne.us>. The agreements are divided into the following three categories: 1) Voluntarily-negotiated interconnection agreements; 2) Section 252(i) interconnection agreements; and 3) Arbitrated interconnection agreements.

3. Service Testing & Outage Report

The Commission ensures Nebraskans are receiving quality telecommunications service by periodically reviewing performance data provided by telephone companies and by monitoring consumer complaints for indications of potential problems requiring further investigation. All local exchange carriers are using digital switches designed to perform a series of self-diagnostic tests, which makes the monitoring and identification of service quality issues much easier. The Commission's technical staff offers assistance in identifying the source of service problems and is available to assist in resolving service complaints from consumers across the state.

The current service quality standards in the Commission's Telecommunications Rules and Regulations were developed for traditional copper based switched circuit technology. The Commission Staff is conducting the final review of the existing service quality rules and will propose changes intended to be technology neutral.

Reports are required to be filed with the Commission by local exchange carriers when service outages are experienced. The report provides the date and time of the outage, the geographic area affected; the cause of the outage, if known; and an estimate of the access lines affected. Within five days, a final report is filed showing the number of customer trouble reports received related to the outage and the corrective action taken. The following tables show the number of service outages and causes, as well as the total number of outages and access lines affected during the past nine years.

	Cable Cuts	Telephone Equipment Malfunction	Weather	Accidental	Maintenance	Unknown
1996-1997	40	33	8	6	0	12
1997-1998	98	33	12	4	4	13
1998-1999	90	43	6	3	3	11

	Cable Cuts	Telephone Equipment Malfunction	Weather	Accidental	Maintenance	Unknown
1999-2000	62	17	4	9	11	21
2000-2001	60	22	5	4	12	70
2001-2002	47	30	3	2	6	40
2002-2003	31	29	5	5	0	28
2003-2004	42	26	2	2	3	23
2004-2005	18	23	2	1	1	8

	Total Service Outages	Total Affected Access Lines	Average Number of Access Lines Affected per Outage
1996-1997	99	244,899	2,474
1997-1998	164	199,900	1,219
1998-1999	156	225,248	1,444
1999-2000	124	276,261	2,228
2000-2001	173	300,276	1,746
2001-2002	127	280,447	2,208
2002-2003	100	201,659	1,027
2003-2004	98	103,571	1,057
2004-2005	63	75,175	1,193

4. Telecommunications Relay Services

Telecommunications Relay Service (TRS) is a telephone transmission service that provides the ability for a person who has a hearing or speech impairment to engage in a voice communication with a hearing person in a manner that is functionally equivalent to that of someone without such a disability. Such a definition includes service that enables two-way communication between an individual who uses a text telephone (TTY) or other nonvoice terminal device and an individual who does not have such a device. Communications Assistants (CAs) transmit (Relay) written communication from a text telephone or other nonvoice terminal device to a person using a standard telephone. The person using the standard telephone speaks to the CA who transmits the message to the hearing impaired individual.

The relay is funded through a monthly surcharge on all access lines, including voice-based wireless lines. The monthly TRS surcharge was 10 cents per access line in 1993 and 1994. It was seven cents in 1995, 1996 and 1997. In 1998 the surcharge was reduced to six cents, and it was reduced to five cents for the years 1999 through 2001. In

2002 and 2003, the surcharge increased to six cents and seven cents, respectively. LB 530 which became law during the 2003 Legislative Session changed the date of the public hearing to determine the surcharge level from October 1 to April 1 of each year. This bill also changed the effective date for the annual surcharge set by the Commission from January 1 to July 1. For the new assessment period July 1, 2004 through June 30, 2005, the surcharge remained at seven cents. The surcharge will remain at this level for July 1, 2005 through June 30, 2006.

The definition of TRS extends to speech-to-speech (“STS”), video relay services (“VRS”), Internet Protocol (“IP”) and non-English language relay services (Spanish-to-Spanish) STS. These were mandated by CC Docket 98-67, FCC 00-56, *In the Matter of Telecommunications Relay Services and Speech-to-Speech Services for Individuals with Hearing and Speech Disabilities*, (See also *Order On Reconsideration* CC Docket 98-67, FCC 00-200, released June 5, 2000. This order amended the effective dates for compliance with most of the amended rules adopted in the TRS Order).

In 1995, the Legislature created the Nebraska Equipment Distribution Program, which enables qualifying deaf, hard-of-hearing and/or speech-impaired citizens to obtain specialized telecommunications equipment at no expense, subject to certain program restrictions. Funded by the Relay Surcharge, telecommunications equipment, such as text telephones, amplifiers, and signaling devices are available to deaf, hard-of-hearing and/or speech-impaired consumers. For the fiscal year ending June 30, 2005, \$368,569 was expended in the program as compared to \$224,680 for the previous period. Households served in the fiscal year ending June 30, 2005 total 950 as compared to 718 for the previous period. Cumulative expenditures in this program total \$1,544,829 since the program began in April 1996.

Recent Developments in Telecommunications Relay Service – State Level

1) Internet Protocol (IP) and Video Relay Service (VRS).

Hamilton currently offers Internet relay as a 24-hour service that allows computers and other web-based devices to connect to the relay center via the Internet to call any standard telephone user, voice carryover (VCO) or hearing carryover (HCO) user. This access is accomplished by going to Hamilton’s relay website at www.hiprelay.com to place a relay call. The CA workstation makes an internet connection to the requesting user and the call is processed just like any other inbound text relay call. Since there is no current method to determine where the Internet call originated from, all Internet relay calls are placed free of charge to the originating caller. Currently, the Interstate TRS fund is paying for all Internet-enabled relay minutes.

Hamilton Video Relay Service (www.hipvrs.com) is available to individuals who use a of sign language and/or speech video equipment and high speed internet access to communicate with voice telephone users. Hamilton provides VRS in conjunction with Birnbaum Interpreting Services (BIS). An interpreter at the relay center answers the call and communicates in sign

language with the caller. The interpreter will relay the call by translating the calling party's sign language into voice for the called party. The relay call will then be translated from voice to sign language. The user will reach the video relay service platform, via the Internet.

Individuals can place a video relay call in either of two ways: 1) By using a videophone, high speed internet connection and a television; or by 2) using a computer and a webcam. Simply dial [call hipvrs.com](http://call.hipvrs.com) into a videophone, such as a D-Link DVC-1000, to connect with a Hamilton Internet Protocol (HIP) VRS interpreter. If you use option 2, you will go to www.hipvrs.com to reach a HIP VRS interpreter.

Hamilton will distribute D-Link video conferencing equipment to deaf/hard of hearing individuals. The D-Link turns any TV into a broadband videophone. It sits on top the TV and contains a video camera. To qualify and receive a free D-Link from Hamilton, you need to have the following:

- Videophone Broadband internet connection (256 kbps or faster upload and download). To find out how fast your internet connection is, go to <http://www.dslreports.com/stest>;
- A television or RF Modulator that has video and audio jacks;
- No firewall. You can use HIP VRS if you are behind a firewall ONLY if the firewall is aware of H.323 compatible software such as the D-Link DVC-1000;
- A router is needed if the ISP is only providing one IP address and you would like to have multiple devices connected to the internet, i.e., a computer.

For additional questions, contact Hamilton at 1-800-322-5299 V/TTY, by email at tina.collingham@hamiltonrelay.com or by mail at Hamilton Telecommunications, P.O. Box 284, Aurora, NE 68818. Once you receive your D-Link videophone, you can follow Hamilton's interactive web-based instructions for installation by going to www.hipvrs.com and click on "D-Link Instructions" or go directly to www.hipvrs.com/d-link.

- 2) **CapTel Service Offered October 1, 2004.** The Commission entered into a contract addendum with Hamilton on June 29, 2004 to provide CapTel service which Hamilton began offering on October 1, 2004. The contract addendum called for an initial 50 users with the provision to add 10 users each month thereafter. The Commission reached the initial 50-user threshold in February, 2005. CapTel is a new technology developed by Ultratec, Inc., of Madison, Wisconsin that allows individuals with hearing loss to view word-for-word captions of their telephone conversations. CapTel telephones feature a built-in screen that allows viewing text while listening to the voice of the other party. Specially trained operators "re-voice" what the hearing user says into voice-recognition equipment, which converts the words to text messages that can be read on the CapTel phone's screen. To apply for a CapTel phone, call the Commission at 1-800-526-0017 Voice/TTY or (402)

471-0225 TTY or (402) 471-0225 Voice. You can also call the Nebraska Commission for the Deaf and Hard of Hearing at (402) 471-3593 Voice/TTY or State-Wide Toll Free 1-800-545-6244 Voice/TTY.

The relay statistics table at the end of this section includes CapTel conversation minutes, CapTel monthly service costs and the expenditures incurred for the Equipment Distribution Program for CapTel equipment beginning in October, 2004.

- 3) **Commission Approves Contract Renewal Option.** The Public Service Commission approved a renewal option with Hamilton to extend the current contract for relay services for an additional two-year term expiring June 30, 2007. The current contract was entered into July 1, 2002 for an initial three-year term with two (2) two-year (2-year) renewal terms which could extend the contract to June 30, 2009.
- 4) **High-Speed Technology Demonstrations.** The Commission co-sponsored three high-speed technology demonstration workshops presented in Omaha (September 4, 2005), Lincoln (January 5, 2005) and Kearney (April 11, 2005). These workshops were designed to educate and inform the public regarding high speed internet connection options (DSL, cable modem access), D-Link VideoPhone use, Video Relay Service demonstrations, CapTel (Captioned Telephone) and the latest in mobile wireless equipment such as BlackBerry devices. Hamilton provided demonstrations of their Internet Relay, Video relay and CapTel services.

Recent Developments in Telecommunications Relay Services – Federal Level

- 1) **Further Notice Of Proposed Rulemaking (CG Docket No. 03-123).** This rulemaking (released June 30, 2004) is still outstanding by the FCC and addresses a number of issues including: 1) The appropriate cost recovery methodology for VRS; 2) What type of mechanism should be used to determine which IP Relay and VRS calls are interstate and intrastate; 3) Whether or not IP Relay and/or VRS should become mandatory forms of TRS; 4) Whether IP Relay and/or VRS should be required to be offered 7 days a week, 24 hours a day; and 5) Adopting a speed of answer requirement for VRS (this issue is addressed in item 3.b which follows). It should be noted that the FCC also raised the issue of whether there should be separate compensation rates for traditional TRS and IP Relay.
- 2) **On June 16, 2005 the Consumer & Governmental Affairs Bureau reminded states and Telecommunications Relay Service providers that they must submit their annual consumer complaint log summaries for the 12-month period ending May 31, 2005, on or before July 1, 2005.** The FCC requires state TRS programs to maintain a log of consumer complaints that allege violations of the federal TRS mandatory minimum

standards. The Public Service Commission satisfied this requirement on June 23, 2005. A copy of this complaint summary is available by contacting the PSC or accessing the FCC's website.

- 3) On July 14, 2005 the Federal Communications Commission issued the following three orders relating to TRS services (a fourth order by the FCC on closed captioning was also issued on this date):
 - a) **Commission Clarified That Two-Line Captioned Telephone Service Is Eligible For Compensation From The Interstate Fund.** Two-line captioned service allows the user to simultaneously listen to and read what the other person is saying; however, because of the second line, enhanced calling features such as call return (*69), call waiting and call forwarding are also available. Also, when calling 911, the person doesn't lose the captions that the single line user would experience. Two-line captioned telephone service also allows two or more persons to be on the line at the same time (by using another extension in the same house) because the primary connection is a direct voice connection.
 - b) **New Rules Adopted to Improve Video Relay Service.** VRS is a form of TRS that allows an individual with a hearing or speech disability to communicate by telephone or other means with a person without such a disability. This service uses sign language through a communications assistant (CA), who facilitates the call via a video link rather than typed text. The NECA administration reports that as of April, 2005 the monthly minutes of use for VRS were approximately 1.8 million, a ten-fold increase in the last two years. The new rules established mandatory speed of answer requirements for VRS, required the service to be offered 24 hours a day, seven days a week (24/7), and permits VRS Mail to be recovered through the interstate fund. "Speed of answer" is defined as the time between receipt of dialing information and the dialing of the requested number.

Specifically, the new rules require that:

- The speed of answer will be phased in as follows and measured on a monthly basis: 1) By January 1, 2006 VRS providers must answer 80 percent of all VRS calls within 180 seconds; 2) By July 1, 2006, 80 percent of all VRS calls within 150 seconds; and 3) By January 1, 2007, 80 percent of all VRS calls must be answered within 120 seconds.
- To be able to receive compensation from the Interstate TRS fund, the service must be offered 24/7.
- VRS Mail will be eligible for compensation from the Interstate TRS fund. When a deaf or hard of hearing person makes a VRS call to a hearing person who is unavailable to take the call, the VRS user can leave a voice message for the hearing person, and the cost associated with doing that will be paid for by the interstate fund.

- c) **ASL-Spanish Translation Video Relay Service is now Eligible For Compensation From the Interstate TRS Fund.** Spanish translation Video Relay Service (VRS) – a service in which the CA translates what is signed in American Sign Language (ASL) into spoken Spanish, and vice versa – is now a form of TRS compensation from the Interstate TRS fund. This service will allow deaf Spanish-speaking people to communicate with other hearing Spanish-speaking people. The record in this proceeding indicated that nearly 40 million Latinos are living in the United States, with this number projected to reach over 60 million by 2025, representing over 18% of the population. This is the largest minority population in the nation.

While allowing ASL-Spanish Translation for Interstate fund compensation, the FCC did not mandate that providers offer Spanish translation VRS.

The following table displays statistics relative to the operation of the Nebraska Relay System and Equipment Distribution Program:

Telecommunications Relay Service-Selected Statistics (Session Minutes/CapTel Conversation Minutes)												
							Monthly Activity Cost				Surcharge	
	Total Calls (Outbound)	Average Call Length (Outbound)	Total Minutes of Use	Interstate Minutes	Intrastate Minutes	CapTel Interstate CM	TRS Program CapTel (\$Amt.)	Total TRS Program	Equip. Program CapTel (\$Amt.)	Total Equipment Program	Revenue	Rate
Jun-02	26,248	4.17	112,313	17,649	94,664			88,132.00		20,874.56	99,988.00	\$0.06
Jul-02	26,506	4.17	113,308	16,298	97,010			86,824.00		18,248.62	100,681.00	\$0.06
Aug-02	27,569	4.14	117,116	16,566	100,551			89,993.00		10,320.23	100,349.00	\$0.06
Sep-02	26,215	4.02	108,225	16,961	91,264			81,681.00		18,193.43	99,727.00	\$0.06
Oct-02	27,023	4.24	117,882	17,938	99,943			89,449.00		8,072.96	100,592.00	\$0.06
Nov-02	25,622	4.17	109,655	16,368	93,287			83,492.00		19,732.59	100,168.00	\$0.06
Dec-02	25,974	3.98	105,888	15,519	90,369			80,880.00		9,402.91	100,908.00	\$0.06
Jan-03	27,047	4.23	117,298	17,023	100,275			89,746.00		18,776.75	116,541.00	\$0.07
Feb-03	25,143	4.17	107,630	16,204	91,426			81,826.00		19,710.30	118,515.00	\$0.07
Mar-03	25,769	4.15	110,041	16,596	93,445			83,633.00		0.00	117,916.00	\$0.07
Apr-03	26,140	4.11	110,509	15,181	95,328			85,319.00		41,151.00	119,518.00	\$0.07
May-03	26,781	3.91	108,557	14,510	94,047			84,172.00		20,340.15	119,188.00	\$0.07

Telecommunications Relay Service-Selected Statistics (Session Minutes/Captel Conversation Minutes)												
							Monthly Activity Cost				Surcharge	
	Total Calls (Outbound)	Average Call Length (Outbound)	Total Minutes of Use	Interstate Minutes	Intrastate Minutes	CapTel Interstate CM	TRS Program Captel (\$Amt.)	Total TRS Program	Equip. Program Captel (\$Amt.)	Total Equipment Program	Revenue	Rate
	25,718	3.96	105,454	15,987	89,468			80,074.00		26,673.16	119,308.00	\$0.07
Jul-03	24,072	4.08	101,327	15,147	86,180			77,131.00		2,711.01	119,083.00	\$0.07
Aug-03	25,047	4.01	103,516	14,969	88,547			79,249.00		27,282.53	119,100.00	\$0.07
Sep-03	23,519	4.03	97,489	14,411	83,078			74,355.00		15,742.08	118,829.00	\$0.07
Oct-03	24,198	4.07	101,245	13,979	87,266			78,103.00		25,529.18	119,197.00	\$0.07
Nov-03	22,495	4.20	96,904	14,909	81,995			73,386.00		7,733.91	117,782.00	\$0.07
Dec-03	25,696	4.22	111,068	17,129	93,939			84,075.00		16,542.33	119,417.00	\$0.07
Jan-04	26,590	4.17	113,402	15,918	97,484			87,248.00		20,859.12	118,934.75	\$0.07
Feb-04	25,351	4.17	108,176	15,695	92,481			82,769.79		27,256.64	120,682.50	\$0.07
Mar-04	26,695	4.18	114,481	16,692	97,789			87,520.90		29,292.04	120,006.19	\$0.07
Apr-04	25,770	3.98	105,017	15,787	89,230			79,861.21		8,969.60	120,501.73	\$0.07
May-04	25,329	3.87	100,583	14,571	86,013			76,981.21		24,457.84	120,161.96	\$0.07
Jun-04	25,174	3.89	100,603	14,984	85,619			76,628.82		18,303.67	121,658.59	\$0.07

Telecommunications Relay Service-Selected Statistics (Session Minutes/CapTel Conversation Minutes)												
							Monthly Activity Cost				Surcharge	
	Total Calls (Outbound)	Average Call Length (Outbound)	Total Minutes of Use	Interstate Minutes	Intrastate Minutes	CapTel Intrastate CM	TRS Program CapTel (\$Amt.)	Total TRS Program	Equip. Program CapTel (\$Amt.)	Total Equipment Program	Revenue	Rate
Jul-04	24,075	4.08	101,185	15,901	85,284			76,329.55		12,691.44	121,687.30	\$0.07
Aug-04	25,246	4.02	104,261	15,921	88,340			79,628.44		25,677.58	121,114.82	\$0.07
Sep-04	22,776	4.19	98,305	14,605	83,700			74,911.80		11,345.25	120,981.93	\$0.07
Oct-04	22,398	4.12	95,172	14,571	80,601	255	370.10	72,508.08	1,197.00	27,434.92	120,901.03	\$0.07
Nov-04	21,190	4.23	92,295	14,104	78,190	329	477.43	70,457.52	2,247.00	55,352.66	121,109.27	\$0.07
Dec-04	22,119	4.22	95,797	15,134	80,663	1,533	2,222.52	74,415.91	8,379.00	48,924.25	120,692.83	\$0.07
Jan-05	21,410	4.28	94,407	14,679	79,728	3,673	5,325.79	76,682.77	7,581.00	43,431.32	121,978.66	\$0.07
Feb-05	18,650	4.35	83,425	13,855	69,570	3,386	4,909.12	67,174.16	1,995.00	8,694.67	122,523.72	\$0.07
Mar-05	20,390	4.32	90,305	13,792	76,514	4,534	6,574.53	75,054.20	6,783.00	39,100.74	122,149.94	\$0.07
Apr-05	18,809	4.31	83,704	13,207	70,497	4,259	6,174.83	69,269.82	5,586.00	52,662.21	121,913.35	\$0.07
May-05	19,963	4.17	85,993	12,216	73,777	3,875	5,619.11	71,649.74	3,192.00	21,514.60	121,961.22	\$0.07
Jun-05	20,599	4.22	89,983	13,018	76,964	4,483	6,500.77	75,383.96	4,389.00	21,739.08	122,961.00	\$0.07

Telecommunications Relay Service Supplemental Information - Selected Statistics (CapTel Conversation Minutes)						
					Monthly Activity Cost	
	CapTel Total CM	CapTel Total Calls (Completed)	Ave Call Length (Completed)	CapTel Intrastate CM	TRS Program CapTel (\$Amt.)	Equipment Program CapTel (\$Amt.)
Oct-04	299	90	3.33	255	370	1,197.00
Nov-04	544	197	2.76	329	477	2,247.00
Dec-04	1,928	619	3.11	1,533	2,223	8,379.00
Jan-05	4,046	1,031	3.92	3,673	5,326	7,581.00
Feb-05	3,753	1,060	3.54	3,386	4,909	1,995.00
Mar-05	5,121	1,522	3.36	4,534	6,575	6,783.00
Apr-05	4,740	1,466	3.23	4,259	6,175	5,586.00
May-05	4,452	1,319	3.38	3,875	5,619	3,192.00
Jun-05	5,338	1,495	3.57	4,483	6,501	4,389.00

5. Extended Area Service

Extended Area Service (EAS) allows customers in one exchange to place calls to and receive calls from another exchange without paying additional long distance charges. The key points of the basic rules and regulations established by the Commission relating to EAS are:

2. A petition seeking to establish EAS must contain the signatures of 750 customers, or 25 percent of the customers of the exchange, whichever is less.
3. To determine if sufficient traffic exists to establish EAS, certain criteria must be met in at least two of the three most recent months for which data is available.
4. A telephone company may file an Optional Enhanced Area Calling Plan (OEACP) as an alternative to EAS.
5. If the minimum required signatures is obtained, and there is sufficient traffic to meet the requirements, informational meetings must be held in the petitioning exchange to inform the public of the proposed rates for EAS and to assess the public's interest in receiving EAS.
6. When put to a vote, EAS must receive the support of more than 50 percent of the customers affected who vote.
7. Following an unsuccessful attempt at implementing EAS, at least 12 months must lapse before additional attempts for EAS are made.

On October 13, 2004, the Commission granted application C-3131 which established EAS service between the Sumner and Kearney exchanges. The service was to be implemented on or before December 15, 2004.

Currently there are no pending EAS applications.

6. Numbering Issues

Area Code Conservation Efforts

Background

In May of 1999, the Commission received information from the North American Number Plan Administrator that the number of assignable prefixes (otherwise known as central office NXX codes) available for area code 402 was in danger of being depleted in less than two years. The 402 area code covers the eastern third of the state and including communities such as Omaha, Lincoln, Norfolk, Hastings, Fremont, Columbus, O'Neil and Beatrice.

The Commission opened a public investigation and determined that employing number conservation methods could significantly delay the need for area code relief measures. Possible area code relief measures are area code boundary changes, splitting an area code, or introducing a new area code overlaid on an existing area code. In September of 1999, the Commission filed a petition with the Federal Communications Commission (FCC) requesting authority to implement area code conservation methods within Nebraska, with special attention on the 402 area code. Specifically, the Commission requested authority for thousands-block number pooling, reclaiming unused central office codes, auditing number assignments, and reviewing distribution activities of service providers. Thousands-block number pooling allows telecommunications carriers that require new numbering resources to receive numbers in blocks of 1,000, rather than an entire central office code, which contains a block of 10,000 numbers.

On July 20, 2000, the FCC released an order granting the Commission's petition. The Commission set July 1, 2001, as the deadline for implementation of thousands-block number pooling in the Omaha Metropolitan Statistical Area rate center. The cumulative effect of the conservation measures, and the voluntary efforts of the telecommunications carriers in Nebraska, resulted in extending the forecasted exhaust date for numbering resources in the 402 area code from the second quarter of 2001 to the first quarter of 2004.

On a national level the FCC set November 24, 2003, as the date at which all wireless carriers must be capable of supporting thousands-block pooling regardless of the geographical area served. The FCC also set May 24, 2004, as the date at which all wireline carriers serving rate centers in the top 100 MSAs must be capable of supporting thousands-block number pooling and local number portability. The only Nebraska MSA in the top 100 is Omaha-Council Bluffs, ranked at 60. The effect of these pooling requirements, combined with continued efforts at the state level, resulted in the issuance of a new forecast being issued in June of 2004 setting the forecasted exhaust date at the second quarter of 2006.

The national Pooling Administrator has in place all necessary tools and processes to enable thousands-block pooling by carriers within the same rate center in both the 308 and 402 area codes. At the request of the Commission, the Pooling Administrator has classified all Nebraska rate centers as voluntary pooling capable. This allows any capable carrier to

donate to, or use numbering resources from the thousands-block number resource pool instead of opening one of the existing central office codes consisting of 10,000 numbers.

On November 13, 2003, the Commission opened Docket No. C-3049 to conduct an investigation of various proposed solutions for extending the life of area codes 308 and 402. The Commission held hearings and workshops while staff worked with various industry groups to identify and evaluate alternative methods, which could extend the life of the numbering resources in Nebraska. It was the conclusion of the work shop that while alternate methods of implementing thousands-blocks numbering resources were technically feasible, there were significant unresolved issues related to the routing of calls and appropriate carrier compensation.

Current Status

There are two primary methods of extending the life of numbering resources in an area code; thousands-block number pooling and rate-center consolidation. Both techniques can be applied on a rate-center by rate-center basis to achieve specific objectives.

As part of the efforts under C-3049, the Commission requested the North American Numbering Plan Administrator to conduct a pro forma evaluation of the impact of mandatory pooling on the forecasted exhaust date for Area Code 402. The evaluation considered only those exchanges in which there are currently two or more carriers. The evaluation indicated that mandatory pooling could move the forecasted exhaust date for area code 402 from the second quarter of 2006 to the third quarter of 2010.

Under the current rules and regulations the implementation of mandatory pooling can occur only if the FCC issues specific authority to Nebraska. On November 11, 2004 Nebraska submitted a petition to the FCC for delegated authority to implement mandatory thousands-block number pooling in selected rate centers within the 402 area code. At this time six other states have submitted similar petitions and to date all comments submitted on the petitions have been in support of the petition. The Commission is still waiting for a ruling from the FCC.

On July 12, 2005 Qwest proposed to the Commission a plan to merge the Gretna, Elkhorn, and Omaha rate centers into one consolidated rate center at Omaha. The Commission opened Application C-3447/PI-101 to solicit input on the proposed rate center consolidation. This type of action enables existing numbering resources to be used over a larger geographic area providing significant expansion capability without using new central office codes. The Commission approved the proposed rate center consolidation on August 30, 2005. The exact implementation date is dependent upon the FCC approval of a technical implementation issue.

Other wireline and wireless carriers continue to cooperate with the Commission and use voluntary thousands-block number pooling to support new customer needs and market expansion.

The North American Numbering Plan Administration reports indicate the following status of Nebraska's numbering resources as of September 1, 2005.

Area Code	NXX Codes Assigned	NXX Codes Available
308	329	471
402	724	76

Reports from the Pooling Administrator identify that voluntary pooling in Nebraska has resulted in the following donation and utilization of thousands-blocks in the Nebraska as of September 1, 2005.

Area Code	Thousands - Blocks Assigned	Thousands - Blocks Available	Estimated Full NPA-NXX Codes Saved
308	24	322	12
402	164	771	27

The Pooling Administrator estimates that 12 full NPA-NXX codes in area code 308 have been saved since the first thousands-blocks were donated in April 25, 2003, and 27 full NPA-NXX codes in area code 402 have been saved by thousands-block number pooling since the first thousands-blocks were donated to the pool on October 31, 2001.

The cumulative effect of the conservation actions promoted by the Commission has resulted in the North American Numbering Plan Administrator extending the most recent forecasted exhaust date for the 402 area code from the second quarter of 2006 reported last year to the fourth quarter of 2006. The forecasted exhaust date for the 308 area code has also been extended from the second quarter of 2026 to the third quarter of 2026. However, with the advent of new technologies such as Voice over Internet Protocol, and the unknown demand upon numbering resources, forecasted exhaust dates remain very dynamic.

The Commission believes that the number conservation method's the Commission has urged carriers to implement has been successful in delaying the need for costly and potentially confusing area code relief measures. The Commission will continue to seek out and implement number conservation methods and procedures, and will encourage voluntary cooperation, including implementing number pooling, by telecommunications carriers operating in Nebraska. These steps should extend the life of our two area codes and delay the substantial cost to the industry and consumers associated with any area code relief plan.

N11 Dialing Codes

Background

The FCC designated various three-digit dialing, or “N11,” codes for specific purposes in CC Docket No. 92-105, *In the Matter of the Use of N11 Codes and Other Abbreviated Dialing Arrangements*. State commissions, in turn, are delegated the responsibility of implementing the assigned dialing codes. Nebraska has assigned the use of “211,” “511” and “711.” By tradition 911 has been reserved for access to emergency services, typically through a Public Service Answering Point (PSAP). For each code, carriers seeking cost recovery are required to make an application to the Commission for reimbursement. To date, no carriers have applied for cost recovery.

Specific information on the N11 dialing codes implemented in Nebraska is provided in the following sections.

211 Dialing Code

The Commission assigned “211” to United Way of the Midlands for access to “First Call for Help.” First Call for Help connects people in need of health and human services assistance with the appropriate providers of such services. Dialing “211” does not result in any additional telephone charges for the consumer.

Current Status

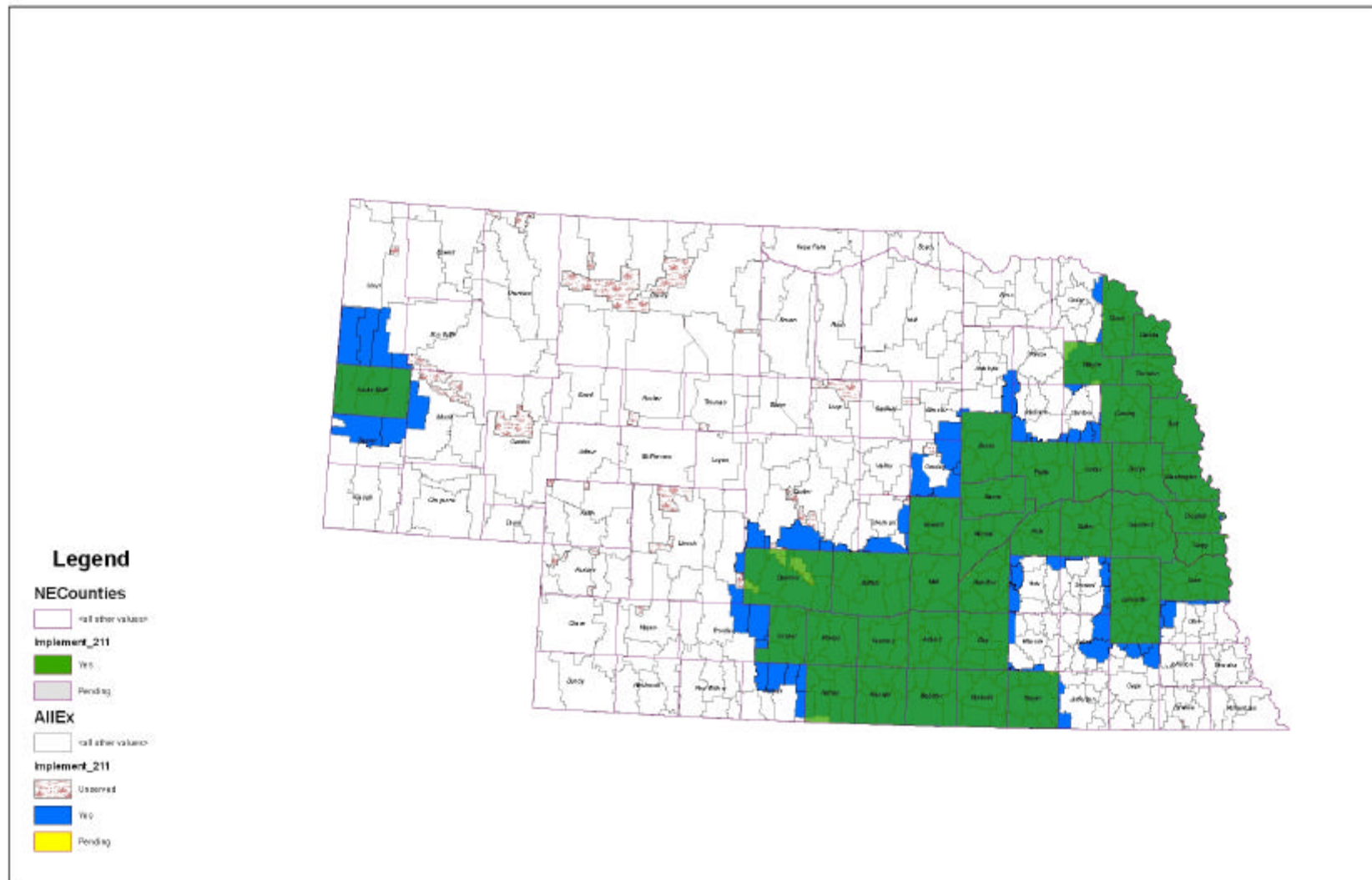
United Way continues to expand the availability of First Call For Help to the citizens of Nebraska through 211. The current status of 211 Access is shown below:

Order Number	Counties/Areas	Implementation Date
C-2621	Douglas & Sarpy	05/01/02
C-2732	Dodge & Cass	10/01/02
C-3061	Hall, Hamilton, Howard, Merrick	07/01/04
C-3066	Saunders & Washington	07/01/04
C-3099	City of Lincoln, Lancaster	07/01/04
C-3221	Dawson, Phelps, Kearney, Harlan, Franklin, Buffalo, Gosper	12/21/04
C-3256	Scotts Bluff	02/01/05
C-3277	Dakota	05/01/05
C-3327	Adams, Clay, Nuckolls, Webster	06/22/05
C-3344	Boone, Nance, Platte, Colfax	06/29/05
C-3403	Polk, Butler	08/15/05
C-3446	Dixon & Wayne	12/02/05
C-3454	Cuming, Burt, Thurston	12/23/05
C-3464	Thayer	12/23/05

Currently 35 Nebraska counties have entered into an agreement with United Way of the Midlands to provide 211 service. Based on the 2004 Census figures approximately 1,364,580 people or 78% of Nebraska residents can reach United Way of the Midlands by dialing 211.

The following map shows the current status of 211 in Nebraska.

Nebraska 211 Coverage - September 2005



311 Dialing Code

Assigned nationally as the access code for non-emergency police and government services. 311 has not been implemented in Nebraska at this time.

411 Dialing Code

Assigned nationally as the access code to local directory services. This designation allows a consumer who dials 411 to be connected with the directory services group for their service provider (local exchange carrier, wireless carrier, or if a 1+ is dialed first their long distance carrier). Charges may be incurred for use of these services and are established by tariff filings with the Commission for local and long distance carriers.

511 Dialing Code

This service allows callers to obtain weather reports and route specific road conditions around the clock for interstates and highways throughout Nebraska by dialing 511 from any telephone. There is no charge to callers. The Nebraska State Patrol and Department of Roads manage this program.

611 Dialing Code

611 is assigned nationally as the access code to a carrier's repair service organization.

711 Dialing Code

In CC Docket No. 92-105, *In the Matter of the Use of N11 Codes and Other Abbreviated Dialing Arrangements* the FCC designated 711 as the dialing code for access to the telecommunication relay services (TRS). The Nebraska Public Service Commission opened Application C-2417 to examine issues related to the implementation of three-digit, 711, for access to all telecommunication relay services (TRS) in Nebraska. The FCC order further established an October 1, 2001 deadline for all telecommunications carriers, including wireline, wireless, PBX and payphone providers to provide access to TRS via 711. On January 9, 2001 the Commission approved C-2417 and established June 29, 2001 as the implementation deadline for 711.

The Nebraska Relay Service is designed to enable persons who are Deaf, Hard of Hearing, or Speech Disabled to communicate on the telephone with the general public.

The current status of the Nebraska Relay Service can be found in Part III, Section 4 of this report.

811 Dialing Code

Neb. Rev. Stat. § 76-2301 through 76-2330 codified the One-Call Notification System Act for the purpose of preventing injury to persons and damage to property and avoiding the interruption of utility services resulting from accidents caused by damage to underground facilities. Since 1995 Diggers Hotline has been the link between people who want to excavate

and the underground facility owner/operators. Access to the Diggers Hotline center, located in Omaha, has been through either the local number (402) 344-3565 or the toll free number (800) 331-5666. The State Fire Marshall's Office is the oversight organization for the One-Call Notification System.

On March 14, 2005, under the Sixth Report and Order in CC Docket No. 92-105, *In the Matter of the Use of N11 Codes and Other Abbreviated Dialing Arrangements*, the FCC designated 811 as the national abbreviated code to be used by states and delegated the authority to states to address the technical and operational issues associated with the implementation of the 811 code. This national abbreviated code will not change the numbers currently used to access the One-Call Notification System, it will simply provide an easily recognized N11 code to establish the connection to the One-Call Notification System. Per the FCC order 811 must be implemented by April 13, 2007.

The Commission will be working with the One-Call Notification System, State Fire Marshall's Office, and the telecommunications carriers serving Nebraska with the implementation of this code.

911 Dialing Code

911 is the nationally designated access code to Emergency Services. Detailed information on the state of 911 in Nebraska is contained in Part IX of this report.

7. Nebraska Internet Enhancement Fund

The Nebraska Internet Enhancement Fund (NIEF) was established pursuant to *Neb. Rev. Stat. §§ 86-579 et seq. (2002 Supp.)* to provide financial assistance to install and deliver broadband or other advanced telecommunications infrastructure and service throughout the state. The Legislature provided seed money for the Fund of \$250,000. Additionally, the Fund may receive gifts, contributions, property and equipment from public and private sources. The fund also receives income from leasing of dark fiber by political subdivisions.

The Pre-Application period opened on June 1, 2004. Eight Pre-Applications were submitted by August 15, 2004. Five pre-applicants were invited to submit full applications for funding on or before November 15, 2004. On January 11, 2005, the Commission awarded grants to The City of Chappell in the amount of \$29,700; Cheyenne County in the amount of \$50,000; Box Butte County in the amount of \$50,000; Dawes County in the amount of \$50,000 and Nemaha County Development in the amount of \$76,246.47. Each project is expected to be completed within 1 year from the award of the grant.

PART IV

Review of the Level of Rates of Local Exchange and Interexchange Companies

This section of the report provides current local rates and historical information on local rate changes of carriers, in addition to discussing some changes that are taking place in the long distance market. Due to the introduction of competition in some local exchanges, financial information – specifically the financial status of local exchange companies – has been omitted from this report.

1. Local Exchange Rates

The Commission entered an order in 1999 to investigate the levels of local rates, long distance rates, and access charges. The Commission's goal in this effort was to eliminate any implicit subsidies in pricing for long distance rates and access charges. In turn, revenue reductions from repricing of these services were to be made up from increases in local rates as well as funding from the state of Nebraska Universal Service Fund. To bring local rates closer to covering their costs, the Commission established target local rates of \$17.50 for residential service, and \$27.50 for business service. All companies were to transition local rates to these levels or to file with the Commission for an exemption from this requirement. Most of the incumbent local exchange carriers in the State are now at these rate levels.

Prior to the 1999 Commission order, Qwest had applied for, and received approval from the Commission for an increase in local rates with a corresponding reduction in long distance rates and access charges. At that time, local rates of \$18.15 for residential and \$32.84 for business customers were established. Further reductions in business rates were made in 2001, and today, business rates are \$27.55 for Qwest customers throughout the State. Any charges for EAS, (extended area service), to enlarge the customers' local calling area, are in addition to these local rates. Residential customers who subscribe to a second line will be billed \$16.35 for that line under Qwest's current rate list.

The competitive local carriers who provide service in the State have generally priced their services at or below the rates of the incumbent. As an example, Cox Communications offers a month-to-month rate for residential service of \$17.65 and a business rate of \$26.89 in Omaha. An additional residential line from Cox is priced at \$16.35. Alltel of the Midwest, another competitive provider, offers an Omaha residential rate of \$17.00 and a business rate of \$37.00 on a month-to-month basis. All companies, incumbents and competitive carriers, offer packages of services which could include options such as calling features, long distance, Internet, and wireless service, in order to compete for the customers' business. In addition, there are many promotional offerings being filed, as well as discounts being offered through term contracts.

The share of the wireline market served by competitive carriers has grown. On December 31, 2004, 28 competitive local exchange carriers provided wireline service to residential and business customers. These carriers serve 267,424 access lines, representing approximately one-fourth of the total access lines in the State. The 2004 report showed 21 carriers were serving 231,348 access lines in the State, which was 21% of the total access lines served.

The following pages include two tables; one showing the local rate changes over a period of years, and the other showing the current local rates of carriers as of September 1, 2005.

2. Financial Statistics

The financial information related to local exchange company earnings is not being reported for 2004. Competition in this market and company-specific data may reveal competitively sensitive information. Thus, the annual reports filed by the local exchange companies remain available at the Commission for use by Commissioners and Commission staff. Portions of the reports that are not proprietary are available for public inspection.

3. Long Distance Telephone Rates/ Access Charges

Long distance companies pay access charges to Local Exchange Carriers (LEC's) designed to originate and terminate calls within the LEC's service territory. These access charges are a wholesale cost of providing long distance service and, in many cases represents a large percent of the revenues received by local telephone companies. There has been increased pressure from several parties including long distance companies, both nationally and within the State, to reduce access charges. These charges, and other payments among telecommunications carriers, are the focus of a Federal Communications Commission Notice of Proposed Rulemaking (FNPRM) on Intercarrier Compensation.

The issue of intercarrier compensation has significant implications for telephone companies and their customers in Nebraska. Carriers are paid for the traffic on their telecommunications networks. Some of this compensation is dictated by interconnection agreements negotiated by the companies and approved by the Commission. New technologies and more competition in the industry has prompted regulators such as the Nebraska Public Service Commission to engage in national efforts to examine intercarrier compensation and make recommendations for changes. The Nebraska Commission currently participates on a task force established by the National Association of Regulatory Commissioners (NARUC), charged with developing a plan designed to uniformly compensate carriers for use of their networks.

4. Explanation of Telephone Bill Charges

Customers contacting the Commission continue to have concerns as to the level of surcharges and taxes, as well as expressing a frustration in trying to get an explanation of the surcharges that appear on their telephone bills. A simple comparison of the per minute rates between long distance competitors may not indicate the cheapest competitor without considering the surcharges that may be imposed on the bill. For instance, a current mailing from MCI states that they have adopted a new “paper billing fee”.

They indicate that they will assess a \$.99 cents per-month, per-account billing fee to residential customers who receive a paper monthly invoice statement. They announced that there are exemptions for this fee if the customer participates in Lifeline, if the customer has both local and toll service, or if they enroll in the Anytime calling plan. In addition, customers who are willing to receive their bill online, are entitled to receive up to \$1.00 off of their bill each month.

A recent notice from Sprint states that having long distance charges billed through one’s local telephone company is no longer an option. Instead, Sprint customers will begin receiving long distance charges directly from Sprint. In addition, once customers are converted to the Sprint bill, they will begin receiving a monthly plan charge of \$3.95. They add that other monthly charges may also apply, including a Carrier Cost Recovery Charge of \$.99 and in-state surcharges of up to \$1.99.

A review of a recent AT&T bill lists a \$3.95 Monthly Plan Charge, allowing its customers to participate in an optional long distance plan. Also included on the bill is the Regulatory Assessment Fee of \$.99, to help recover interstate access charges, property taxes, and costs for regulatory compliance, a Universal Connectivity Charge of \$.44 cents, and an In-State Connection Fee of \$1.63. Lastly, AT&T included a \$2.49 Bill Statement Fee to be charged to all customers receiving their long distance charges as a part of their local telephone company billing.

Page 43 provides explanations of the various surcharges and taxes that may appear on telephone bills.

Basic Local Rate Changes Local Exchange Companies										
	2005	2004	2003	2002	2001	2000	1999	1998	1997	1996
Alltel				X	1	1	X	X	X	
Arapahoe				X	X	X	X		X	
Arlington						X	X	X		
Benkelman					X	X	X	X	X	X
Blair						X	X	X		
Cambridge					X	X	X		X	
Citizens						X	X			X
Clarks						X	X		X	
Consolidated				X	X	X	X		X	
Consolidated Telco					X	X	X		X	
Cozad				X	X	X	X		X	
Curtis						X	X		X	X
Dalton				X	X	X	X			
Diller				X	X	X	X		X	
Eastern						X	X	X		
Elsie				X	X	X	X			
Eustis				X	X	X	X		X	
Glenwood				X	X	X	X		X	
Great Plains				X	X	X	X		X	
Hamilton									X	
Hartington						X	X		X	
Hartman				X	X	X	X			
Hemingford					X	X	X			
Henderson					X	X	X			
Hershey					X	X	X			
Home				X	X	X	X		X	
Hooper				X	X	X	X		X	
K & M						X	X			
Keystone-Arthur				X	X	X	X		X	
NEBCOM						X				
Nebraska Central					X	X	X	X		
Northeast				X	X	X				
Pierce						X	X			
Plainview						X	X			X
Qwest					1		X			X
Rock County						X	X	X		
Sodtown		X			X		X			
Southeast Nebraska						X	X			
Stanton						X	X			
Three River					X	X	X		X	
United							X			
Wauneta					X	X	X	X	X	X

(1) Business line rate reduction only. (X) Indicates a rate change

NEBRASKA LOCAL EXCHANGE CARRIERS BASIC LOCAL EXCHANGE RATES Effective September 1, 2005			
Company	Exchange	Business	Residential
AT&T		\$27.50	N/A
ALLO		31.00	\$31.00
Alltel		27.50	17.50
Alltel Midwest		37.00	16.00
Applied Communications Tech.		44.80	21.40
Arapahoe Telephone Co.	Group 1	27.50	17.50
	Group 2	37.55	17.50
Arlington Telephone Co.		27.50	17.50
Benkelman Telephone Co.		27.50	17.50
Blair Telephone Co.		27.50	17.50
Budget Phone, Inc.		32.84	49.95
Bullseye Telcom		30.50	30.50
Cambridge Telephone Co.		26.80	17.50
CAT Communications Intl.		N/A	39.99
Citizens		27.50	17.50
Clarks Telephone Co.		27.50	17.50
Comm South		41.99	41.99
Consolidated Telco, Inc.		27.50	17.50
Consolidated Telephone Co.	Anselmo	27.50	17.50
	Arthur	27.50	17.50
	Ashby	27.50	19.25
	Bingham	27.50	19.25
	Brewster	27.50	17.50
	Brownlee	27.50	19.25
	Dunning	27.50	17.50
	Halsey	27.50	17.50
	Hyannis	27.50	17.50
	Merna	27.50	17.50
	Mullen	27.50	17.50
	Purdum	27.50	17.50
	Seneca	27.50	17.50
	Thedford	27.50	17.50
	Whitman	27.50	19.25
Cox Communications	(A) Flat Rate	26.89	17.65
	Add'l. Line	26.89	16.35
	(B) Comb. Ser.	26.89	15.89
	Second Line	26.89	7.89
	Add'l. Line	26.89	15.89
Cozad Telephone Co.		27.50	17.50

**NEBRASKA LOCAL EXCHANGE CARRIERS
BASIC LOCAL EXCHANGE RATES
Effective September 1, 2005**

Company	Exchange	Business	Residential
Curtis Telephone Co.		\$27.50	\$17.50
Dalton Telephone Co.		27.50	17.50
Diller Telephone Co.		27.50	17.50
Elsie Telecom, Inc.		27.50	17.50
Eastern Nebraska		27.50	17.50
Excel		29.95	29.95
Fast Phones		44.95	49.95
FiberComm, Inc.		21.25	19.00
Glenwood Telephone Membership Corporation		27.50	17.50
Granite Telecommunications		27.55	18.15
Great Plains Communications		27.50	17.50
Hamilton Telephone Co.		13.75	13.75
Hartington Telephone Co.		27.50	17.50
Hartman Telephone Exchange		27.50	17.50
Hemingford Cooperative		27.50	17.50
Henderson Cooperative (Mainstay)		27.50	17.50
Hershey Cooperative Telecom, Inc.		27.50	17.50
Houlton/EZ Phone Connections		69.95	49.95
Huntel Communications		24.59	15.59
Ionex	Qwest	37.55	20.00
K&M Telephone Co.		17.50	17.50
Keystone-Arthur Telephone Co.		27.50	17.50
MCImetro Access		26.99	20.99
McLeodUSA		32.95	24.95
NT&T	Group 1	27.55	18.15
	Group 2	27.50	17.50
	Group 3	30.10	17.50
	Group 4	30.10	17.50
	Group 5	30.10	17.50
	Group 6	30.10	17.50
NebCom		27.50	17.50
Nebraska Central Telephone Co.		\$27.50	\$17.50
New Access		N/A	18.15
Northeast Neb. Telephone Co.		27.50	17.50
NOS Communications		32.84	18.15
ORBITCOM		27.00	27.00
Pierce Telephone Co., Inc.		20.45	17.50
Pinpoint		27.95	17.50

NEBRASKA LOCAL EXCHANGE CARRIERS
BASIC LOCAL EXCHANGE RATES
Effective September 1, 2005

Company	Exchange	Business	Residential
Plainview Telephone Co.		27.50	17.50
Qwest, f/k/a US West	First Line Each Add'l Line	27.55 27.55	18.15 16.35
Rock County Telephone Co.		27.50	17.50
Sodtown		17.50	17.50
Southeast Nebraska Telephone Co.		27.50	17.50
Sprint Communications Co., LP		40.00	N/A
Stanton Telephone Co., Inc.		27.50	17.50
TCG		36.40	N/A
Three River Telco		27.50	17.50
Time Warner Information Services		N/A	49.95
Trinsic Communications f/k/a ZTel		34.99	29.99
United Telephone Company of the West		27.50	17.50
VarTec		N/A	19.95
Wauneta Telephone Company		27.50	17.50
WesTel		27.50	17.50

Company	Exchange Groupings
Arapahoe Telephone Company: Group 1: Arapahoe, Hendley, Holbrook Group 2: Brule, Farnam, Loomis, Overton	

C. Explanation of Charges Which May Appear on Your Telephone Bill

Basic Residential Line - The monthly rate for providing service to a residence (home or apartment) and includes local calling within the exchange.

Extended Area Service - The monthly charge for provision of local calling to other exchanges in addition to customer's serving exchange.

Number Portability Charge - A charge set by the Federal Communications Commission (FCC) to cover a part of the costs of facility upgrades necessary to allow customers to retain their telephone number when changing from one local service provider to another.

Federal Access Charge (Federal Subscriber Line Charge) - A charge set by the FCC to cover part of a local telephone company's cost of operating and maintaining its local telephone network. This charge is currently capped at \$6.50 per month for the first residential line and single business line, but the actual charge can vary by company.

Telecommunications Dual-Party Relay Fund (Nebraska Relay Fund) - A charge set by the Nebraska Public Service Commission to provide a statewide network to allow communication between hearing- and/or speech-impaired customers and individuals without such disabilities. This charge is set at \$.07 per access line.

911 Service Surcharge - A charge assessed by the city or county to provide funding to operate emergency service centers. Typically this charge is between \$.50 and \$1.00 per month per access line.

Wireless E911 Surcharge - A charge assessed by the state to provide funding to implement Phase 1 Wireless E911. Currently the charge is \$.50 per wireless subscriber per month.

Nebraska Universal Service - A charge set by the Nebraska Public Service Commission to provide funds to local exchange companies to assist in the provision of services to high-cost areas and low-income customers. This charge is currently 6.95 percent of the Nebraska portion of the bill.

Federal Tax (Excise Tax) - A three percent tax which funds general government operations and will appear on both the local and long distance portion of the bill.

State Tax (Sales Tax) - The state sales tax, which is 5.5 percent of the Nebraska portion of the bill, to fund general government obligations. This tax will appear on both the local and long distance portion of the bill.

City Tax (Sales Tax, If Applicable) - The rate varies by city, but the funds will go towards general municipal obligations.

City Tax (Occupation or Franchise Tax, If Applicable) - The percentage (varies by city) assessed by the city to the telephone company and passed on to the customers, for the right to do business.

Universal Connectivity Charge - (Rate varies with each long distance company) A federal charge assessed to long distance companies to support low-income consumers, consumers in high-cost areas, and support for schools, libraries, and rural health care providers.

PART V

Recommendations for the 2006 Legislative Session

The Commission, as of the date of this Annual Report, recommends the Legislature consider the following legislation for the 2006 Session to achieve the purposes of the Nebraska Telecommunications Regulation Act:

- Legislation tightening regulations regarding the use of Autodialers.
- Legislation establishing a registry for Voice over Internet Protocol Service Providers to provide carrier contact information to be used by the Commission in responding to consumer inquiries and complaints, ensuring compliance with NUSF, Telecommunications Relay and E911 regulations, and to assist with management of numbering resources.
- Legislation permitting limited regulation of wireless carriers regarding consumer issues.
- Legislation amending Neb. Rev. Stat. § 86-463 to remove language allowing for fiscal year lapse of funds in the Enhanced Wireless 911 Fund after July 1, 2004 as proposed in LB 341 [2005].
- Legislation amending the Enhanced Wireless 911 Services Act consistent with the outcome of the Legislature's Interim Study in LR 143 [2005].
- Legislation amending the Enhanced Wireless 911 Services Act to clarify that prepaid wireless providers are required to remit the Enhanced Wireless 911 surcharge to the Fund.

The Commission and its staff are available to review any proposed telecommunications legislation for the benefit of the Legislature and its Committees. Senators and legislative staff are invited to contact Andy Pollock, Executive Director, at 471-0211, to request a review of proposed legislation at any stage of the legislative process or with any questions concerning telecommunications or its oversight.

PART VI

The Changing Face of Communications

In just the short period of time since the last Annual Report three new issues are having an impact upon the telecommunications arena by providing new opportunities for customers and new challenges for the Commission.

A. Broadband

Broadband is a generic term commonly used to refer to Internet access through some means other than dial-up. For years, "broadband" has referred to a higher-speed connection, but the actual speed threshold has varied. The typical forms are DSL, cable-modem, wireless, optical fiber, and satellite technologies.

DSL broadband service uses the installed telephone wiring and is typically provided over the incumbent local exchange carriers' facilities and is limited to a distance of about three miles from the central office. Cable modem is typically provided by the local video cable company and requires connection to the cable provider. Depending upon the data transmission speed desired, DSL and cable modem service are usually similar in cost and effectiveness.

Wireless and satellite technologies can be used to provide coverage to areas that are beyond the maximum distance for DSL or where video cable service is not available. However, wireless and satellite service is typically more costly than DSL or cable modem.

Because broadband is traditionally used to access the Internet, and Internet related services, broadband service has been defined by the Federal Communications Commission as "information services" and therefore is not under the regulatory authority of states. As more and more of the Internet related services offered to the citizens of Nebraska require broadband connectivity, broadband availability will become a larger issue.

B. Broadband over Power Line

Broadband over Power Line (BPL) is a technology used to deliver high-speed data to end-users over existing electric power networks and lines.

BPL, also known as power-line communication, utilizes electric power distribution wires for the high-speed transmission of data by transmitting high-frequency data signals through the same power distribution network used for carrying electric power to household users. In a common form of BPL, the broadband connection is provided over the electrical wires that enter a house; a customer can obtain Internet access by plugging a BPL modem into any residential electric outlet served by the BPL system. In another form of BPL, Internet access is provided using a wireless device (such as a WiFi access point) connected to a BPL distribution system outside of the home that communicates with the customer's computer or other equipment inside the home. It is important to note that BPL technology, in its current form, is not suitable for

carrying broadband signals over long distances. A typical BPL signal will only propagate along a power line for 1,000 to 3,000 feet before it becomes too weak or distorted to be useful. While innovation and technology continue to expand the capability of BPL, in its current form it does not appear to be a cost effective method of providing ubiquitous broadband in Nebraska.

C. Voice over Internet Protocol

Voice over Internet Protocol (VoIP) is a technology that provides a voice communication service by transmitting the conversation between two parties as discrete digital packages of information over a dedicated network instead of the traditional public switched telephone network (PSTN).

In just a few short years VoIP has moved from a novelty used by hobbyists to a mainstream commercial product. The major differences between a traditional telephone call and a VoIP call is the conversion of the customer's analog voice signal into a digital signal and the way in which the data is then transmitted to the called party. Equipment at the consumer's location is used to convert the analog voice signal to a stream of digital information. The digital information is divided into a series of individual "packages" that are sent over a dedicated transmission facility to the termination point. The method of transmission used is called "internet protocol" giving rise to the name of the service; Voice Over Internet Protocol. At the receiving end the packages of digital information are converted back into an analog signal for use on the called party's telephone.

Another way of visualizing this process is to consider that the conversation is occurring as a written exchange between two people through a series of individual letters, each letter having just a few words of the conversation. If a letter is lost or does not arrive in the correct sequence, or it is not opened and read in the correct sequence, the content of the conversation may be difficult to understand. Depending upon which digital data packets are missing, out of order, or corrupted, the voice conversation may either have gaps or be hard to understand. Because of the quality of service (QoS) issues commercial VoIP does not use the traditional Internet networks to transmit the traffic; instead dedicated networks are used to ensure the required transmission capabilities.

Typically a voice conversation between two VoIP customers from the same service provider will occur over the dedicated network and never go to the PSTN much like a call between two telephones in an office that is served by a PBX (Private Branch eXchange). However, a voice conversation between a VoIP customer and a customer of a traditional telephone service provider is different from the respect that the call must transit the PSTN at some point. In the traditional telephone service environment when telephone calls are passed from the customers of one company and the customers of another company, there are charges associated with the communication called "access" and "transmission". Because of the network design employed by VoIP providers they are able to minimize the amount of "transmission" charges and when the call is between two of their customers, even if the parties are located in different cities, the "access" charges can be eliminated.

Because VoIP service providers are not required at this time to be licensed, certified, or register with either the FCC or a state agency, we cannot accurately identify how many and which VoIP service providers are offering services in Nebraska at this time. To date, the only certified VoIP service provider in Nebraska is Time Warner Cable, which applied for and was issued a certificate on November 23, 2004, in Application C-3228.

PART VII

Applications and Tariffs

The Commission received a total of 218 applications during the period of July 1, 2004, to June 30, 2005. Much of the activity involved competition in the local market where 14 additional carriers applied for local authority and 29 interconnection agreement approval requests were received. Following is a summary of the applications received during this period.

Type of Application	Number of Applications Filed
Local Certification	14
Reseller Certification	24
Amend Certification	123
Cease and Desist	1
Boundary/LEC	0
Boundary/Customer	1
Depreciation	2
Rate Increase/LEC	1
Loan	3
Commission-Initiated	6
Interconnection	29
211	5
ETC	1
Other	6

There were 480 tariff changes filed with the Commission during this period. Individual applications and tariff filings can be obtained upon request.

PART VIII

Nebraska Universal Service Fund

1. Purpose

To ensure that all Nebraskans have access to quality telecommunications and information services at affordable and comparable rates. To accomplish this goal, the Commission has created three programs within the Nebraska Universal Service Fund.

1. High Cost Program, which seeks to make telecommunications and information rates generally affordable and comparable across Nebraska.
2. Nebraska Telephone Assistance Program (NTAP), which was formerly known as the Lifeline/Link-Up Program. This program provides discounted rates to qualifying low-income Nebraskans.
3. Rural Telehealth Program which supports the provision of telecommunications services to a statewide telehealth network.

2. Legislative History

In 1997, the Legislature passed LB 686, authorizing the Commission to create the Nebraska Universal Service Fund (NUSF). The goal of the NUSF is, in conjunction with federal universal service funds, to ensure that all Nebraskans have comparable access to telecommunications services at affordable prices. In 1999, the Legislature passed LB 514, exempting persons receiving support from the Lifeline/Link-Up program from any NUSF surcharge. In 2001 and 2002, the Legislature passed LB 389 and 1211, respectively, clarifying the Commission's NUSF authority regarding wireless companies. Also, in 2002, the Legislature passed LB 1105, which re-codified the applicable NUSF statutes from §§ 86-1401 to 86-1411 to §§ 86-316 to 86-329. LB 37, passed in 2002, during the special session, allows the State to borrow monies from the Universal Service Fund with the following caveats: a 60-day reserve must be maintained in the Fund, and interest of five percent must be paid on any monies borrowed for more than 30 days. The borrowing provisions sunset on June 30, 2007. In 2004, LB 1004 changed the name of the Lifeline/Link-Up Program to the Nebraska Telephone Assistance Program.

3. Assessment

The Commission, by order and after public hearing, maintained the NUSF surcharge at 6.95 percent of in-state retail telecommunications revenue through June of 2005. Interstate and Internet services are not subject to the NUSF surcharge. The Commission determines assessable services through the use of Federal Communications Commission (FCC) federal universal service definitions in order to reduce the amount of duplicate administrative work for telecommunications providers. Specific categories of services subject to the NUSF surcharge are:

- Local service, including connection charges, enhanced service, such as Caller ID, and extended area services (EAS).

- Wireless services, including cellular, PCS, and paging.
- In-state long distance services, including prepaid calling card, operator-assisted, collect, calling card and private line.

4. NUSF Remittances and Payments

The Commission projected that the NUSF surcharge would generate \$63.0 million during the July 2004 through June 2005, fiscal year. During this period, the NUSF collected \$61.1 million, a variance of -3.0 percent. The Commission projected that during this same period, the NUSF would pay out \$74.7 million. During this period, \$68.35 million was actually paid to telecommunication providers, a variance of -8.5 percent. This is due to slower growth in telephone subscribers and the reservation of fund for the rural telehealth network and specific network upgrades that have not yet been distributed because the projects are not completed. During the 2004-2005 fiscal year the NUSF processed 2,382 remittances and made 825 disbursements.

As of the beginning of January 2004, the NUSF had a balance of 68.2 million. As of June 30, 2005, that balance had declined to \$59.4 million. Previously, the NUSF was estimated to have a fund balance of \$60.7 million as of June 30, 2005, compared to the actual balance of \$59.4 million.

5. Significant Issues

1. The Commission has completed Docket NUSF-26, and has in place a permanent funding mechanism that has changed the manner in which universal service support is calculated.
2. The Commission continues to work the Nebraska Hospital Association to develop a statewide telehealth network. The Commission has reserved \$900,000 a year for this purpose. These monies will be distributed only to eligible telecommunication companies that provide the connections for this network.
3. The expansion of broadband and Voice of Internet Protocol (VoIP) services. In many instances, these services replace traditional telephone services and it remains unclear whether these services can be required to contribute to universal service and in many cases these services are not required to contribute, which is one factor in receipts declining.
4. Changes in the Nebraska Telephone Assistance Program. The FCC recently required States to implement a re-verification program for enrollees. This has resulted in the need to re-certify more 20,000 individuals on a regular basis. Also, the Commission continues to increase enrollment in the program.

6. Nebraska TeleHealth Program

In September of 2004, the Commission approved funding for the Nebraska Statewide Tele-Health Network. This network will connect 68 rural and critical access hospitals across the state to hub hospitals in Grand Island, Kearney, Lincoln, Norfolk, North Platte, Omaha, and Scottsbluff.

The Commission approved funding for the 2003-2004 funding year in the amount of \$142,215 and 2004-2005 funding year in the amount of \$916,854.53. To date the Commission

has funded 22 hospitals for the 2003-2004 funding year and expended \$72,295.86. The Commission has funded 26 hospitals for the 2004-2005 funding year and expended \$107,312.98. Expenditures within the funding years were lower than expected due to network configuration issues.

7. Nebraska Telephone Assistance Program

In 2003, the Commission changed the name of the Nebraska Lifeline and Link-Up programs to the Nebraska Telephone Assistance Program or NTAP. This was done to distinguish the program from the Lifeline medical alert service. NTAP assists qualifying low-income individuals with obtaining and keeping telephone services by lowering monthly service and connection rates. The Commission has adopted a policy to maximize the amount of federal support for the NTAP. At a minimum, federal support is available to waive the federal subscriber line charge (SLC), which ranges between \$3.50 per month and \$6.50 per month, and reduce basic local exchange rates by \$1.75 per month. Additional federal matching support is available, equal to one-half of any state support, up to a maximum of \$1.75 per month. The Nebraska Universal Service Fund provides support of \$3.50 per month so that the NTAP can receive this additional \$1.75 per month in federal support. As a result, an additional \$5.25 per month in support is available to qualifying Nebraska telephone subscribers. Customers receive a total credit of between \$10.00 and \$13.50 on their bill. To qualify for the NTAP, a consumer must participate in one of the following programs:

- 1) Medicaid;
- 2) Food Stamps;
- 3) Supplemental Security Income (SSI);
- 4) Federal Public Housing Assistance;
- 5) Low-Income Home Energy Assistance Program (LIHEAP); and
- 6) Children's Health Insurance Programs (Kids Connection, SAM, MAC, E-MAC)

The Children's Health Insurance Programs were added during the last year as a result of the Commission's NUSF-2 Order, dated December 7, 2004.

The NTAP also provides a credit of 50 percent, up to \$30.00, for one-time connection on a single line of service, free toll blocking, and a deferred payment schedule for charges to establish service on which the consumer does not pay interest. This is provided solely through federal support, although the NUSF does cover administrative costs; and eligibility is based on the same criteria list above. Federal support is now available to low-income consumers living on tribal lands up to an additional \$25.00 per month. This increased support cannot bring the basic local exchange rate below \$1.00 per month. Additionally, federal support of up to \$100 is available to consumers living on tribal lands to reduce the initial connections and line extension charges. Further, eligibility criteria for consumers living in tribal areas has been expanded to include the following additional federal assistance programs:

- 1) Bureau of Indian Affairs General Assistance;
- 2) Tribally-administered Temporary Assistance for Needy Families;
- 3) Head Start (only those meeting its income qualifying standard); or
- 4) National School Lunch Program's free lunch program.

Currently, approximately 24,000 Nebraskans are enrolled in the NTAP program and receive support from the NUSF. This represents an increase of 20% since June 2004. The

Commission is currently working on a cooperative effort with Health and Human Services to mail pre-approved NTAP applications to persons that are currently enrolled in the Medicaid and Food Stamps programs but not enrolled in the NTAP. Since September 2003, 70,000 pre-approved applications have been mailed to eligible persons. More than 10,000 of those applications have been returned and processed.

The Commission continues to work with Health and Human Services (HHS) offices, area aging agencies, housing authorities and others across the state to provide information about the NTAP.

8. Nebraska Telephone Assistance Program Implementation

The following is a statistical summary of applications processed for each fiscal year ending June 30 since program inception (January 1, 1998):

	Fiscal Year Total		Cumulative to Date	
	Total Applications Processed	One-Time Connection Applications	Total Applications Processed	One-Time Connection Applications
FY 97-98	11,355	435	11,355	435
FY 98-99	4,294	798	15,649	1,233
FY 99-00	4,607	829	20,256	2,062
FY 00-01	3,851	1,716	24,107	3,778
FY 01-02	3,726	1,594	27,833	5,372
FY 02-03	4,117	1,989	31,950	7,361
FY 03-04	7,298	2,226	39,248	9,587
FY 04-05	8,102	4,357	47,350	13,944

PART IX

Wireless E911 Fund

911//E911 Information

Wireline, or landline, 911 service and funding is governed by *Neb. Rev. Stat.* §§ 86-1001 to 86-1009. Section 86-1005 requires the Commission to report the attached information to the Legislature. The following guidance regarding use of 911 surcharge funds is also provided:

- Funds generated by the service surcharge shall be expended only for the purchase, installation, maintenance, and operation of telecommunications equipment and telecommunications-related services required for the provision of 911 services. *Neb. Rev. Stat.* §86-1003(5).
- Funds collected by a governing body from the imposition of a service surcharge shall be credited to a separate fund apart from the general revenue of the governing body and shall be used solely to pay for the costs for 911 service. *Neb. Rev. Stat.* §§ 86-1007.

1. E911 Definitions

7-Digit Dialing: Where a 911 line is not available, and the public entity provides emergency service through a seven-digit number.

Basic 911: Emergency telephone system that connects 911 callers to a designated PSAP. Call routing is determined by originating central offices only. Basic 911 may or may not support ANI and/or ALI.

Stand-Alone Location Identification System (SALI): An in-house 911 database that is maintained by the PSAP. Database houses ANI/ALI records.

ANI/ALI: The automatic display at the PSAP of the caller's telephone number, the address/location of the telephone and supplementary emergency service information.

Enhanced 911: Emergency telephone system which includes network switching, database and CPE elements capable of providing selective routing, selective transfer, fixed transfer, ANI and ALI.

Pending Enhanced: These are the PSAPs that are in the phase of implementing enhanced 911-routed trunking.

ANI: Automatic Number Identification is the telephone number associated with access line from which a call originates.

ALI: Automatic Location Identification is the address associated with the caller's number.

ESN: Emergency Service Number is a three- to five-digit number that identifies the emergency agencies designated to serve a specific geographical area. The ESN facilitates selective routing and selective transfer to the appropriate PSAP and the dispatching of the proper service area.

Selective Routing: (SR) The routing of a 911 call to the proper PSAP based upon the location of the caller. SR is controlled by an ESN, which is derived from the customer location.

Selective Transfer: The capability to transfer a 911 call to a response agency by one of several buttons designated as police, fire and medical; based on the ESN of the Caller.

Fixed Transfer: The capability to transfer a 911 call to a pre-determined location by activating a single button.

Public Safety Answering Point (PSAP): An answering location for 911 calls originating in a given area. PSAPs can be located at police, fire or emergency medical service communication centers, which handle all emergency communications for an area.

LB 585

A bill for an act relating to telecommunications; to provide enhanced wireless 911 service; to establish a surcharge on wireless service subscribers; to define terms; to provide powers and duties; to create an advisory board; to create a fund; to provide for confidentiality of certain records; to provide immunity as prescribed; and to declare an emergency.

Effective July 1, 2001, a \$.50 surcharge will be collected on each subscriber with a billing address in Nebraska. Wireless carriers will remit the surcharge to the Public Service Commission 60 days after the last day of the month. Public Service Commission will remit the funds to the State Treasurer for credit to the Enhanced Wireless 911 Fund.

2. Outline of Phase I Implementation Requests

As of June 27, 2005, there have been a total of 53 counties that have implemented Phase I. There are seven counties with Basic 911, the remaining counties are in the process of implementing E911. Selective routing is a requirement that needs to be in place, before Phase I can be implemented.

3. Phase II Implementation Plan

The Commission released a Request for Proposal (RFP) in May 2004. The Commission received nine responses to its RFP. The responses were reviewed and scored by the Review Committee consisting of the Director of the Wireless E911 Department, members of the Wireless E911 Advisory Board, and Commission staff. Those vendors scoring 75 points or higher out of a possible 100 points were selected and recommended by the Committee to be designated as vendors of choice for Phase II. The vendors of choice are as follows:

Alltel/Plant
Contact one
GeoComm
GIS Workshop

The Phase II plan consists of equipping the PSAPs with GIS hardware and software capable of plotting the latitude and longitude of a Phase II E911 wireless call. Map data layers will be created to provide accurate map data to plot the calls. There are also counties where their current PSAP 911 equipment will be replaced due to the inability to receive and process Phase II E911 wireless calls.

4. Wireless E911 Terminology

Phase I: Required by FCC Report and Order 96-264 pursuant to Notice of Proposed Rulemaking (NPRM) 94-102. The delivery of a wireless 911 call with the call-back number and identification of the cell-sector from which the call originated. Call routing is determined by cell-sector.

Phase II: Required by FCC Report and Order 96-264 pursuant to Notice of Proposed Rulemaking (NPRM) 94-102. The delivery of a wireless 911 call with Phase I requirements plus location of the caller within 125 meters (410 feet) 67 percent of the time and selective routing based upon those coordinates. (Target date, October 2001.)

Signal Control Point (SCP): Provides routing of all the necessary data to the mobile switching center and ALI database.

Mobile Switching Center (MSC): The wireless equivalent of a central office, which provides switching functions from wireless calls.

Cell Sector: One face of a cell antenna (typically three-sided) that operates independently of the other sectors.

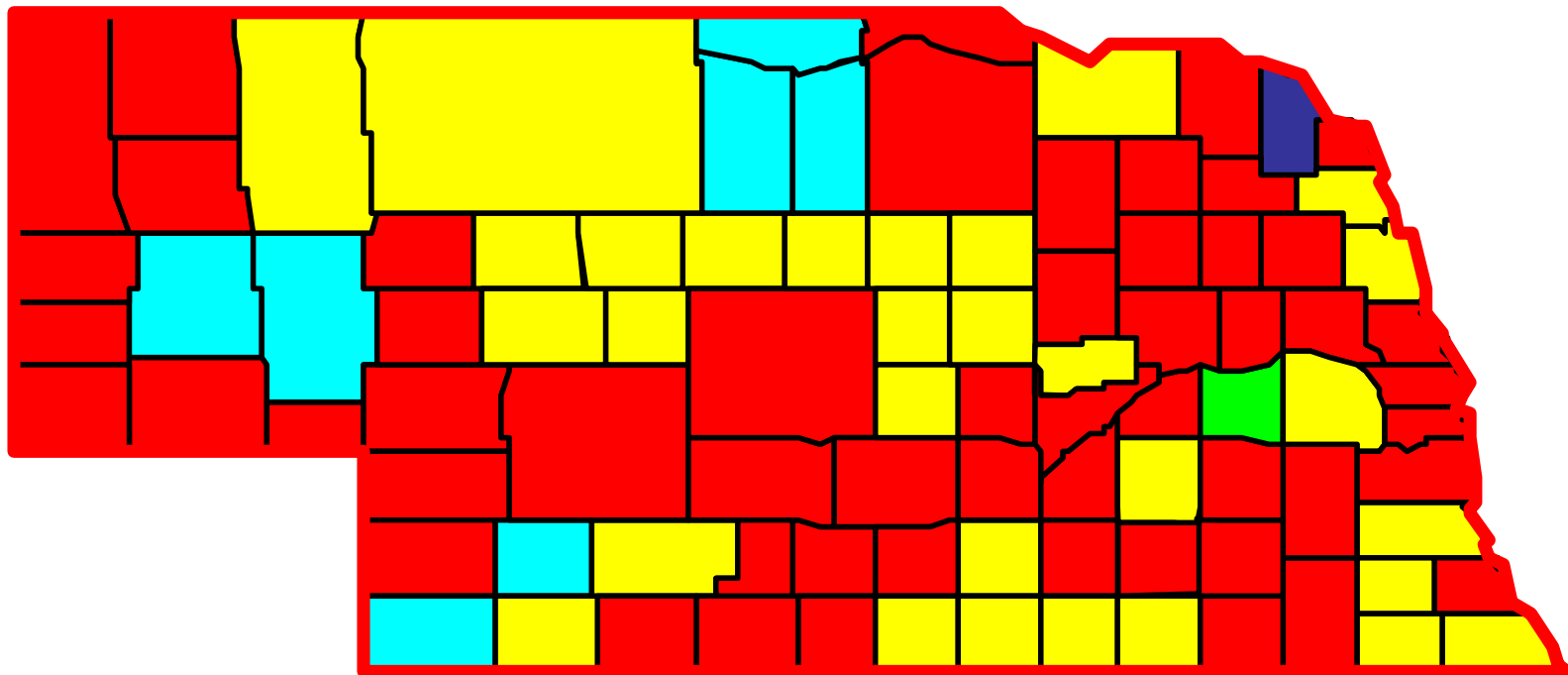
Cell Site: The location of a cell and related equipment.

Footprint: The geographic area covered by a particular wireless cell or cell sector.

Pseudo Automatic Number Identification (pANI): A telephone number used to support routing of wireless 911 calls. It may identify a wireless cell, cell sector or PSAP to which the call should be routed.

Pseudo Automatic Location Identification (pALI): An ALI record associated with a pANI, configured to provide the location of the wireless cell or sector and information about its coverage or serving area (footprint).

5. Status of E911



RED: Phase I Implemented
FUSCHIA: Requested Phase I
NAVY BLUE: E911 Implemented, No cell tower coverage
GREEN: E911 Implemented, expecting to Request Phase I
YELLOW: Implementing E911
BLUE: Basic 911

6. E-911 Docket Summary

In the current fiscal year, the Wireless E911 Department has been presented with a number of diverse issues. The following are the dockets that the Department has pending:

911-013/
PI-96 *In the Matter of the Commission on its own motion seeking to investigate collection and remittance of enhanced 911 surcharges by prepaid wireless carriers.*

At the request of a prepaid wireless carrier, the Commission opened a docket to investigate whether prepaid wireless carriers are required by statute to collect and remit wireless E911 surcharges as they do not have monthly bills or traditional subscribers. Additionally, the Commission will examine whether legislative change should be sought. This docket is still pending at this time.

911-014/
PI-99 *In the Matter of the Nebraska Public Service Commission, on its own motion, to investigate issues related to the current state of landline and enhanced wireless 911 service and the means to ensure statewide access to landline 911 and enhanced wireless 911 service.*

In response to the passage of LR 143, the Commission opens a docket, on its own motion, to investigate issues related to the current state of landline and enhanced wireless 911 service and the means to ensure statewide access to landline 911 and enhanced wireless 911 service.

LR 143, introduced by Senator Baker, directed the Transportation and Telecommunications Committee to conduct an interim study on issues related to 911 service throughout Nebraska. These issues include but are not limited to:

1. The current status of landline 911 in each county;
2. The rate and use of the landline 911 surcharge in each county;
3. The current status of enhanced wireless 911 throughout the state;
4. Implementation of Phase I and Phase II enhanced wireless 911 in other states;
4. Reimbursement of the costs of wireless service providers;
5. Distribution of the wireless surcharge
6. Consolidation of oversight of landline and wireless 911;
7. Consolidation of public safety answering points; and
8. Availability of federal funding, including homeland security funds, for projects in Nebraska.

The Commission has requested written comment on these issues and will hold a public hearing on the matter.

The following docket is of interest at the Federal Communications Commission:

FCC 05-116: Provision of 911 by VoIP Providers

On May 19, 2005, the FCC released rules requiring the provision of enhanced 911 service by VoIP providers who provide service that “mimics” traditional telephone service. All interconnected VoIP service providers must within 120 days of the effective date of the order must transmit all 911 calls, a call back number and the caller’s “registered location” for each call to the PSAP, designated statewide default answering point or the appropriate local emergency authority serving the registered location.

The FCC further sought comments regarding the provision of 911 by VoIP providers including what role states should play in implementation of enhanced 911; technical issues surrounding the service; reporting requirements; the scope of the requirements; and funding for the service.

Several issues raised by the FCC impact the Wireless E911 program and landline 911 throughout the state. The Commission has submitted Comments and will continue to monitor and participate in the docket.

Wireless 911 Information Calendar Year 2004

City/Town	Local Exchange Carrier	LEC Providing 911	911 Tandem/ Selective Router	Basic 911	ANI/A LI	E911	Wireless Phase I	Monthly Surcharge	Monthly Revenue	PSAP	Interlocal Agreement	Estimated Monthly Revenue
Hansen	ALLTEL	Alltel	Lincoln		X			\$ 0.50	\$ 146.50	Adams County/Hastings	Yes	\$7,028.42
Hansen	NT&T	Alltel	Lincoln		X			\$ 0.25	\$ 0.25	Adams County/Hastings	Yes	
Hastings	ALLTEL	Alltel	Lincoln		X			\$ 0.50	\$ 6,373.50	Adams County/Hastings	Yes	
Hastings	AT&T	Alltel	Lincoln		X			\$ 0.50	\$ 0.02	Adams County/Hastings		
Hastings	Houlton	Alltel	Lincoln		X			\$ 0.50	\$ 11.50	Adams County/Hastings	Yes	
Hastings	NT&T	Alltel	Lincoln		X			\$ 0.25	\$ 14.50	Adams County/Hastings	Yes	
Juniata	ALLTEL	Alltel	Lincoln		X			\$ 0.50	\$ 244.00	Adams County/Hastings	Yes	
Kenesaw	ALLTEL	Alltel	Lincoln		X			\$ 0.50	\$ 236.50	Adams County/Hastings	Yes	
Kenesaw	Houlton	Alltel	Lincoln		X			\$ 0.50	\$ 0.50	Adams County/Hastings	Yes	
Kenesaw	NT&T	Alltel	Lincoln		X			\$ 0.25	\$ 1.00	Adams County/Hastings	Yes	
Prosser	AT&T	Alltel	Lincoln		X			\$0.50	\$ 0.15	Adams County/Hastings		
Brunswick	Citizens	Qwest	Norfolk			X	X	\$ 1.00	\$ 178.00	Antelope County/Neligh	No	\$3,864.08
Clearwater	Northeast Nebraska	Qwest	Norfolk			X	X	\$ 1.00	\$ 474.58	Antelope County/Neligh	Yes	
Elgin	Great Plains	Qwest	Norfolk			X	X	\$ 1.00	\$ 747.00	Antelope County/Neligh	Yes	
Neligh	Citizens	Qwest	Norfolk			X	X	\$ 1.00	\$ 1,052.00	Antelope County/Neligh	No	
Neligh	NT&T	Qwest	Norfolk			X	X	\$ 0.50	\$ 6.00	Antelope County/Neligh	No	
Oakdale	Great Plains	Qwest	Norfolk			X	X	\$ 1.00	\$ 201.00	Antelope County/Neligh	Yes	
Orchard	Citizens	Qwest	Norfolk			X	X	\$ 0.50	\$ 589.50	Antelope County/Neligh	No	
Tilden	Citizens	Qwest	Norfolk			X	X	\$ 1.00	\$ 616.00	Antelope County/Neligh	No	
Albion	Citizens	Qwest	Norfolk			X	X	\$ 1.00	\$ 1,443.00	Boone County/Albion	No	\$2,970.00
Albion	NT&T	Qwest	Norfolk			X	X	\$ 1.00	\$ 53.00	Boone County/Albion	No	
Cedar Rapids	Great Plains	Qwest	Norfolk			X	X	\$ 1.00	\$ 348.00	Boone County/Albion	Yes	
Petersburg	Great Plains	Qwest	Norfolk			X	X	\$ 1.00	\$ 415.00	Boone County/Albion	Yes	
Primrose	Great Plains	Qwest	Norfolk			X	X	\$ 1.00	\$ 101.00	Boone County/Albion	Yes	

Wireless 911 Information Calendar Year 2004

City/Town	Local Exchange Carrier	LEC Providing 911	911 Tandem/ Selective Router	Basic 911	ANI/A LI	E911	Wireless Phase I	Monthly Surcharge	Monthly Revenue	PSAP	Interlocal Agreement	Estimated Monthly Revenue
St. Edward	Great Plains	Qwest	Norfolk			X	X	\$ 1.00	\$ 610.00	Boone County/Albion	Yes	
Alliance	1-800-Reconex	Qwest	Grand Island			X	X	\$ 0.50	\$ 0.50	Box Butte County/Alliance	Yes	\$2,995.80
Alliance	Allo Communications	Qwest	Grand Island			X	X	\$ 0.50	\$ 168.00	Box Butte County/Alliance	Yes	
Alliance	AT&T	Qwest	Grand Island			X	X	\$ 0.50	\$ 13.42	Box Butte County/Alliance		
Alliance	CAT Comm., Int'l	Qwest	Grand Island			X	X	\$ 0.50	\$ 0.30	Box Butte County/Alliance	Yes	
Alliance	Granite Telecom.	Qwest	Grand Island			X	X	\$ 0.50	\$ 1.00	Box Butte County/Alliance	Yes	
Alliance	Ionex	Qwest	Grand Island			X	X	\$ 0.50	\$ 16.00	Box Butte County/Alliance	Yes	
Alliance	McLeod USA	Qwest	Grand Island			X	X	\$ 0.50	\$ 34.00	Box Butte County/Alliance	Yes	
Alliance	New Access	Qwest	Grand Island			X	X	\$ 0.50	\$ 4.00	Box Butte County/Alliance	Yes	
Alliance	NOS Comm., Inc.	Qwest	Grand Island			X	X	\$ 0.50	\$ 4.88	Box Butte County/Alliance	Yes	
Alliance	NT&T	Qwest	Grand Island			X	X	\$ 0.50	\$ 513.00	Box Butte County/Alliance	Yes	
Alliance	Orbitcom	Qwest	Grand Island			X	X	\$ 0.50	\$ 45.00	Box Butte County/Alliance	Yes	
Alliance	Qwest	Qwest	Grand Island			X	X	\$ 0.50	\$ 1,725.00	Box Butte County/Alliance	Yes	
Alliance	Vartec	Qwest	Grand Island			X	X	\$ 0.50	\$ 33.70	Box Butte County/Alliance	Yes	
Berea	McLeod USA	Qwest	Grand Island			X	X	\$ 0.50	\$ 0.50	Box Butte County/Alliance		
Hemingford	Hemingford Coop	Qwest	Grand Island			X	X	\$ 0.50	\$ 436.00	Box Butte County/Alliance	Yes	
Hemingford	McLeod USA	Qwest	Grand Island			X	X	\$ 0.50	\$ 0.50	Box Butte County/Alliance	Yes	
Ainsworth	Orbitcom	Qwest	Norfolk	X				\$ 0.75	\$ 12.75	Brown County/Ainsworth	No	\$12.75
Amherst	Citizens	Qwest	Grand Island			X	X	\$ 0.65	\$ 167.05	Buffalo County/Kearney	No	\$12,381.39
Amherst	NT&T	Qwest	Grand Island			X	X	\$ 0.65	\$ 3.90	Buffalo County/Kearney	No	
Elm Creek	AT&T	Qwest	Grand Island			X	X	\$ 0.65	\$ 3.95	Buffalo County/Kearney		
Elm Creek	Granite Telecom.	Qwest	Grand Island			X	X	\$ 0.65	\$ 0.65	Buffalo County/Kearney	Yes	
Elm Creek	Ionex	Qwest	Grand Island			X	X	\$ 1.00	\$ 0.65	Buffalo	Yes	

Wireless 911 Information Calendar Year 2004

City/Town	Local Exchange Carrier	LEC Providing 911	911 Tandem/ Selective Router	Basic 911	ANI/A LI	E911	Wireless Phase I	Monthly Surcharge	Monthly Revenue	PSAP	Interlocal Agreement	Estimated Monthly Revenue
										County/Kearney		
Elm Creek	McLeod USA	Qwest	Grand Island			X	X	\$ 0.65	\$ 17.55	Buffalo County/Kearney	Yes	
Elm Creek	New Access	Qwest	Grand Island			X	X	\$ 0.65	\$ 0.65	Buffalo County/Kearney	Yes	
Elm Creek	NT&T	Qwest	Grand Island			X	X	\$ 0.65	\$ 122.85	Buffalo County/Kearney	Yes	
Elm Creek	Qwest	Qwest	Grand Island			X	X	\$ 0.65	\$ 302.00	Buffalo County/Kearney	Yes	
Gibbon	Nebraska Central	Qwest	Grand Island			X	X	\$ 0.65	\$ 829.00	Buffalo County/Kearney	Yes	
Kearney	ALLTEL-CLEC	Qwest	Grand Island			X	X	\$ 0.50	\$ 744.00	Buffalo County/Kearney	Yes	
Kearney	AT&T	Qwest	Grand Island			X	X	\$ 0.65	\$ 0.22	Buffalo County/Kearney		
Kearney	Citizens	Qwest	Grand Island			X	X	\$ 0.65	\$ 8,123.05	Buffalo County/Kearney	Yes	
Kearney	Ionex	Qwest	Grand Island			X	X	\$ 0.65	\$ 1.30	Buffalo County/Kearney	Yes	
Kearney	NT&T	Qwest	Grand Island			X	X	\$ 0.65	\$ 291.20	Buffalo County/Kearney	Yes	
Kearney	Vartec	Qwest	Grand Island			X	X	\$ 0.65	\$ 4.07	Buffalo County/Kearney	Yes	
Miller	Citizens	Qwest	Grand Island			X	X	\$ 0.65	\$ 70.20	Buffalo County/Kearney	No	
Miller	NT&T	Qwest	Grand Island			X	X	\$ 0.65	\$ 2.60	Buffalo County/Kearney	No	
Odessa	NT&T	Qwest	Grand Island			X	X	\$ 0.65	\$ 11.70	Buffalo County/Kearney	Yes	
Pleasanton	Citizens	Qwest	Grand Island			X	X	\$ 0.65	\$ 231.40	Buffalo County/Kearney	No	
Pleasanton	NT&T	Qwest	Grand Island			X	X	\$ 0.65	\$ 3.25	Buffalo County/Kearney	No	
Ravenna	Nebraska Central	Qwest	Grand Island			X	X	\$ 0.65	\$ 710.00	Buffalo County/Kearney	Yes	
Riverdale	Citizens	Qwest	Grand Island			X	X	\$ 0.65	\$ 202.15	Buffalo County/Kearney	No	
Riverdale	NT&T	Qwest	Grand Island			X	X	\$ 0.65	\$ 1.30	Buffalo County/Kearney	No	
Shelton	McLeod USA	Qwest	Grand Island			X	X	\$ 0.65	\$ 0.65	Buffalo County/Kearney	Yes	
Shelton	Nebraska Central	Qwest	Grand Island			X	X	\$ 0.65	\$ 473.00	Buffalo County/Kearney	Yes	
Sodtown	Sodtown	Qwest	Grand Island			X	X	\$ 0.65	\$ 63.05	Buffalo	Yes	

Wireless 911 Information Calendar Year 2004

City/Town	Local Exchange Carrier	LEC Providing 911	911 Tandem/ Selective Router	Basic 911	ANI/A LI	E911	Wireless Phase I	Monthly Surcharge	Monthly Revenue	PSAP	Interlocal Agreement	Estimated Monthly Revenue
										County/Kearney		
Craig	Northeast Nebraska	Qwest	Norfolk		X			\$ 0.50	\$ 283.09	Burt County/Tekamah	Yes	\$3,694.31
Decatur	McLeod USA	Qwest	Norfolk		X			\$ 1.00	\$ 1.00	Burt County/Tekamah	Yes	
Decatur	Northeast Nebraska	Qwest	Norfolk		X			\$ 1.00	\$ 408.04	Burt County/Tekamah	Yes	
Lyons	AT&T	Qwest	Norfolk		X			\$ 1.00	\$ 1.25	Burt County/Tekamah		
Lyons	McLeod USA	Qwest	Norfolk		X			\$ 1.00	\$ 8.00	Burt County/Tekamah	Yes	
Lyons	New Access	Qwest	Norfolk		X			\$ 1.00	\$ 1.00	Burt County/Tekamah	Yes	
Lyons	NT&T	Qwest	Norfolk		X			\$ 1.00	\$ 155.00	Burt County/Tekamah	Yes	
Lyons	Qwest	Qwest	Norfolk		X			\$ 1.00	\$ 544.00	Burt County/Tekamah	Yes	
Oakland	AT&T	Qwest	Norfolk		X			\$ 1.00	\$ 2.08	Burt County/Tekamah		
Oakland	McLeod USA	Qwest	Norfolk		X			\$ 1.00	\$ 10.00	Burt County/Tekamah	Yes	
Oakland	New Access	Qwest	Norfolk		X			\$ 1.00	\$ 2.00	Burt County/Tekamah	Yes	
Oakland	NT&T	Qwest	Norfolk		X			\$ 1.00	\$ 250.00	Burt County/Tekamah	Yes	
Oakland	Qwest	Qwest	Norfolk		X			\$ 1.00	\$ 682.00	Burt County/Tekamah	Yes	
Tekamah	AT&T	Qwest	Norfolk		X			\$ 1.00	\$ 2.75	Burt County/Tekamah		
Tekamah	Excel	Qwest	Norfolk		X			\$ 1.00	\$ 0.83	Burt County/Tekamah	Yes	
Tekamah	Granite Telecom.	Qwest	Norfolk		X			\$ 1.00	\$ 1.00	Burt County/Tekamah	Yes	
Tekamah	HunTel Comm.	Qwest	Norfolk		X			\$ 1.00	\$ 673.70	Burt County/Tekamah	Yes	
Tekamah	McLeod USA	Qwest	Norfolk		X			\$ 1.00	\$ 10.00	Burt County/Tekamah	Yes	
Tekamah	New Access	Qwest	Norfolk		X			\$ 1.00	\$ 2.00	Burt County/Tekamah	Yes	
Tekamah	NT&T	Qwest	Norfolk		X			\$ 1.00	\$ 143.00	Burt County/Tekamah	Yes	
Tekamah	Qwest	Qwest	Norfolk		X			\$ 1.00	\$ 504.00	Burt County/Tekamah	Yes	
Tekamah	Vartec	Qwest	Norfolk		X			\$ 1.00	\$ 9.57	Burt County/Tekamah	Yes	
Abie	AT&T	Alltel	Lincoln			X		\$ 1.00	\$ 0.17	Butler County/David City		\$3,678.21
Bellwood	ALLTEL	Alltel	Lincoln			X		\$ 1.00	\$ 378.00	Butler County/David City	No	
Bellwood	Houlton	Alltel	Lincoln			X		\$ 1.00	\$ 1.00	Butler County/David City	No	
Bellwood	NT&T	Alltel	Lincoln			X		\$ 1.00	\$ 1.00	Butler County/David City	No	
Brainard	ALLTEL	Alltel	Lincoln			X		\$ 1.00	\$ 373.00	Butler County/David City	No	
Brainard	NT&T	Alltel	Lincoln			X		\$ 1.00	\$ 1.00	Butler County/David City	No	
Bruno	ALLTEL	Alltel	Lincoln			X		\$ 1.00	\$ 194.00	Butler County/David City	No	
Bruno	NT&T	Alltel	Lincoln			X		\$ 1.00	\$ 1.00	Butler County/David City	No	

Wireless 911 Information Calendar Year 2004

City/Town	Local Exchange Carrier	LEC Providing 911	911 Tandem/ Selective Router	Basic 911	ANI/A LI	E911	Wireless Phase I	Monthly Surcharge	Monthly Revenue	PSAP	Interlocal Agreement	Estimated Monthly Revenue
David City	1-800-Reconex	Alltel	Lincoln			X		\$ 1.00	\$ 1.00	Butler County/David City	No	\$9,555.50
David City	ALLTEL	Alltel	Lincoln			X		\$ 1.00	\$ 1,724.00	Butler County/David City	No	
David City	Houlton	Alltel	Lincoln			X		\$ 1.00	\$ 3.00	Butler County/David City	No	
David City	NT&T	Alltel	Lincoln			X		\$ 1.00	\$ 12.00	Butler County/David City	No	
Dwight	ALLTEL	Alltel	Lincoln			X		\$ 1.00	\$ 178.00	Butler County/David City	No	
Linwood	Northeast Nebraska	Alltel	Lincoln			X		\$ 1.00	\$ 116.04	Butler County/David City	Yes	
Octavia	ALLTEL	Alltel	Lincoln			X		\$ 1.00	\$ 107.00	Butler County/David City	No	
Rising City	ALLTEL	Alltel	Lincoln			X		\$ 1.00	\$ 298.00	Butler County/David City	No	
Surprise	ALLTEL	Alltel	Lincoln			X		\$ 1.00	\$ 82.00	Butler County/David City	No	
Ulysses	Clarks	Alltel	Lincoln			X		\$ 1.00	\$ 208.00	Butler County/David City	Yes	
Avoca	ALLTEL	Alltel	Lincoln			X	X	\$ 1.00	\$ 207.00	Cass County/Plattsmouth	No	
Eagle	AT&T	Alltel	Lincoln			X	X	\$ 0.75	\$ 0.33	Cass County/Plattsmouth		
Eagle	Fast Phones	Alltel	Lincoln			X	X	\$ 0.75	\$ 0.75	Cass County/Plattsmouth	No	
Eagle	Houlton	Alltel	Lincoln			X	X	\$ 0.75	\$ 0.75	Cass County/Plattsmouth	No	
Eagle	NT&T	Alltel	Lincoln			X	X	\$ 1.00	\$ 7.00	Cass County/Plattsmouth	No	
Elmwood	ALLTEL	Alltel	Lincoln			X	X	\$ 1.00	\$ 423.00	Cass County/Plattsmouth	No	
Elmwood	NT&T	Alltel	Lincoln			X	X	\$ 1.00	\$ 5.00	Cass County/Plattsmouth	No	
Greenwood	ALLTEL	Alltel	Lincoln			X	X	\$ 1.00	\$ 316.25	Cass County/Plattsmouth	No	
Greenwood	NT&T	Alltel	Lincoln			X	X	\$ 1.00	\$ 1.00	Cass County/Plattsmouth	No	
Louisville	ALLTEL	Alltel	Lincoln			X	X	\$ 1.00	\$ 1,199.00	Cass County/Plattsmouth	No	
Louisville	AT&T	Alltel	Lincoln			X	X	\$ 1.00	\$ 0.17	Cass County/Plattsmouth		
Louisville	NT&T	Alltel	Lincoln			X	X	\$ 1.00	\$ 4.00	Cass County/Plattsmouth	No	

Wireless 911 Information Calendar Year 2004

City/Town	Local Exchange Carrier	LEC Providing 911	911 Tandem/ Selective Router	Basic 911	ANI/A LI	E911	Wireless Phase I	Monthly Surcharge	Monthly Revenue	PSAP	Interlocal Agreement	Estimated Monthly Revenue
Murdock	ALLTEL	Alltel	Lincoln			X	X	\$ 1.00	\$ 297.50	Cass County/Plattsmouth	No	
Murdock	NT&T	Alltel	Lincoln			X	X	\$ 1.00	\$ 2.00	Cass County/Plattsmouth	No	
Murray	ALLTEL	Alltel	Lincoln			X	X	\$ 1.00	\$ 1,223.00	Cass County/Plattsmouth	No	
Murray	Houlton	Alltel	Lincoln			X	X	\$ 1.00	\$ 2.00	Cass County/Plattsmouth	No	
Murray	NT&T	Alltel	Lincoln			X	X	\$ 1.00	\$ 2.00	Cass County/Plattsmouth	No	
Nehawka	ALLTEL	Alltel	Lincoln			X	X	\$ 1.00	\$ 224.00	Cass County/Plattsmouth	No	
Nehawka	Houlton	Alltel	Lincoln			X	X	\$ 1.00	\$ 1.00	Cass County/Plattsmouth	No	
Plattsmouth	ALLTEL	Alltel	Lincoln			X	X	\$ 1.00	\$ 4,452.50	Cass County/Plattsmouth	No	
Plattsmouth	AT&T	Alltel	Lincoln			X	X	\$ 1.00	\$ 1.25	Cass County/Plattsmouth		
Plattsmouth	Houlton	Alltel	Lincoln			X	X	\$ 1.00	\$ 3.00	Cass County/Plattsmouth	No	
Plattsmouth	NT&T	Alltel	Lincoln			X	X	\$ 1.00	\$ 32.00	Cass County/Plattsmouth	No	
South Bend	NT&T	Alltel	Lincoln			X	X	\$ 1.00	\$ 1.00	Cass County/Plattsmouth		
Union	ALLTEL	Alltel	Lincoln			X	X	\$ 1.00	\$ 369.00	Cass County/Plattsmouth	No	
Union	Houlton	Alltel	Lincoln			X	X	\$ 1.00	\$ 1.00	Cass County/Plattsmouth	No	
Weeping Water	ALLTEL	Alltel	Lincoln			X	X	\$ 1.00	\$ 780.00	Cass County/Plattsmouth	No	
Belden	Eastern	Qwest	Norfolk			X	X	\$ 1.00	\$ 106.83	Cedar County/Hartington	Yes	\$5,013.67
Bloomfield	Great Plains	Qwest	Norfolk			X	X	\$ 1.00	\$ 1.00	Cedar County/Hartington	Yes	
Coleridge	Northeast Nebraska	Qwest	Norfolk			X	X	\$ 1.00	\$ 460.32	Cedar County/Hartington	Yes	
Crofton	Great Plains	Qwest	Norfolk			X	X	\$ 1.00	\$ 170.00	Cedar County/Hartington	Yes	
Dixon/Concord	Northeast Nebraska	Qwest	Norfolk			X	X	\$ 1.00	\$ 287.96	Cedar County/Hartington	Yes	
Hartington	Excel	Qwest	Norfolk			X	X	\$ 1.00	\$ 1.00	Cedar County/Hartington	Yes	
Hartington	Hartington	Qwest	Norfolk			X	X	\$ 1.00	\$ 1,565.86	Cedar County/Hartington	Yes	

Wireless 911 Information Calendar Year 2004

City/Town	Local Exchange Carrier	LEC Providing 911	911 Tandem/ Selective Router	Basic 911	ANI/A LI	E911	Wireless Phase I	Monthly Surcharge	Monthly Revenue	PSAP	Interlocal Agreement	Estimated Monthly Revenue
Laurel	AT&T	Qwest	Norfolk			X	X	\$ 1.00	\$ 2.25	Cedar County/Hartington		
Laurel	Ionex	Qwest	Norfolk			X	X	\$ 1.00	\$ 1.00	Cedar County/Hartington	Yes	
Laurel	McLeod USA	Qwest	Norfolk			X	X	\$ 1.00	\$ 11.00	Cedar County/Hartington	Yes	
Laurel	New Access	Qwest	Norfolk			X	X	\$ 1.00	\$ 1.00	Cedar County/Hartington	No	
Laurel	NT&T	Qwest	Norfolk			X	X	\$ 1.00	\$ 201.00	Cedar County/Hartington	Yes	
Laurel	Qwest	Qwest	Norfolk			X	X	\$ 1.00	\$ 551.00	Cedar County/Hartington	Yes	
Obert/Maskell	Northeast Nebraska	Qwest	Norfolk			X	X	\$ 1.00	\$ 123.87	Cedar County/Hartington	Yes	
Randolph	AT&T	Qwest	Norfolk			X	X	\$ 1.00	\$ 4.58	Cedar County/Hartington		
Randolph	McLeod USA	Qwest	Norfolk			X	X	\$ 1.00	\$ 8.00	Cedar County/Hartington	Yes	
Randolph	New Access	Qwest	Norfolk			X	X	\$ 1.00	\$ 1.00	Cedar County/Hartington	Yes	
Randolph	NT&T	Qwest	Norfolk			X	X	\$ 1.00	\$ 216.00	Cedar County/Hartington	Yes	
Randolph	Orbitcom	Qwest	Norfolk			X	X	\$ 1.00	\$ 4.00	Cedar County/Hartington	Yes	
Randolph	Qwest	Qwest	Norfolk			X	X	\$ 1.00	\$ 539.00	Cedar County/Hartington	Yes	
Wausa	Great Plains	Qwest	Norfolk			X	X	\$ 1.00	\$ 89.00	Cedar County/Hartington	Yes	
Wynot	Great Plains	Qwest	Norfolk			X	X	\$ 1.00	\$ 668.00	Cedar County/Hartington	Yes	
Chambers	K&M	Qwest				X		\$ 0.50	\$ 107.50	Chambers Firebar -- NOT A PSAP	Yes	\$229.50
Chambers	K&M	Qwest				X		\$ 0.50	\$ 122.00	Chambers Firebar -- NOT A PSAP	Yes	
Imperial	Great Plains	Qwest	Grand Island			X	X	\$ 1.00	\$ 2,026.00	Chase County/Imperial	Yes	\$2,026.00
Valentine	Allo Communications	Qwest	Grand Island	X				\$ 1.00	\$ 1.00	Cherry County/Valentine	No	\$2.00
Valentine	Trinsic	Qwest	Grand Island	X				\$ 1.00	\$ 1.00	Cherry County/Valentine	No	
Dalton	Dalton	Qwest	Grand Island			X	X	\$ 1.00	\$ 334.00	Cheyenne County/Sidney	No	\$4,969.22
Gurley	Dalton	Qwest	Grand Island			X	X	\$ 1.00	\$ 208.00	Cheyenne County/Sidney	No	

Wireless 911 Information Calendar Year 2004

City/Town	Local Exchange Carrier	LEC Providing 911	911 Tandem/ Selective Router	Basic 911	ANI/A LI	E911	Wireless Phase I	Monthly Surcharge	Monthly Revenue	PSAP	Interlocal Agreement	Estimated Monthly Revenue
Gurley	McLeod USA	Qwest	Grand Island			X	X	\$ 1.00	\$ 1.00	Cheyenne County/Sidney	No	
Lodgepole	Dalton	Qwest	Grand Island			X	X	\$ 1.00	\$ 299.00	Cheyenne County/Sidney	No	
Lodgepole	McLeod USA	Qwest	Grand Island			X	X	\$ 1.00	\$ 1.00	Cheyenne County/Sidney	No	
Sidney	Allo Communications	Qwest	Grand Island			X	X	\$ 1.00	\$ 100.00	Cheyenne County/Sidney	Yes	
Sidney	AT&T	Qwest	Grand Island			X	X	\$ 1.00	\$ 2.75	Cheyenne County/Sidney		
Sidney	Granite Telecom.	Qwest	Grand Island			X	X	\$ 1.00	\$ 5.00	Cheyenne County/Sidney	Yes	
Sidney	Ionex	Qwest	Grand Island			X	X	\$ 1.00	\$ 8.00	Cheyenne County/Sidney	Yes	
Sidney	McLeod USA	Qwest	Grand Island			X	X	\$ 1.00	\$ 48.00	Cheyenne County/Sidney	Yes	
Sidney	New Access	Qwest	Grand Island			X	X	\$ 1.00	\$ 12.00	Cheyenne County/Sidney	Yes	
Sidney	NOS Comm., Inc.	Qwest	Grand Island			X	X	\$ 1.00	\$ 0.17	Cheyenne County/Sidney	Yes	
Sidney	NT&T	Qwest	Grand Island			X	X	\$ 1.00	\$ 950.00	Cheyenne County/Sidney	Yes	
Sidney	Orbitcom	Qwest	Grand Island			X	X	\$ 1.00	\$ 128.00	Cheyenne County/Sidney	Yes	
Sidney	Qwest	Qwest	Grand Island			X	X	\$ 1.00	\$ 2,868.00	Cheyenne County/Sidney	Yes	
Sidney	Vartec	Qwest	Grand Island			X	X	\$ 1.00	\$ 3.47	Cheyenne County/Sidney	Yes	
Sunol	AT&T	Qwest	Grand Island			X	X	\$ 1.00	\$ 0.83	Cheyenne County/Sidney		
Clay Center	ALLTEL	Alltel	Lincoln			X	X	\$ 1.00	\$ 526.00	Clay County/Clay Center	No	\$3,185.50
Clay Center	NT&T	Alltel	Lincoln			X	X	\$ 0.50	\$ 0.50	Clay County/Clay Center	No	
Deweese	ALLTEL	Alltel	Lincoln			X	X	\$ 1.00	\$ 120.00	Clay County/Clay Center	No	
Edgar	ALLTEL	Alltel	Lincoln			X	X	\$ 1.00	\$ 336.00	Clay County/Clay Center	No	
Fairfield	ALLTEL	Alltel	Lincoln			X	X	\$ 1.00	\$ 303.00	Clay County/Clay Center	No	
Glenvil	ALLTEL	Alltel	Lincoln			X	X	\$ 1.00	\$ 306.00	Clay County/Clay Center	No	
Glenvil	Houlton	Alltel	Lincoln			X	X	\$ 1.00	\$ 1.00	Clay County/Clay Center	No	

Wireless 911 Information Calendar Year 2004

City/Town	Local Exchange Carrier	LEC Providing 911	911 Tandem/ Selective Router	Basic 911	ANI/A LI	E911	Wireless Phase I	Monthly Surcharge	Monthly Revenue	PSAP	Interlocal Agreement	Estimated Monthly Revenue
Harvard	ALLTEL	Alltel	Lincoln			X	X	\$ 1.00	\$ 511.00	Clay County/Clay Center	No	
Harvard	Houlton	Alltel	Lincoln			X	X	\$ 1.00	\$ 1.00	Clay County/Clay Center	No	
Harvard	NT&T	Alltel	Lincoln			X	X	\$ 0.50	\$ 1.50	Clay County/Clay Center	No	
Ong	ALLTEL	Alltel	Lincoln			X	X	\$ 1.00	\$ 69.00	Clay County/Clay Center	No	
Sutton	ALLTEL	Alltel	Lincoln			X	X	\$ 1.00	\$ 1,009.50	Clay County/Clay Center	No	
Sutton	Fast Phones	Alltel	Lincoln			X	X	\$ 1.00	\$ 1.00	Clay County/Clay Center	No	
Trumbull	NT&T	Alltel	Lincoln			X	X	\$ 0.50	\$ 0.50	Clay County/Clay Center	No	
Clarkson	AT&T	Qwest	Norfolk			X	X	\$1.00	\$ 3.33	Colfax County/Schuyler		\$3,932.37
Clarkson	Ionex	Qwest	Norfolk			X	X	\$ 1.00	\$ 8.00	Colfax County/Schuyler	Yes	
Clarkson	McLeod USA	Qwest	Norfolk			X	X	\$ 1.00	\$ 5.00	Colfax County/Schuyler	Yes	
Clarkson	New Access	Qwest	Norfolk			X	X	\$ 1.00	\$ 1.00	Colfax County/Schuyler	Yes	
Clarkson	NT&T	Qwest	Norfolk			X	X	\$ 1.00	\$ 187.00	Colfax County/Schuyler	Yes	
Clarkson	Qwest	Qwest	Norfolk			X	X	\$ 1.00	\$ 357.00	Colfax County/Schuyler	Yes	
Howells	Ionex	Qwest	Norfolk			X	X	\$ 1.00	\$ 21.00	Colfax County/Schuyler	Yes	
Howells	McLeod USA	Qwest	Norfolk			X	X	\$ 1.00	\$ 11.00	Colfax County/Schuyler	Yes	
Howells	NT&T	Qwest	Norfolk			X	X	\$ 1.00	\$ 170.00	Colfax County/Schuyler	Yes	
Howells	Qwest	Qwest	Norfolk			X	X	\$ 1.00	\$ 352.00	Colfax County/Schuyler	Yes	
Leigh	Citizens	Qwest	Norfolk			X	X	\$ 1.00	\$ 351.00	Colfax County/Schuyler	No	
Richland	McLeod USA	Qwest	Norfolk			X	X	\$ 1.00	\$ 1.00	Colfax County/Schuyler	Yes	
Richland	NT&T	Qwest	Norfolk			X	X	\$ 1.00	\$ 1.00	Colfax County/Schuyler	Yes	
Rogers	Ionex	Qwest	Norfolk			X	X	\$ 1.00	\$ 1.00	Colfax County/Schuyler	Yes	
Rogers	McLeod USA	Qwest	Norfolk			X	X	\$ 1.00	\$ 4.00	Colfax County/Schuyler	Yes	

Wireless 911 Information Calendar Year 2004

City/Town	Local Exchange Carrier	LEC Providing 911	911 Tandem/ Selective Router	Basic 911	ANI/A LI	E911	Wireless Phase I	Monthly Surcharge	Monthly Revenue	PSAP	Interlocal Agreement	Estimated Monthly Revenue
Schuyler	AT&T	Qwest	Norfolk			X	X	\$ 1.00	\$ 4.17	Colfax County/Schuyler		
Schuyler	Ionex	Qwest	Norfolk			X	X	\$ 1.00	\$ 82.00	Colfax County/Schuyler	Yes	
Schuyler	McLeod USA	Qwest	Norfolk			X	X	\$ 1.00	\$ 53.00	Colfax County/Schuyler	Yes	
Schuyler	New Access	Qwest	Norfolk			X	X	\$ 1.00	\$ 2.00	Colfax County/Schuyler	Yes	
Schuyler	NT&T	Qwest	Norfolk			X	X	\$ 1.00	\$ 489.00	Colfax County/Schuyler	Yes	
Schuyler	Qwest	Qwest	Norfolk			X	X	\$ 1.00	\$ 1,824.00	Colfax County/Schuyler	Yes	
Schuyler	Vartec	Qwest	Norfolk			X	X	\$ 1.00	\$ 4.87	Colfax County/Schuyler	Yes	
Bancroft	Great Plains	Qwest	Norfolk			X	X	\$ 1.00	\$ 474.00	Cuming County/West Point	Yes	\$4,352.50
Bancroft	Vartec	Qwest	Norfolk			X	X	\$ 1.00	\$ 1.00	Cuming County/West Point	Yes	
Beemer	Great Plains	Qwest	Norfolk			X	X	\$ 1.00	\$ 525.00	Cuming County/West Point	Yes	
West Point	AT&T	Qwest	Norfolk			X	X	\$ 1.00	\$ 2.50	Cuming County/West Point		
West Point	Ionex	Qwest	Norfolk			X	X	\$ 1.00	\$ 1.00	Cuming County/West Point	Yes	
West Point	New Access	Qwest	Norfolk			X	X	\$ 1.00	\$ 4.00	Cuming County/West Point	Yes	
West Point	NT&T	Qwest	Norfolk			X	X	\$ 1.00	\$ 572.00	Cuming County/West Point	Yes	
West Point	Orbitcom	Qwest	Norfolk			X	X	\$ 1.00	\$ 1.00	Cuming County/West Point	Yes	\$5,951.14
West Point	Qwest	Qwest	Norfolk			X	X	\$ 1.00	\$ 1,683.00	Cuming County/West Point	Yes	
Wisner	Great Plains	Qwest	Norfolk			X	X	\$ 1.00	\$ 1,089.00	Cuming County/West Point	Yes	
Anselmo	Consolidated	Qwest	Norfolk			X	X	\$ 1.00	\$ 227.08	Custer County/Broken Bow	Yes	
Ansley	Nebraska Central	Qwest	Grand Island			X	X	\$ 1.00	\$ 475.00	Custer County/Broken Bow	Yes	
Arnold	Great Plains	Qwest	Grand Island			X	X	\$ 1.00	\$ 648.00	Custer County/Broken Bow	No	
Broken Bow	Allo Communications	Qwest	Grand Island			X	X	\$ 1.00	\$ 78.00	Custer County/Broken Bow	Yes	
Broken Bow	Excel	Qwest	Grand Island			X	X	\$ 1.00	\$ 0.92	Custer County/Broken Bow	Yes	

Wireless 911 Information Calendar Year 2004

City/Town	Local Exchange Carrier	LEC Providing 911	911 Tandem/ Selective Router	Basic 911	ANI/A LI	E911	Wireless Phase I	Monthly Surcharge	Monthly Revenue	PSAP	Interlocal Agreement	Estimated Monthly Revenue
Broken Bow	McLeod USA	Qwest	Grand Island			X	X	\$ 1.00	\$ 25.00	Custer County/Broken Bow	Yes	
Broken Bow	New Access	Qwest	Grand Island			X	X	\$ 1.00	\$ 1.00	Custer County/Broken Bow	Yes	
Broken Bow	NT&T	Qwest	Grand Island			X	X	\$ 0.50	\$ 241.00	Custer County/Broken Bow	Yes	
Broken Bow	Orbitcom	Qwest	Grand Island			X	X	\$ 0.75	\$ 2.25	Custer County/Broken Bow	Yes	
Broken Bow	Qwest	Qwest	Grand Island			X	X	\$ 1.00	\$ 2,235.00	Custer County/Broken Bow	Yes	
Broken Bow	Vartec	Qwest	Grand Island			X	X	\$ 1.00	\$ 24.25	Custer County/Broken Bow	Yes	
Callaway	Great Plains	Qwest	Grand Island			X	X	\$ 1.00	\$ 564.00	Custer County/Broken Bow	No	
Comstock	Nebraska Central	Qwest	Grand Island			X	X	\$ 1.00	\$ 117.00	Custer County/Broken Bow	Yes	
Mason City	Nebraska Central	Qwest	Grand Island			X	X	\$ 1.00	\$ 194.00	Custer County/Broken Bow	Yes	
Merna	Consolidated	Qwest	Grand Island			X	X	\$ 1.00	\$ 386.64	Custer County/Broken Bow	No	
Oconto	Great Plains	Qwest	Grand Island			X	X	\$ 1.00	\$ 206.00	Custer County/Broken Bow	No	
Sargent	Nebraska Central	Qwest	Grand Island			X	X	\$ 1.00	\$ 526.00	Custer County/Broken Bow	Yes	
Dakota City	1-800-Reconex	Qwest	Sioux City, IA			X	X	\$ 1.00	\$ 229.00	Dakota County/South Sioux City	Yes	\$8,425.83
Dakota City	CAT Comm., Int'l	Qwest	Sioux City, IA			X	X	\$ 1.00	\$ 0.50	Dakota County/South Sioux City	Yes	
Dakota City	Comm. South	Qwest	Sioux City, IA			X	X	\$ 1.00	\$ 3.00	Dakota County/South Sioux City	Yes	
Dakota City	New Access	Qwest	Sioux City, IA			X	X	\$ 1.00	\$ 9.00	Dakota County/South Sioux City	Yes	
Dakota City	FiberComm	Qwest	Sioux City, IA			X	X	\$ 1.00	\$ 41.00	Dakota County/South Sioux City	Yes	
Dakota City	AT&T	Qwest	Sioux City, IA			X	X	\$ 1.00	\$ 13.58	Dakota County/South Sioux City		
Dakota City/South Sioux City	Excel	Qwest	Sioux City, IA			X	X	\$ 1.00	\$ 4.62	Dakota County/South Sioux City	Yes	
Dakota City/South Sioux City	Qwest	Qwest	Sioux City, IA			X	X	\$ 1.00	\$ 4,291.00	Dakota County/South Sioux City	Yes	
Dakota City/South Sioux City	Vartec	Qwest	Sioux City, IA			X	X	\$ 1.00	\$ 19.47	Dakota County/South Sioux City	Yes	
Emerson	Allo Communications	Qwest	Sioux City, IA			X	X	\$ 1.00	\$ 1.00	Dakota County/South Sioux City	Yes	

Wireless 911 Information Calendar Year 2004

City/Town	Local Exchange Carrier	LEC Providing 911	911 Tandem/ Selective Router	Basic 911	ANI/A LI	E911	Wireless Phase I	Monthly Surcharge	Monthly Revenue	PSAP	Interlocal Agreement	Estimated Monthly Revenue
Emerson	AT&T	Qwest	Sioux City, IA			X	X	\$ 1.00	\$ 2.00	Dakota County/South Sioux City		
Emerson	Ionex	Qwest	Sioux City, IA			X	X	\$ 1.00	\$ 1.00	Dakota County/South Sioux City	Yes	
Emerson	NT&T	Qwest	Sioux City, IA			X	X	\$ 1.00	\$ 139.00	Dakota County/South Sioux City	Yes	
Emerson	Qwest	Qwest	Sioux City, IA			X	X	\$ 1.00	\$ 357.00	Dakota County/South Sioux City	Yes	
Emerson	Vartec	Qwest	Sioux City, IA			X	X	\$ 1.00	\$ 1.98	Dakota County/South Sioux City	Yes	
Homer	AT&T	Qwest	Sioux City, IA			X	X	\$ 1.00	\$ 9.42	Dakota County/South Sioux City		
Homer	NT&T	Qwest	Sioux City, IA			X	X	\$ 1.00	\$ 143.00	Dakota County/South Sioux City	Yes	
Homer	Qwest	Qwest	Sioux City, IA			X	X	\$ 1.00	\$ 276.00	Dakota County/South Sioux City	Yes	
Hubbard	AT&T	Qwest	Sioux City, IA			X	X	\$ 1.00	\$ 0.25	Dakota County/South Sioux City		
Hubbard	New Access	Qwest	Sioux City, IA			X	X	\$ 1.00	\$ 1.00	Dakota County/South Sioux City		
Jackson	New Access	Qwest	Sioux City, IA			X	X	\$ 1.00	\$ 1.00	Dakota County/South Sioux City	Yes	
Jackson/Hubbard	Northeast Nebraska	Qwest	Sioux City, IA			X	X	\$ 1.00	\$ 754.19	Dakota County/South Sioux City	Yes	
South Sioux City	AT&T	Qwest	Sioux City, IA			X	X	\$ 1.00	\$ 150.58	Dakota County/South Sioux City		
South Sioux City	CAT Comm., Int'l	Qwest	Sioux City, IA			X	X	\$ 1.00	\$ 2.85	Dakota County/South Sioux City	Yes	
South Sioux City	Fibercomm	Qwest	Sioux City, IA			X	X	\$ 1.00	\$ 1,041.00	Dakota County/South Sioux City	Yes	
South Sioux City	Granite Telecom.	Qwest	Sioux City, IA			X	X	\$ 1.00	\$ 1.00	Dakota County/South Sioux City	Yes	
South Sioux City	Ionex	Qwest	Sioux City, IA			X	X	\$ 1.00	\$ 18.00	Dakota County/South Sioux City		
South Sioux City	New Access	Qwest	Sioux City, IA			X	X	\$ 1.00	\$ 45.00	Dakota County/South Sioux City	Yes	
South Sioux City	NT&T	Qwest	Sioux City, IA			X	X	\$ 1.00	\$ 866.00	Dakota County/South Sioux City		
South Sioux City	Trinsic	Qwest	Sioux City, IA			X	X	\$ 1.00	\$ 1.00	Dakota County/South Sioux City	Yes	
South Sioux City	Vartec	Qwest	Sioux City, IA			X	X	\$ 1.00	\$ 2.39	Dakota County/South Sioux City	Yes	
Chadron	Allo Communications	Qwest	Grand Island			X	X	\$ 1.00	\$ 92.00	Dawes County/Chadron PD	Yes	\$3,976.31

Wireless 911 Information Calendar Year 2004

City/Town	Local Exchange Carrier	LEC Providing 911	911 Tandem/ Selective Router	Basic 911	ANI/A LI	E911	Wireless Phase I	Monthly Surcharge	Monthly Revenue	PSAP	Interlocal Agreement	Estimated Monthly Revenue
Chadron	AT&T	Qwest	Grand Island			X	X	\$ 1.00	\$ 8.92	Dawes County/Chadron PD		\$9,803.06
Chadron	Excel	Qwest	Grand Island			X	X	\$ 1.00	\$ 0.49	Dawes County/Chadron PD	Yes	
Chadron	Ionex	Qwest	Grand Island			X	X	\$ 1.00	\$ 8.00	Dawes County/Chadron PD	Yes	
Chadron	McLeod USA	Qwest	Grand Island			X	X	\$ 1.00	\$ 35.00	Dawes County/Chadron PD	Yes	
Chadron	New Access	Qwest	Grand Island			X	X	\$ 1.00	\$ 3.00	Dawes County/Chadron PD	Yes	
Chadron	NOS Comm., Inc.	Qwest	Grand Island			X	X	\$ 1.00	\$ 3.00	Dawes County/Chadron PD	Yes	
Chadron	NT&T	Qwest	Grand Island			X	X	\$ 1.00	\$ 834.00	Dawes County/Chadron PD	Yes	
Chadron	Orbitcom	Qwest	Grand Island			X	X	\$ 1.00	\$ 49.00	Dawes County/Chadron PD	Yes	
Chadron	Qwest	Qwest	Grand Island			X	X	\$ 1.00	\$ 2,036.00	Dawes County/Chadron PD	Yes	
Chadron	Trinsic	Qwest	Grand Island			X	X	\$ 1.00	\$ 2.00	Dawes County/Chadron PD	Yes	
Chadron	Vartec	Qwest	Grand Island			X	X	\$ 1.00	\$ 35.40	Dawes County/Chadron PD	Yes	
Crawford	AT&T	Qwest	Grand Island			X	X	\$ 1.00	\$ 2.50	Dawes County/Chadron PD		
Crawford	McLeod USA	Qwest	Grand Island			X	X	\$ 1.00	\$ 7.00	Dawes County/Chadron PD	Yes	
Crawford	NT&T	Qwest	Grand Island			X	X	\$ 1.00	\$ 365.00	Dawes County/Chadron PD	Yes	
Crawford	Orbitcom	Qwest	Grand Island			X	X	\$ 1.00	\$ 7.00	Dawes County/Chadron PD	Yes	
Crawford/Whitney	Qwest	Qwest	Grand Island			X	X	\$ 1.00	\$ 485.00	Dawes County/Chadron PD	Yes	
Harrison	New Access	Qwest	Grand Island			X	X	\$ 0.50	\$ 0.50	Dawes County/Chadron PD	Yes	
Harrison	Orbitcom	Qwest	Grand Island			X	X	\$ 0.50	\$ 2.50	Dawes County/Chadron PD	Yes	
Harrison	Qwest	Qwest	Grand Island			X	X	\$ 0.50	\$ 99.00	Dawes County/Chadron PD	Yes	
Whitney	McLeod USA	Qwest	Grand Island			X	X	\$ 1.00	\$ 1.00	Dawes County/Chadron PD	Yes	
Brady	Consolidated Telecom	Qwest	Grand Island			X	X	\$ 1.00	\$ 479.60	Dawson County/Gothenburg PD	No	
Gothenburg	Allo Communications	Qwest	Grand Island			X	X	\$ 1.00	\$ 51.00	Dawson County/Gothenburg	Yes	

Wireless 911 Information Calendar Year 2004

City/Town	Local Exchange Carrier	LEC Providing 911	911 Tandem/ Selective Router	Basic 911	ANI/A LI	E911	Wireless Phase I	Monthly Surcharge	Monthly Revenue	PSAP	Interlocal Agreement	Estimated Monthly Revenue
Gothenburg	AT&T	Qwest	Grand Island			X	X	\$ 1.00	\$ 0.08	PD Dawson County/Gothenburg PD		
Gothenburg	Granite Telecom.	Qwest	Grand Island			X	X	\$ 1.00	\$ 1.00	Dawson County/Gothenburg PD	Yes	
Gothenburg	McLeod USA	Qwest	Grand Island			X	X	\$ 1.00	\$ 46.00	Dawson County/Gothenburg PD	Yes	
Gothenburg	New Access	Qwest	Grand Island			X	X	\$ 1.00	\$ 1.00	Dawson County/Gothenburg PD	Yes	
Gothenburg	NT&T	Qwest	Grand Island			X	X	\$ 1.00	\$ 547.00	Dawson County/Gothenburg PD	Yes	
Gothenburg	Orbitcom	Qwest	Grand Island			X	X	\$ 1.00	\$ 28.00	Dawson County/Gothenburg PD	Yes	
Gothenburg	Qwest	Qwest	Grand Island			X	X	\$ 1.00	\$ 1,303.00	Dawson County/Gothenburg PD	Yes	
Cozad	Cozad	Qwest	Grand Island			X	X	\$ 0.50	\$ 1,400.00	Dawson County/Lexington	Yes	
Elwood	NT&T	Qwest	Grand Island			X	X	\$ 1.00	\$ 306.00	Dawson County/Lexington	Yes	
Elwood	Qwest	Qwest	Grand Island			X	X	\$ 1.00	\$ 637.00	Dawson County/Lexington	Yes	
Overton	McLeod USA	Qwest	Grand Island			X	X	\$ 1.00	\$ 3.00	Dawson County/Lexington	Yes	
Sumner	NT&T	Qwest	Grand Island			X	X	\$ 1.00	\$ 4.00	Dawson County/Lexington	Yes	
Lexington	McLeod USA	Qwest	Grand Island			X	X	\$ 1.00	\$ 82.00	Dawson County/Lexington	Yes	
Lexington	Allo Communications	Qwest	Grand Island			X	X	\$ 1.00	\$ 68.00	Dawson County/Lexington PD	Yes	
Lexington	AT&T	Qwest	Grand Island			X	X	\$ 1.00	\$ 24.08	Dawson County/Lexington PD		
Lexington	Granite Telecom.	Qwest	Grand Island			X	X	\$ 1.00	\$ 6.00	Dawson County/Lexington PD	Yes	
Lexington	Ionex	Qwest	Grand Island			X	X	\$ 1.00	\$ 20.00	Dawson County/Lexington PD	Yes	
Lexington	New Access	Qwest	Grand Island			X	X	\$ 1.00	\$ 7.00	Dawson County/Lexington PD	Yes	
Lexington	NT&T	Qwest	Grand Island			X	X	\$ 1.00	\$ 1,074.00	Dawson	Yes	

Wireless 911 Information Calendar Year 2004

City/Town	Local Exchange Carrier	LEC Providing 911	911 Tandem/ Selective Router	Basic 911	ANI/A LI	E911	Wireless Phase I	Monthly Surcharge	Monthly Revenue	PSAP	Interlocal Agreement	Estimated Monthly Revenue
Lexington	Orbitcom	Qwest	Grand Island			X	X	\$ 1.00	\$ 82.00	County/Lexington PD		
Lexington	Qwest	Qwest	Grand Island			X	X	\$ 1.00	\$ 2,964.00	Dawson County/Lexington PD	Yes	
Lexington	Trinsic	Qwest	Grand Island			X	X	\$ 1.00	\$ 2.00	Dawson County/Lexington PD	Yes	
Lexington	Vartec	Qwest	Grand Island			X	X	\$ 1.00	\$ 12.79	Dawson County/Lexington PD	Yes	
Overton	Arapahoe	Qwest	Grand Island			X	X	\$ 1.00	\$ 468.00	Dawson County/Lexington PD	Yes	
Eddyville	Great Plains	Qwest	Grand Island			X	X	\$ 1.00	\$ 100.00	Dawson County/Lexington	Yes	
Sumner	Citizens	Qwest	Grand Island			X	X	\$ 0.50	\$ 86.50	Dawson County/Lexington	No	
Allen	McLeod USA	Qwest	Norfolk			X		\$ 1.00	\$ 3.00	Dixon County/Ponca	Yes	\$1,577.34
Allen	Northeast Nebraska	Qwest	Norfolk			X		\$ 1.00	\$ 314.23	Dixon County/Ponca	Yes	
Martinsburg	Northeast Nebraska	Qwest	Norfolk			X		\$ 1.00	\$ 85.55	Dixon County/Ponca	Yes	
Newcastle	Northeast Nebraska	Qwest	Norfolk			X		\$ 1.00	\$ 324.51	Dixon County/Ponca	Yes	
Ponca	Great Plains	Qwest	Norfolk			X		\$ 1.00	\$ 727.00	Dixon County/Ponca	Yes	
Ponca	Vartec	Qwest	Norfolk			X		\$ 1.00	\$ 14.60	Dixon County/Ponca	Yes	
Wakefield	Ionex	Qwest	Norfolk			X		\$ 1.00	\$ 1.00	Dixon County/Ponca	Yes	
Wakefield	McLeod USA	Qwest	Norfolk			X		\$ 1.00	\$ 14.00	Dixon County/Ponca		
Waterbury	McLeod USA	Qwest	Norfolk			X		\$ 1.00	\$ 2.00	Dixon County/Ponca	Yes	
Waterbury	Northeast Nebraska	Qwest	Norfolk			X		\$ 1.00	\$ 91.45	Dixon County/Ponca	Yes	
Ames	AT&T	Qwest	Norfolk			X	X	\$ 0.75	\$ 3.00	Dodge County/Fremont PD		\$12,545.75
Ames	McLeod USA	Qwest	Norfolk			X	X	\$ 0.75	\$ 6.00	Dodge County/Fremont PD		
Cedar Bluffs	NT&T	Qwest	Norfolk			X	X	\$ 0.50	\$ 0.50	Dodge County/Fremont PD	No	
Dodge	AT&T	Qwest	Norfolk			X	X	\$ 0.75	\$ 0.81	Dodge County/Fremont PD		
Dodge	Great Plains	Qwest	Norfolk			X	X	\$ 0.75	\$ 450.00	Dodge County/Fremont PD	Yes	
Dodge	Ionex	Qwest	Norfolk			X	X	\$ 0.75	\$ 0.75	Dodge County/Fremont PD	Yes	
Dodge	McLeod USA	Qwest	Norfolk			X	X	\$ 0.75	\$ 2.25	Dodge County/Fremont PD	Yes	

Wireless 911 Information Calendar Year 2004

City/Town	Local Exchange Carrier	LEC Providing 911	911 Tandem/ Selective Router	Basic 911	ANI/A LI	E911	Wireless Phase I	Monthly Surcharge	Monthly Revenue	PSAP	Interlocal Agreement	Estimated Monthly Revenue
Fremont	1-800-Reconex	Qwest	Norfolk			X	X	\$ 0.75	\$ 250.00	Dodge County/Fremont PD	Yes	
Fremont	Allo Communications	Qwest	Norfolk			X	X	\$ 1.00	\$ 6.00	Dodge County/Fremont PD	Yes	
Fremont	ALLTEL-CLEC	Qwest	Norfolk			X	X	\$ 0.50	\$ 546.00	Dodge County/Fremont PD	Yes	
Fremont	AT&T	Qwest	Norfolk			X	X	\$ 0.50	\$ 159.58	Dodge County/Fremont PD		
Fremont	Excel	Qwest	Norfolk			X	X	\$ 0.50	\$ 2.06	Dodge County/Fremont PD	Yes	
Fremont	Granite Telecom.	Qwest	Norfolk			X	X	\$ 0.50	\$ 5.25	Dodge County/Fremont PD	Yes	
Fremont	MCImetro Access	Qwest	Norfolk			X	X	\$ 0.50	\$ 48.21	Dodge County/Fremont PD	Yes	
Fremont	McLeod USA	Qwest	Norfolk			X	X	\$ 0.75	\$ 249.75	Dodge County/Fremont PD	Yes	
Fremont	New Access	Qwest	Norfolk			X	X	\$ 0.50	\$ 66.00	Dodge County/Fremont PD	Yes	
FREMONT	New Access	Qwest	Norfolk			X	X	\$ 0.50	\$ 2.25	Dodge County/Fremont PD	Yes	
Fremont	NT&T	Qwest	Norfolk			X	X	\$ 0.50	\$ 780.00	Dodge County/Fremont PD	Yes	
Fremont	Qwest	Qwest	Norfolk			X	X	\$ 0.50	\$ 7,518.00	Dodge County/Fremont PD	Yes	
Fremont	Vartec	Qwest	Norfolk			X	X	\$ 0.50	\$ 39.02	Dodge County/Fremont PD	Yes	
Hooper	WesTel Systems	Qwest	Norfolk			X	X	\$ 1.00	\$ 80.00	Dodge County/Fremont PD	Yes	
Hooper/Uehling	WesTel Systems	Qwest	Norfolk			X	X	\$ 0.75	\$ 822.00	Dodge County/Fremont PD	Yes	
Inglewood	AT&T	Qwest	Norfolk			X	X	\$ 0.50	\$ 0.63	Dodge County/Fremont PD		
Nickerson	AT&T	Qwest	Norfolk			X	X	\$ 0.50	\$ 5.44	Dodge County/Fremont PD		
Nickerson	McLeod USA	Qwest	Norfolk			X	X	\$ 0.75	\$ 3.00	Dodge County/Fremont PD	Yes	
Nickerson	New Access	Qwest				X	X	\$ 0.75	\$ 2.25	Dodge County/Fremont PD		
Norrrh Bend	Great Plains	Qwest	Norfolk			X	X	\$ 0.75	\$ 680.25	Dodge County/Fremont PD	Yes	
Scribner	Great Plains	Qwest	Norfolk			X	X	\$ 0.75	\$ 545.25	Dodge County/Fremont PD	Yes	
Snyder	Great Plains	Qwest	Norfolk			X	X	\$ 0.75	\$ 253.50	Dodge County/Fremont PD	Yes	

Wireless 911 Information Calendar Year 2004

City/Town	Local Exchange Carrier	LEC Providing 911	911 Tandem/ Selective Router	Basic 911	ANI/A LI	E911	Wireless Phase I	Monthly Surcharge	Monthly Revenue	PSAP	Interlocal Agreement	Estimated Monthly Revenue
Uehling	WesTel Systems	Qwest	Norfolk			X	X	\$ 0.75	\$ 9.75	Dodge County/Fremont PD	Yes	\$125,937.53
Uehling	WesTel Systems	Qwest	Norfolk			X	X	\$ 0.75	\$ 8.25	Dodge County/Fremont PD	Yes	
Bennington	AT&T	Qwest	Council Bluffs, IA			X	X	\$ 0.50	\$ 0.63	Douglas County/Omaha		
Bennington	McLeod USA	Qwest	Council Bluffs, IA			X	X	\$ 0.50	\$ 7.00	Douglas County/Omaha	Yes	
Bennington	New Access	Qwest	Council Bluffs, IA			X	X	\$ 0.50	\$ 1.00	Douglas County/Omaha	Yes	
Bennington	NT&T	Qwest	Council Bluffs, IA			X	X	\$ 0.50	\$ 36.00	Douglas County/Omaha	Yes	
Bennington	Qwest	Qwest	Council Bluffs, IA			X	X	\$ 0.50	\$ 326.00	Douglas County/Omaha	Yes	
Douglas	McLeod USA	Qwest	Council Bluffs, IA			X	X	\$ 0.50	\$ 11.00	Douglas County/Omaha	Yes	
Elkhorn	McLeod USA	Qwest	Council Bluffs, IA			X	X	\$ 0.50	\$ 19.00	Douglas County/Omaha	Yes	
Elkhorn	New Access	Qwest	Council Bluffs, IA			X	X	\$ 0.50	\$ 6.50	Douglas County/Omaha	Yes	
Elkhorn	AT&T	Qwest	Council Bluffs, IA			X	X	\$ 0.50	\$ 23.33	Douglas County/Omaha		
Elkhorn	Cox NE Telcom	Qwest	Council Bluffs, IA			X	X	\$ 0.50	\$ 1,354.00	Douglas County/Omaha	Yes	
Elkhorn	Granite Telecom.	Qwest	Council Bluffs, IA			X	X	\$ 0.50	\$ 9.50	Douglas County/Omaha		
Elkhorn	Ionex	Qwest	Council Bluffs, IA			X	X	\$ 0.50	\$ 1.50	Douglas County/Omaha	Yes	
Elkhorn	NT&T	Qwest	Council Bluffs, IA			X	X	\$ 0.50	\$ 78.00	Douglas County/Omaha	Yes	
Elkhorn/Waterloo	Qwest	Qwest	Council Bluffs, IA			X	X	\$ 0.50	\$ 1,173.00	Douglas County/Omaha	Yes	
Fontanelle	New Access	Qwest	Council Bluffs, IA			X	X	\$ 0.75	\$ 0.75	Douglas County/Omaha		
Omaha	1-800-Reconex	Qwest	Council Bluffs, IA			X	X	\$ 0.50	\$ 90.00	Douglas County/Omaha	Yes	
Omaha	ALLTEL-CLEC	Qwest	Council Bluffs, IA			X	X	\$ 0.50	\$ 4,660.00	Douglas County/Omaha	Yes	
Omaha	AT&T	Qwest	Council Bluffs, IA			X	X	\$ 0.50	\$ 986.67	Douglas County/Omaha		
Omaha	CAT Comm., Int'l	Qwest	Council Bluffs, IA			X	X	\$ 0.50	\$ 30.38	Douglas County/Omaha	Yes	
Omaha	Granite Telecom.	Qwest	Council Bluffs, IA			X	X	\$ 0.50	\$ 141.50	Douglas County/Omaha	Yes	

Wireless 911 Information Calendar Year 2004

City/Town	Local Exchange Carrier	LEC Providing 911	911 Tandem/ Selective Router	Basic 911	ANI/A LI	E911	Wireless Phase I	Monthly Surcharge	Monthly Revenue	PSAP	Interlocal Agreement	Estimated Monthly Revenue
Omaha	Houlton	Qwest	Council Bluffs, IA			X	X	\$ 0.50	\$ 167.50	Douglas County/Omaha	Yes	
Omaha	Ionex	Qwest	Council Bluffs, IA			X	X	\$ 0.50	\$ 73.50	Douglas County/Omaha	Yes	
Omaha	MCImetro Access	Qwest	Council Bluffs, IA			X	X	\$ 0.50	\$ 2,333.50	Douglas County/Omaha	Yes	
Omaha	McLeod USA	Qwest	Council Bluffs, IA			X	X	\$ 0.50	\$ 3,241.00	Douglas County/Omaha	Yes	
Omaha	New Access	Qwest	Council Bluffs, IA			X	X	\$ 0.50	\$ 235.00	Douglas County/Omaha	Yes	
Omaha	NOS Comm., Inc.	Qwest	Council Bluffs, IA			X	X	\$ 0.50	\$ 6.46	Douglas County/Omaha	Yes	
Omaha	NT&T	Qwest	Council Bluffs, IA			X	X	\$ 0.50	\$ 617.00	Douglas County/Omaha	Yes	
Omaha	Orbitcom	Qwest	Council Bluffs, IA			X	X	\$ 0.50	\$ 31.50	Douglas County/Omaha	Yes	
Omaha	TCG	Qwest	Council Bluffs, IA			X	X	\$ 1.00	\$ 2,363.46	Douglas County/Omaha	Yes	
Omaha	Trinsic	Qwest	Council Bluffs, IA			X	X	\$ 0.50	\$ 30.00	Douglas County/Omaha	Yes	
Omaha	Vartec	Qwest	Council Bluffs, IA			X	X	\$ 1.00	\$ 232.57	Douglas County/Omaha	Yes	
Omaha (City)	Cox NE Telcom	Qwest	Council Bluffs, IA			X	X	\$ 0.50	\$ 40,294.00	Douglas County/Omaha	Yes	
Omaha (Rural)	Cox NE Telecom	Qwest	Council Bluffs, IA			X	X	\$ 0.50	\$ 12,100.00	Douglas County/Omaha	Yes	
Omaha/Ralston/Boystown	Qwest	Qwest	Council Bluffs, IA			X	X	\$ 0.50	\$ 53,663.00	Douglas County/Omaha	Yes	
Ralston	Cox NE Telcom	Qwest	Council Bluffs, IA			X	X	\$ 0.50	\$ 682.00	Douglas County/Omaha	Yes	
Ralston	Ionex	Qwest	Council Bluffs, IA			X	X	\$ 0.50	\$ 0.50	Douglas County/Omaha	Yes	
Ralston	McLeod USA	Qwest	Council Bluffs, IA			X	X	\$ 0.50	\$ 40.00	Douglas County/Omaha	Yes	
Ralston	New Access	Qwest	Council Bluffs, IA			X	X	\$ 0.50	\$ 1.00	Douglas County/Omaha	Yes	
Ralston	NT&T	Qwest	Council Bluffs, IA			X	X	\$ 0.50	\$ 6.00	Douglas County/Omaha	Yes	
Valley	AT&T	Qwest	Council Bluffs, IA			X	X	\$ 0.50	\$ 2.63	Douglas County/Omaha		
Valley	Cox NE Telcom	Qwest	Council Bluffs, IA			X	X	\$ 0.50	\$ 142.00	Douglas County/Omaha	Yes	
Valley	McLeod USA	Qwest	Council Bluffs, IA			X	X	\$ 0.50	\$ 9.50	Douglas County/Omaha	Yes	

Wireless 911 Information Calendar Year 2004

City/Town	Local Exchange Carrier	LEC Providing 911	911 Tandem/ Selective Router	Basic 911	ANI/A LI	E911	Wireless Phase I	Monthly Surcharge	Monthly Revenue	PSAP	Interlocal Agreement	Estimated Monthly Revenue
Valley	New Access	Qwest	Council Bluffs, IA			X	X	\$ 0.50	\$ 1.00	Douglas County/Omaha	Yes	
Valley	NT&T	Qwest	Council Bluffs, IA			X	X	\$ 0.50	\$ 46.00	Douglas County/Omaha	Yes	
Valley	Qwest	Qwest	Council Bluffs, IA			X	X	\$ 0.50	\$ 572.00	Douglas County/Omaha	Yes	
Waterloo	AT&T	Qwest	Council Bluffs, IA			X	X	\$ 0.50	\$ 5.04	Douglas County/Omaha		
Waterloo	CAT Comm., Int'l	Qwest	Council Bluffs, IA			X	X	\$ 0.50	\$ 0.12	Douglas County/Omaha	Yes	
Waterloo	Cox NE Telcom	Qwest	Council Bluffs, IA			X	X	\$ 0.50	\$ 78.50	Douglas County/Omaha	Yes	
Waterloo	McLeod USA	Qwest	Council Bluffs, IA			X	X	\$ 0.50	\$ 5.00	Douglas County/Omaha	Yes	
Waterloo	New Access	Qwest	Council Bluffs, IA			X	X	\$ 0.50	\$ 2.00	Douglas County/Omaha	Yes	
Exeter	ALLTEL	Alltel	Lincoln			X	X	\$ 1.00	\$ 337.00	Fillmore County/Geneva	No	\$2,498.00
Fairmont	ALLTEL	Alltel	Lincoln			X	X	\$ 1.00	\$ 274.00	Fillmore County/Geneva	No	
Fairmont	NT&T	Alltel	Lincoln			X	X	\$ 1.00	\$ 2.00	Fillmore County/Geneva	No	
Geneva	ALLTEL	Alltel	Lincoln			X	X	\$ 1.00	\$ 1,232.00	Fillmore County/Geneva	No	
Geneva	NT&T	Alltel	Lincoln			X	X	\$ 1.00	\$ 23.00	Fillmore County/Geneva	No	
Grafton	ALLTEL	Alltel	Lincoln			X	X	\$ 1.00	\$ 88.00	Fillmore County/Geneva	No	
Milligan	ALLTEL	Alltel	Lincoln			X	X	\$ 1.00	\$ 188.00	Fillmore County/Geneva	No	
Ohiowa	ALLTEL	Alltel	Lincoln			X	X	\$ 1.00	\$ 105.00	Fillmore County/Geneva	No	
Shickley	ALLTEL	Alltel	Lincoln			X	X	\$ 1.00	\$ 249.00	Fillmore County/Geneva	No	
Bloomington	Citizens	Alltel	Lincoln		X			\$ 1.00	\$ 101.00	Franklin County/Franklin	No	\$911.00
Franklin	Citizens	Alltel	Lincoln		X			\$ 1.00	\$ 699.00	Franklin County/Franklin	No	
Franklin	NT&T	Alltel	Lincoln		X			\$ 1.00	\$ 3.00	Franklin County/Franklin	No	
Naponee	Citizens	Alltel	Lincoln		X			\$ 1.00	\$ 108.00	Franklin County/Franklin	No	
Curtis	Curtis	Qwest	Grand Island		X			\$ 1.00	\$ 800.00	Frontier County/Curtis	Yes	\$1,916.64
Eustis	Consolidated	Qwest	Grand Island		X			\$ 1.00	\$ 481.40	Frontier County/Curtis	No	

Wireless 911 Information Calendar Year 2004

City/Town	Local Exchange Carrier	LEC Providing 911	911 Tandem/ Selective Router	Basic 911	ANI/A LI	E911	Wireless Phase I	Monthly Surcharge	Monthly Revenue	PSAP	Interlocal Agreement	Estimated Monthly Revenue
	Telecom											
Farnum	Arapahoe	Qwest	Grand Island		X			\$ 1.00	\$ 192.00	Frontier County/Curtis	Yes	
Indianola	Great Plains	Qwest	Grand Island		X			\$ 1.00	\$ 28.00	Frontier County/Curtis	No	
Maywood	Consolidated Telco	Qwest	Grand Island		X			\$ 1.00	\$ 274.06	Frontier County/Curtis	No	
Wellfleet	Consolidated Telco	Qwest	Grand Island		X			\$ 1.00	\$ 141.18	Frontier County/Curtis	No	
Arapahoe	Arapahoe	Qwest	Grand Island			X	X	\$ 1.00	\$ 764.00	Furnas County/Beaver City	Yes	\$3,393.56
Beaver City	Citizens	Qwest	Grand Island			X	X	\$ 1.00	\$ 448.00	Furnas County/Beaver City	No	
Beaver City	NT&T	Qwest	Grand Island			X	X	\$ 1.00	\$ 8.00	Furnas County/Beaver City	No	
Cambridge	Cambridge	Qwest	Grand Island			X	X	\$ 1.00	\$ 1,046.00	Furnas County/Beaver City	Yes	
Edison	AT&T	Qwest	Grand Island			X	X	\$ 1.00	\$ 1.00	Furnas County/Beaver City		
Edison	Citizens	Qwest	Grand Island			X	X	\$ 1.00	\$ 155.00	Furnas County/Beaver City	No	
Edison	NT&T	Qwest	Grand Island			X	X	\$ 1.00	\$ 2.00	Furnas County/Beaver City	No	
Hendley	Arapahoe	Qwest	Grand Island			X	X	\$ 1.00	\$ 52.00	Furnas County/Beaver City	Yes	
Holbrook	Arapahoe	Qwest	Grand Island			X	X	\$ 1.00	\$ 198.00	Furnas County/Beaver City	Yes	
Oxford	AT&T	Qwest	Grand Island			X	X	\$ 1.00	\$ 2.25	Furnas County/Beaver City		
Oxford	NT&T	Qwest	Grand Island			X	X	\$ 1.00	\$ 115.00	Furnas County/Beaver City	Yes	
Oxford	Pinpoint Comm.	Qwest	Grand Island			X	X	\$ 1.00	\$ 109.00	Furnas County/Beaver City	Yes	
Oxford	Qwest	Qwest	Grand Island			X	X	\$ 1.00	\$ 364.00	Furnas County/Beaver City	Yes	
Oxford	Vartec	Qwest	Grand Island			X	X	\$ 1.00	\$ 2.31	Furnas County/Beaver City	Yes	
Wilsonville	Citizens	Qwest	Grand Island			X	X	\$ 1.00	\$ 119.00	Furnas County/Beaver City	No	
Wilsonville	Pinpoint Comm.	Qwest	Grand Island			X	X	\$ 1.00	\$ 8.00	Furnas County/Beaver City	No	
Adams	ALLTEL	Alltel	Lincoln			X	X	\$ 0.50	\$ 232.00	Gage County/Beatrice	No	\$7,455.25
Adams	NT&T	Alltel	Lincoln			X	X	\$ 0.50	\$ 0.50	Gage County/Beatrice	No	
Barneston	ALLTEL	Alltel	Lincoln			X	X	\$ 0.50	\$ 70.50	Gage County/Beatrice	No	
Beatrice	ALLTEL	Alltel	Lincoln			X	X	\$ 0.75	\$ 5,642.75	Gage County/Beatrice	No	
Beatrice	Houlton	Alltel	Lincoln			X	X	\$ 0.75	\$ 0.75	Gage County/Beatrice	No	
Beatrice	New Access	Alltel	Lincoln			X	X	\$ 1.00	\$ 1.00	Gage County/Beatrice	No	

Wireless 911 Information Calendar Year 2004

City/Town	Local Exchange Carrier	LEC Providing 911	911 Tandem/ Selective Router	Basic 911	ANI/A LI	E911	Wireless Phase I	Monthly Surcharge	Monthly Revenue	PSAP	Interlocal Agreement	Estimated Monthly Revenue
Beatrice	NT&T	Alltel	Lincoln			X	X	\$ 0.75	\$ 156.00	Gage County/Beatrice	No	\$1,207.00
Blue Sprints	NT&T	Alltel	Lincoln			X	X	\$ 0.50	\$ 1.50	Gage County/Beatrice	No	
Clatonia	ALLTEL	Alltel	Lincoln			X	X	\$ 0.50	\$ 99.00	Gage County/Beatrice	No	
Clatonia	NT&T	Alltel	Lincoln			X	X	\$ 0.50	\$ 2.00	Gage County/Beatrice	No	
Cortland	ALLTEL	Alltel	Lincoln			X	X	\$ 0.50	\$ 221.25	Gage County/Beatrice	No	
Cortland	NT&T	Alltel	Lincoln			X	X	\$ 0.50	\$ 1.50	Gage County/Beatrice	No	
Filley	ALLTEL	Alltel	Lincoln			X	X	\$ 0.50	\$ 92.00	Gage County/Beatrice	No	
Filley	NT&T	Alltel	Lincoln			X	X	\$ 0.50	\$ 0.50	Gage County/Beatrice	No	
Liberty	ALLTEL	Alltel	Lincoln			X	X	\$ 0.50	\$ 62.50	Gage County/Beatrice	No	
Odell	Diller	Alltel	Lincoln			X	X	\$ 0.50	\$ 160.00	Gage County/Beatrice	Yes	
Pickrell	ALLTEL	Alltel	Lincoln			X	X	\$ 0.50	\$ 138.50	Gage County/Beatrice	No	
Pickrell	NT&T	Alltel	Lincoln			X	X	\$ 0.50	\$ 0.50	Gage County/Beatrice	No	
S. Barneston KS	ALLTEL	Alltel	Lincoln			X	X	\$ 0.50	\$ 2.00	Gage County/Beatrice	No	
S. Liberty KS	ALLTEL	Alltel	Lincoln			X	X	\$ 0.50	\$ 1.50	Gage County/Beatrice	No	
Virginia	Diller	Alltel	Lincoln			X	X	\$ 0.50	\$ 46.00	Gage County/Beatrice	Yes	
Wymore	ALLTEL	Alltel	Lincoln			X	X	\$ 0.50	\$ 514.50	Gage County/Beatrice	Yes	
Wymore	NT&T	Alltel	Lincoln			X	X	\$ 0.50	\$ 8.50	Gage County/Beatrice	Yes	
Lewellen	Sprint	Qwest	Grand Island	X				\$ 1.00	\$ 1,195.00	Garden County/Oshkosh	Yes	\$1,207.00
Lewellen	Sprint	Qwest	Grand Island	X				\$ 1.00	\$ 12.00	Garden County/Oshkosh	Yes	
Elwood	Allo Communications	Qwest	Grand Island			X		\$ 1.00	\$ 1.00	Gosper County/Hyannis	Yes	\$29.08
Elwood	AT&T	Qwest	Grand Island			X	X	\$ 1.00	\$ 5.67	Gosper County/Hyannis		
Elwood	Ionex	Qwest	Grand Island			X	X	\$ 1.00	\$ 2.00	Gosper County/Hyannis	Yes	
Elwood	McLeod USA	Qwest	Grand Island			X	X	\$ 1.00	\$ 19.00	Gosper County/Hyannis	Yes	
Elwood	New Access	Qwest	Grand Island			X	X	\$ 1.00	\$ 1.00	Gosper County/Hyannis	Yes	
Smithfield	AT&T	Qwest	Grand Island			X	X	\$ 1.00	\$ 0.42	Gosper County/Hyannis		
Alda	AT&T	Qwest	Grand Island			X	X	\$ 1.00	\$ 7.08	Hall County/Grand Island		
Alda	McLeod USA	Qwest	Grand Island			X	X	\$ 1.00	\$ 10.00	Hall County/Grand Island		
Alda	New Access	Qwest	Grand Island			X	X	\$ 1.00	\$ 2.00	Hall County/Grand Island		
Aurora	Hamilton	Qwest	Grand Island			X	X	\$ 1.00	\$ 2.00	Hall County/Grand Island		
Cairo	AT&T	Qwest	Grand Island			X	X	\$ 1.00	\$ 0.42	Hall County/Grand		\$21,177.80

Wireless 911 Information Calendar Year 2004

City/Town	Local Exchange Carrier	LEC Providing 911	911 Tandem/ Selective Router	Basic 911	ANI/A LI	E911	Wireless Phase I	Monthly Surcharge	Monthly Revenue	PSAP	Interlocal Agreement	Estimated Monthly Revenue
										Island		
Cairo	McLeod USA	Qwest	Grand Island			X	X	\$ 1.00	\$ 11.00	Hall County/Grand Island	Yes	
Cairo	New Access	Qwest	Grand Island			X	X	\$ 1.00	\$ 1.00	Hall County/Grand Island	Yes	
Cairo	NT&T	Qwest	Grand Island			X	X	\$ 1.00	\$ 190.00	Hall County/Grand Island	Yes	
Cairo	Qwest	Qwest	Grand Island			X	X	\$ 1.00	\$ 305.00	Hall County/Grand Island	Yes	
Doniphan	Hamilton	Qwest	Grand Island			X	X	\$ 1.00	\$ 813.34	Hall County/Grand Island	Yes	
Grand Island	NOS Comm., Inc.	Qwest	Grand Island			X	X	\$ 1.00	\$ 5.71	Hall County/Grand Island	Yes	
Grand Island	1-800-Reconex	Qwest	Grand Island			X	X	\$ 1.00	\$ 400.00	Hall County/Grand Island	Yes	
Grand Island	Allo Communications	Qwest	Grand Island			X	X	\$ 1.00	\$ 10.00	Hall County/Grand Island	Yes	
Grand Island	ALLTEL-CLEC	Qwest	Grand Island			X	X	\$ 0.50	\$ 2,079.00	Hall County/Grand Island	Yes	
Grand Island	AT&T	Qwest	Grand Island			X	X	\$ 1.00	\$ 306.25	Hall County/Grand Island		
Grand Island	CAT Comm., Int'l	Qwest	Grand Island			X	X	\$ 1.00	\$ 3.33	Hall County/Grand Island	Yes	
Grand Island	Comm. South	Qwest	Grand Island			X	X	\$ 1.00	\$ 1.00	Hall County/Grand Island	Yes	
Grand Island	Granite Telecom.	Qwest	Grand Island			X	X	\$ 1.00	\$ 25.00	Hall County/Grand Island	Yes	
Grand Island	Ionex	Qwest	Grand Island			X	X	\$ 1.00	\$ 40.00	Hall County/Grand Island	Yes	
Grand Island	MCImetro Access	Qwest	Grand Island			X	X	\$ 1.00	\$ 1.00	Hall County/Grand Island	Yes	
Grand Island	McLeod USA	Qwest	Grand Island			X	X	\$ 1.00	\$ 367.00	Hall County/Grand Island	Yes	
Grand Island	New Access	Qwest	Grand Island			X	X	\$ 1.00	\$ 117.00	Hall County/Grand Island	Yes	
Grand Island	NT&T	Qwest	Grand Island			X	X	\$ 1.00	\$ 2,491.00	Hall County/Grand Island	Yes	
Grand Island	Vartec	Qwest	Grand Island			X	X	\$ 1.00	\$ 148.83	Hall County/Grand Island	Yes	
Grand Island	Orbitcom	Qwest	Grand Island			X	X	\$ 1.00	\$ 25.00	Hall County/Grand Island	Yes	
Grand Island	Trinsic	Qwest	Grand Island			X	X	\$ 1.00	\$ 15.00	Hall County/Grand Island	Yes	
Grand Island/Alda	Qwest	Qwest	Grand Island			X	X	\$ 1.00	\$ 13,063.00	Hall County/Grand	Yes	

Wireless 911 Information Calendar Year 2004

City/Town	Local Exchange Carrier	LEC Providing 911	911 Tandem/ Selective Router	Basic 911	ANI/A LI	E911	Wireless Phase I	Monthly Surcharge	Monthly Revenue	PSAP	Interlocal Agreement	Estimated Monthly Revenue
										Island		
Phillips	Hamilton	Qwest	Grand Island			X	X	\$ 1.00	\$ 9.00	Hall County/Grand Island		
Trumbull	Hamilton	Qwest	Grand Island			X	X	\$ 1.00	\$ 3.00	Hall County/Grand Island		
Wood River	AT&T	Qwest	Grand Island			X	X	\$ 1.00	\$ 5.75	Hall County/Grand Island		
Wood River	CAT Comm., Int'l	Qwest	Grand Island			X	X	\$ 1.00	\$ 0.09	Hall County/Grand Island		
Wood River	Ionex	Qwest	Grand Island			X	X	\$ 1.00	\$ 2.00	Hall County/Grand Island	Yes	
Wood River	McLeod USA	Qwest	Grand Island			X	X	\$ 1.00	\$ 24.00	Hall County/Grand Island	Yes	
Wood River	New Access	Qwest	Grand Island			X	X	\$ 1.00	\$ 3.00	Hall County/Grand Island	Yes	
Wood River	NT&T	Qwest	Grand Island			X	X	\$ 1.00	\$ 247.00	Hall County/Grand Island	Yes	
Wood River	Qwest	Qwest	Grand Island			X	X	\$ 1.00	\$ 444.00	Hall County/Grand Island	Yes	
Aurora	Hamilton	Qwest	Grand Island			X	X	\$ 0.75	\$ 2,634.41	Hamilton County/Aurora	No	\$4,054.56
Doniphan	Hamilton	Qwest	Grand Island			X	X	\$ 0.75	\$ 10.50	Hamilton County/Aurora		
Giltner	Hamilton	Qwest	Grand Island			X	X	\$ 0.75	\$ 247.58	Hamilton County/Aurora	No	
Hampton	Hamilton	Qwest	Grand Island			X	X	\$ 0.75	\$ 307.78	Hamilton County/Aurora	No	
Hordville	Hamilton	Qwest	Grand Island			X	X	\$ 0.75	\$ 105.00	Hamilton County/Aurora	No	
Marquette	Hamilton	Qwest	Grand Island			X	X	\$ 0.75	\$ 241.56	Hamilton County/Aurora	No	
Marquette	New Access	Qwest	Grand Island			X	X	\$ 0.75	\$ 2.25	Hamilton County/Aurora	No	
Phillips	Hamilton	Qwest	Grand Island			X	X	\$ 0.75	\$ 327.48	Hamilton County/Aurora	No	
Stockham	Hamilton	Qwest	Grand Island			X	X	\$ 0.75	\$ 49.93	Hamilton County/Aurora	No	
Trumbull	Hamilton	Qwest	Grand Island			X	X	\$ 0.75	\$ 128.07	Hamilton County/Aurora	No	
Alma	Citizens	Qwest	Grand Island			X	X	\$ 1.00	\$ 758.00	Harlan /Phelps Counties/Holdrege PD	No	\$6,222.69
Alma	NT&T	Qwest	Grand Island			X	X	\$ 1.00	\$ 40.00	Harlan /Phelps Counties/Holdrege	No	

Wireless 911 Information Calendar Year 2004

City/Town	Local Exchange Carrier	LEC Providing 911	911 Tandem/ Selective Router	Basic 911	ANI/A LI	E911	Wireless Phase I	Monthly Surcharge	Monthly Revenue	PSAP	Interlocal Agreement	Estimated Monthly Revenue
Alma	Pinpoint Comm.	Qwest	Grand Island			X	X	\$ 1.00	\$ 4.00	PD Harlan /Phelps Counties/Holdrege		
Atlanta	NT&T	Qwest	Grand Island			X	X	\$ 1.00	\$ 21.00	PD Harlan /Phelps Counties/Holdrege	No	
Atlanta	Pinpoint Comm.	Qwest	Grand Island			X	X	\$ 1.00	\$ 8.00	PD Harlan /Phelps Counties/Holdrege		
Atlanta	Qwest	Qwest	Grand Island			X	X	\$ 1.00	\$ 72.00	PD Harlan /Phelps Counties/Holdrege	No	
Bertrand	Citizens	Qwest	Grand Island			X	X	\$ 1.00	\$ 561.00	PD Harlan /Phelps Counties/Holdrege	Yes	
Bertrand	NT&T	Qwest	Grand Island			X	X	\$ 1.00	\$ 9.00	PD Harlan /Phelps Counties/Holdrege	Yes	
FUNK	Glenwood	Qwest	Grand Island			X	X	\$ 1.00	\$ 273.00	PD Harlan /Phelps Counties/Holdrege	Yes	
Holdrege	Allo Communications	Qwest	Grand Island			X	X	\$ 1.00	\$ 160.00	PD Harlan /Phelps Counties/Holdrege		
Holdrege	AT&T	Qwest	Grand Island			X	X	\$ 1.00	\$ 13.08	PD Harlan /Phelps Counties/Holdrege		
Holdrege	Ionex	Qwest	Grand Island			X	X	\$ 1.00	\$ 19.00	PD Harlan /Phelps Counties/Holdrege		
Holdrege	New Access	Qwest	Grand Island			X	X	\$ 1.00	\$ 7.00	PD Harlan /Phelps Counties/Holdrege		
Holdrege	NT&T	Qwest	Grand Island			X	X	\$ 1.00	\$ 798.00	PD Harlan /Phelps Counties/Holdrege	No	
Holdrege	Orbitcom	Qwest	Grand Island			X	X	\$ 1.00	\$ 5.00	PD Harlan /Phelps Counties/Holdrege		
Holdrege	Pinpoint Comm.	Qwest	Grand Island			X	X	\$ 1.00	\$ 6.00	PD Harlan /Phelps Counties/Holdrege		
Holdrege	Qwest	Qwest	Grand Island			X	X	\$ 1.00	\$ 2,416.00	PD Harlan /Phelps Counties/Holdrege	No	

Wireless 911 Information Calendar Year 2004

City/Town	Local Exchange Carrier	LEC Providing 911	911 Tandem/ Selective Router	Basic 911	ANI/A LI	E911	Wireless Phase I	Monthly Surcharge	Monthly Revenue	PSAP	Interlocal Agreement	Estimated Monthly Revenue
Holdrege	Vartec	Qwest	Grand Island			X	X	\$ 1.00	\$ 5.61	PD Harlan /Phelps Counties/Holdrege PD		
Huntley	Great Plains	Qwest	Grand Island			X	X	\$ 1.00	\$ 67.00	Harlan /Phelps Counties/Holdrege PD	Yes	
Loomis	Arapahoe	Qwest	Grand Island			X	X	\$ 1.00	\$ 308.00	Harlan /Phelps Counties/Holdrege PD	Yes	
Orleans	Citizens	Qwest	Grand Island			X	X	\$ 1.00	\$ 305.00	Harlan /Phelps Counties/Holdrege PD	No	
Orleans	NT&T	Qwest	Grand Island			X	X	\$ 1.00	\$ 6.00	Harlan /Phelps Counties/Holdrege PD	No	
Republican City	Citizens	Qwest	Grand Island			X	X	\$ 1.00	\$ 213.00	Harlan /Phelps Counties/Holdrege PD	No	
Republican City	NT&T	Qwest	Grand Island			X	X	\$ 1.00	\$ 1.00	Harlan /Phelps Counties/Holdrege PD	No	
Stamford	Citizens	Qwest	Grand Island			X	X	\$ 1.00	\$ 147.00	Harlan /Phelps Counties/Holdrege PD	No	
Hayes Center	Great Plains	Qwest	Grand Island	X				\$ 0.50	\$ 156.50	Hayes County/Hayes Center	Yes	\$156.50
Culbertson	Great Plains	Qwest	Grand Island		X			\$ 0.50	\$ 281.50	Hitchcock County/Trenton	No	\$903.00
Palisade	Great Plains	Qwest	Grand Island		X			\$ 0.50	\$ 178.50	Hitchcock County/Trenton	Yes	
Stratton	Great Plains	Qwest	Grand Island		X			\$ 0.50	\$ 170.00	Hitchcock County/Trenton	No	
Trenton	Great Plains	Qwest	Grand Island		X			\$ 0.50	\$ 273.00	Hitchcock County/Trenton	No	
Atkinson	AT&T	Qwest	Norfolk			X	X	\$ 1.00	\$ 7.83	Holt/Boyd Counties/O'Neill		\$6,746.12
Atkinson	NT&T	Qwest	Norfolk			X	X	\$ 1.00	\$ 508.00	Holt/Boyd Counties/O'Neill	Yes	
Atkinson	Qwest	Qwest	Norfolk			X	X	\$ 1.00	\$ 1,445.00	Holt/Boyd Counties/O'Neill	Yes	
Bristow	Northeast Nebraska	Qwest	Norfolk			X	X	\$ 1.00	\$ 87.22	Holt/Boyd Counties/O'Neill	Yes	
Butte	Northeast Nebraska	Qwest	Norfolk			X	X	\$ 1.00	\$ 337.83	Holt/Boyd Counties/O'Neill	Yes	

Wireless 911 Information Calendar Year 2004

City/Town	Local Exchange Carrier	LEC Providing 911	911 Tandem/ Selective Router	Basic 911	ANI/A LI	E911	Wireless Phase I	Monthly Surcharge	Monthly Revenue	PSAP	Interlocal Agreement	Estimated Monthly Revenue
Chambers	K&M	Qwest	Norfolk			X	X	\$ 1.00	\$ 1.00	Holt/Boyd Counties/O'Neill	Yes	\$2,611.37
Chambers	K&M	Qwest	Norfolk			X	X	\$ 1.00	\$ 11.00	Holt/Boyd Counties/O'Neill	Yes	
Ewing	Great Plains	Qwest	Norfolk			X	X	\$ 1.00	\$ 359.00	Holt/Boyd Counties/O'Neill	Yes	
Inman	K&M	Qwest	Norfolk			X	X	\$ 1.00	\$ 3.00	Holt/Boyd Counties/O'Neill	Yes	
Inman	K&M	Qwest	Norfolk			X	X	\$ 1.00	\$ 168.00	Holt/Boyd Counties/O'Neill	Yes	
Inman	K&M	Qwest	Norfolk			X	X	\$ 1.00	\$ 8.00	Holt/Boyd Counties/O'Neill	Yes	
Lynch	Three River Telco	Qwest	Norfolk			X	X	\$ 1.00	\$ 351.00	Holt/Boyd Counties/O'Neill	No	
Naper	Three River Telco	Qwest	Norfolk			X	X	\$ 1.00	\$ 181.00	Holt/Boyd Counties/O'Neill	Yes	
O'Neill	AT&T	Qwest	Norfolk			X	X	\$ 1.00	\$ 7.00	Holt/Boyd Counties/O'Neill		
O'Neill	Excel	Qwest	Norfolk			X	X	\$ 0.50	\$ 0.87	Holt/Boyd Counties/O'Neill	Yes	
O'Neill	NT&T	Qwest	Norfolk			X	X	\$ 1.00	\$ 766.00	Holt/Boyd Counties/O'Neill	No	
O'Neill	Orbitcom	Qwest	Norfolk			X	X	\$ 1.00	\$ 47.00	Holt/Boyd Counties/O'Neill	No	
O'Neill	Qwest	Qwest	Norfolk			X	X	\$ 1.00	\$ 1,172.00	Holt/Boyd Counties/O'Neill	Yes	
Page	Great Plains	Qwest	Norfolk			X	X	\$ 1.00	\$ 225.00	Holt/Boyd Counties/O'Neill	Yes	
Spencer	Northeast Nebraska	Qwest	Norfolk			X	X	\$ 1.00	\$ 440.67	Holt/Boyd Counties/O'Neill	Yes	
Stuart	Northeast Nebraska	Qwest	Norfolk			X	X	\$ 1.00	\$ 619.70	Holt/Boyd Counties/O'Neill	Yes	
Boelus	Nebraska Central	Qwest	Grand Island			X	X	\$ 1.00	\$ 184.00	Howard County/St. Paul	Yes	
Cotesfield	Great Plains	Qwest	Grand Island			X	X	\$ 1.00	\$ 86.00	Howard County/St. Paul	Yes	
Cushing	AT&T	Qwest	Grand Island			X	X	\$ 1.00	\$ 0.42	Howard County/St. Paul		
Dannebrog	Nebraska Central	Qwest	Grand Island			X	X	\$ 1.00	\$ 363.00	Howard County/St. Paul	Yes	
Elba	Nebraska Central	Qwest	Grand Island			X	X	\$ 1.00	\$ 148.00	Howard County/St. Paul	Yes	
Farwell	NT&T	Qwest	Grand Island			X	X	\$ 1.00	\$ 59.00	Howard County/St. Paul	Yes	

Wireless 911 Information Calendar Year 2004

City/Town	Local Exchange Carrier	LEC Providing 911	911 Tandem/ Selective Router	Basic 911	ANI/A LI	E911	Wireless Phase I	Monthly Surcharge	Monthly Revenue	PSAP	Interlocal Agreement	Estimated Monthly Revenue
Farwell	Qwest	Qwest	Grand Island			X	X	\$ 1.00	\$ 94.00	Howard County/St. Paul	Yes	
St. Libory	AT&T	Qwest	Grand Island			X	X	\$ 1.00	\$ 0.21	Howard County/St. Paul		
St. Libory	NT&T	Qwest	Grand Island			X	X	\$ 1.00	\$ 119.00	Howard County/St. Paul	Yes	
St. Libory	Qwest	Qwest	Grand Island			X	X	\$ 1.00	\$ 229.00	Howard County/St. Paul	Yes	
St. Paul	AT&T	Qwest	Grand Island			X	X	\$ 1.00	\$ 8.79	Howard County/St. Paul		
St. Paul	CAT Comm., Int'l	Qwest	Grand Island			X	X	\$ 1.00	\$ 0.17	Howard County/St. Paul	Yes	
St. Paul	New Access	Qwest	Grand Island			X	X	\$ 1.00	\$ 2.00	Howard County/St. Paul	Yes	
St. Paul	NT&T	Qwest	Grand Island			X	X	\$ 1.00	\$ 381.00	Howard County/St. Paul	Yes	
St. Paul	Qwest	Qwest	Grand Island			X	X	\$ 1.00	\$ 931.00	Howard County/St. Paul	Yes	
St. Paul	Vartec	Qwest	Grand Island			X	X	\$ 1.00	\$ 5.78	Howard County/St. Paul	Yes	
Daykin	ALLTEL	Alltel	Lincoln			X	X	\$ 1.00	\$ 203.00	Jefferson County/Fairbury	No	\$4,181.00
Diller	Diller	Alltel	Lincoln			X	X	\$ 1.00	\$ 300.00	Jefferson County/Fairbury	Yes	
Fairbury	ALLTEL	Alltel	Lincoln			X	X	\$ 1.00	\$ 2,827.00	Jefferson County/Fairbury	No	
Fairbury	Houlton	Alltel	Lincoln			X	X	\$ 1.00	\$ 1.00	Jefferson County/Fairbury	No	
Fairbury	NT&T	Alltel	Lincoln			X	X	\$ 1.00	\$ 77.00	Jefferson County/Fairbury	No	
Harbine	Diller	Alltel	Lincoln			X	X	\$ 1.00	\$ 100.00	Jefferson County/Fairbury	Yes	
Jansen	ALLTEL	Alltel	Lincoln			X	X	\$ 1.00	\$ 138.00	Jefferson County/Fairbury	No	
Plymouth	ALLTEL	Alltel	Lincoln			X	X	\$ 1.00	\$ 389.00	Jefferson County/Fairbury	Yes	
Plymouth	NT&T	Alltel	Lincoln			X	X	\$ 1.00	\$ 5.00	Jefferson County/Fairbury	Yes	
Reynolds	Great Plains	Alltel	Lincoln			X	X	\$ 1.00	\$ 67.00	Jefferson County/Fairbury		
Steele City	ALLTEL	Alltel	Lincoln			X	X	\$ 1.00	\$ 74.00	Jefferson County/Fairbury	No	\$2,069.00
Cook	ALLTEL	Alltel	Lincoln		X			\$ 0.50	\$ 151.50	Johnson County/Tecumseh	No	

Wireless 911 Information Calendar Year 2004

City/Town	Local Exchange Carrier	LEC Providing 911	911 Tandem/ Selective Router	Basic 911	ANI/A LI	E911	Wireless Phase I	Monthly Surcharge	Monthly Revenue	PSAP	Interlocal Agreement	Estimated Monthly Revenue
Crab Orchard	ALLTEL	Alltel	Lincoln		X			\$ 0.50	\$ 34.00	Johnson County/Tecumseh	No	
Dawson	ALLTEL	Alltel	Lincoln		X			\$ 1.00	\$ 92.00	Johnson County/Tecumseh	Yes	
Dubois	ALLTEL	Alltel	Lincoln		X			\$ 1.00	\$ 137.00	Johnson County/Tecumseh	Yes	
Elk Creek	ALLTEL	Alltel	Lincoln		X			\$ 0.50	\$ 52.00	Johnson County/Tecumseh	Yes	
Humboldt	ALLTEL	Alltel	Lincoln		X			\$ 0.50	\$ 375.50	Johnson County/Tecumseh	Yes	
S. Dubois KS	ALLTEL	Alltel	Lincoln		X			\$ 1.00	\$ 105.00	Johnson County/Tecumseh	Yes	
Sterling	ALLTEL	Alltel	Lincoln		X			\$ 0.50	\$ 228.00	Johnson County/Tecumseh	No	
Sterling	NT&T	Alltel	Lincoln		X			\$ 0.50	\$ 0.50	Johnson County/Tecumseh	No	
Table Rock	ALLTEL	Alltel	Lincoln		X			\$ 1.00	\$ 224.00	Johnson County/Tecumseh	Yes	
Tecumseh	ALLTEL	Alltel	Lincoln		X			\$ 0.50	\$ 667.00	Johnson County/Tecumseh	No	
Tecumseh	Fast Phones	Alltel	Lincoln		X			\$ 0.50	\$ 0.50	Johnson County/Tecumseh	No	
Tecumseh	NT&T	Alltel	Lincoln		X			\$ 0.50	\$ 2.00	Johnson County/Tecumseh	No	
Axtell	AT&T	Qwest	Grand Island			X	X	\$ 1.00	\$ 2.25	Kearney County/Minden		\$2,850.01
Axtell	McLeod USA	Qwest	Grand Island			X	X	\$ 1.00	\$ 11.00	Kearney County/Minden	Yes	
Axtell	New Access	Qwest	Grand Island			X	X	\$ 1.00	\$ 1.00	Kearney County/Minden	Yes	
Axtell	NT&T	Qwest	Grand Island			X	X	\$ 1.00	\$ 135.00	Kearney County/Minden	Yes	
Axtell	Qwest	Qwest	Grand Island			X	X	\$ 1.00	\$ 276.00	Kearney County/Minden	Yes	
Heartwell	Pinpoint Comm.	Qwest	Grand Island			X	X	\$ 1.00	\$ 1.00	Kearney County/Minden	No	
Hildreth	Citizens	Qwest	Grand Island			X	X	\$ 1.00	\$ 292.00	Kearney County/Minden	No	
Minden	Allo Communications	Qwest	Grand Island			X	X	\$ 1.00	\$ 17.00	Kearney County/Minden	Yes	
Minden	AT&T	Qwest	Grand Island			X	X	\$ 1.00	\$ 9.67	Kearney County/Minden		
Minden	Ionex	Qwest	Grand Island			X	X	\$ 1.00	\$ 4.00	Kearney County/Minden	Yes	

Wireless 911 Information Calendar Year 2004

City/Town	Local Exchange Carrier	LEC Providing 911	911 Tandem/ Selective Router	Basic 911	ANI/A LI	E911	Wireless Phase I	Monthly Surcharge	Monthly Revenue	PSAP	Interlocal Agreement	Estimated Monthly Revenue
Minden	McLeod USA	Qwest	Grand Island			X	X	\$ 1.00	\$ 36.00	Kearney County/Minden	Yes	\$5,806.47
Minden	New Access	Qwest	Grand Island			X	X	\$ 1.00	\$ 2.00	Kearney County/Minden	Yes	
Minden	NT&T	Qwest	Grand Island			X	X	\$ 1.00	\$ 534.00	Kearney County/Minden	Yes	
Minden	Pinpoint Comm.	Qwest	Grand Island			X	X	\$ 1.00	\$ 25.00	Kearney County/Minden	Yes	
Minden	Qwest	Qwest	Grand Island			X	X	\$ 1.00	\$ 1,126.00	Kearney County/Minden	Yes	
Minden	Vartec	Qwest	Grand Island			X	X	\$ 1.00	\$ 8.09	Kearney County/Minden	Yes	
Ragan	Great Plains	Qwest	Grand Island			X	X	\$ 1.00	\$ 71.00	Kearney County/Minden	Yes	
Wilcox	Great Plains	Qwest	Grand Island			X	X	\$ 1.00	\$ 299.00	Kearney County/Minden	Yes	
Arthur	Consolidated	Qwest	Grand Island			X	X	\$ 0.60	\$ 131.08	Keith County/Ogallala	Yes	
Ashby	Consolidated	Qwest	Grand Island			X	X	\$ 1.00	\$ 84.42	Keith County/Ogallala	Yes	
Big Springs	AT&T	Qwest	Grand Island			X	X	\$ 0.50	\$ 8.00	Keith County/Ogallala		
Big Springs	New Access	Qwest	Grand Island			X	X	\$ 1.00	\$ 1.00	Keith County/Ogallala	Yes	
Big Springs	NT&T	Qwest	Grand Island			X	X	\$ 0.50	\$ 43.00	Keith County/Ogallala	Yes	
Big Springs	Qwest	Qwest	Grand Island			X	X	\$ 0.50	\$ 146.00	Keith County/Ogallala	Yes	
Bingham	Consolidated	Qwest	Grand Island			X	X	\$ 1.00	\$ 42.21	Keith County/Ogallala	Yes	
Brule	Applied Comm. Co.	Qwest	Grand Island			X	X	\$ 1.00	\$ 5.00	Keith County/Ogallala	Yes	
Brule	Arapahoe	Qwest	Grand Island			X	X	\$ 1.00	\$ 341.00	Keith County/Ogallala	Yes	
Hyannis	Consolidated	Qwest	Grand Island			X	X	\$ 1.00	\$ 355.77	Keith County/Ogallala	Yes	
Hyannis	Vartec	Qwest	Grand Island			X	X	\$ 1.00	\$ 3.63	Keith County/Ogallala	Yes	
Keystone	Keystone-Arthur	Qwest	Grand Island			X	X	\$ 1.00	\$ 191.00	Keith County/Ogallala	Yes	
Lemoyne	Keystone-Arthur	Qwest	Grand Island			X	X	\$ 1.00	\$ 343.00	Keith County/Ogallala	Yes	
Ogallala	AT&T	Qwest	Grand Island			X	X	\$ 1.00	\$ 21.17	Keith County/Ogallala		
Ogallala	Excel	Qwest	Grand Island			X	X	\$ 0.50	\$ 0.17	Keith County/Ogallala	Yes	
Ogallala	Granite Telecom.	Qwest	Grand Island			X	X	\$ 1.00	\$ 2.00	Keith County/Ogallala	Yes	
Ogallala	Ionex	Qwest	Grand Island			X	X	\$ 1.00	\$ 16.00	Keith County/Ogallala	Yes	
Ogallala	McLeod USA	Qwest	Grand Island			X	X	\$ 1.00	\$ 45.00	Keith County/Ogallala	Yes	
Ogallala	New Access	Qwest	Grand Island			X	X	\$ 1.00	\$ 8.00	Keith County/Ogallala	Yes	
Ogallala	NT&T	Qwest	Grand Island			X	X	\$ 1.00	\$ 624.00	Keith County/Ogallala	Yes	
Ogallala	Orbitcom	Qwest	Grand Island			X	X	\$ 1.00	\$ 68.00	Keith County/Ogallala	Yes	
Ogallala	Qwest	Qwest	Grand Island			X	X	\$ 1.00	\$ 2,365.00	Keith County/Ogallala	Yes	
Ogallala	Vartec	Qwest	Grand Island			X	X	\$ 0.50	\$ 6.18	Keith County/Ogallala	Yes	
Ogallala	Allo Communications	Qwest	Grand Island			X	X	\$ 1.00	\$ 314.00	Keith County/Ogallala	Yes	

Wireless 911 Information Calendar Year 2004

City/Town	Local Exchange Carrier	LEC Providing 911	911 Tandem/ Selective Router	Basic 911	ANI/A LI	E911	Wireless Phase I	Monthly Surcharge	Monthly Revenue	PSAP	Interlocal Agreement	Estimated Monthly Revenue
Paxton	Consolidated Telco	Qwest	Grand Island			X	X	\$ 1.00	\$ 521.24	Keith County/Ogallala	No	\$2,226.17
Whitman	Consolidated	Qwest	Grand Island			X	X	\$ 1.00	\$ 120.60	Keith County/Ogallala	Yes	
Bushnell	Dalton	Sprint	Scottsbluff			X	X	\$ 1.00	\$ 183.00	Kimball County/Kimball	No	
Dix	Dalton	Sprint	Scottsbluff			X	X	\$ 1.00	\$ 187.00	Kimball County/Kimball	No	
Kimball	AT&T	Sprint	Scottsbluff			X	X	\$ 1.00	\$ 0.17	Kimball County/Kimball		
Kimball	Sprint	Sprint	Scottsbluff			X	X	\$ 1.00	\$ 1,856.00	Kimball County/Kimball	No	
Bloomfield	Great Plains	Qwest	Norfolk	X				\$ 1.00	\$ 1,190.00	Knox County/Center	Yes	\$5,084.00
Center	Great Plains	Qwest	Norfolk	X				\$ 1.00	\$ 150.00	Knox County/Center	Yes	
Creighton	Great Plains	Qwest	Norfolk	X				\$ 1.00	\$ 1,010.00	Knox County/Center	Yes	
Crofton	Great Plains	Qwest	Norfolk	X				\$ 1.00	\$ 776.00	Knox County/Center	Yes	
Niobrara	Great Plains	Qwest	Norfolk	X				\$ 1.00	\$ 587.00	Knox County/Center	Yes	
Verdel	Three River Telco	Qwest	Norfolk	X				\$ 1.00	\$ 133.00	Knox County/Center	Yes	
Verdigre	Great Plains	Qwest	Norfolk	X				\$ 1.00	\$ 508.00	Knox County/Center	Yes	
Walnut	Great Plains	Qwest	Norfolk	X				\$ 1.00	\$ 62.00	Knox County/Center	Yes	
Wausa	Great Plains	Qwest	Norfolk	X				\$ 1.00	\$ 547.00	Knox County/Center	Yes	
Winnetoon	Great Plains	Qwest	Norfolk	X				\$ 1.00	\$ 121.00	Knox County/Center	Yes	
Bennet	ALLTEL	Alltel	Lincoln			X	X	\$ 0.75	\$ 555.75	Lancaster County/Lincoln	No	\$93,423.17
Bennet	NT&T	Alltel	Lincoln			X	X	\$ 1.00	\$ 2.00	Lancaster County/Lincoln	No	
Bennett	Houlton	Alltel	Lincoln			X	X	\$ 0.75	\$ 0.75	Lancaster County/Lincoln	No	
Davey	ALLTEL	Alltel	Lincoln			X	X	\$ 0.75	\$ 321.75	Lancaster County/Lincoln	No	
Denton	ALLTEL	Alltel	Lincoln			X	X	\$ 0.75	\$ 395.25	Lancaster County/Lincoln	No	
Denton	NT&T	Alltel	Lincoln			X	X	\$ 1.00	\$ 2.00	Lancaster County/Lincoln	No	
Eagle	ALLTEL	Alltel	Lincoln			X	X	\$ 0.75	\$ 712.75	Lancaster County/Lincoln	No	
Emerald	NT&T	Alltel	Lincoln			X	X	\$ 1.00	\$ 1.00	Lancaster County/Lincoln	Yes	
Firth	ALLTEL	Alltel	Lincoln			X	X	\$ 0.75	\$ 459.75	Lancaster County/Lincoln	No	
Firth	NT&T	Alltel	Lincoln			X	X	\$ 1.00	\$ 3.00	Lancaster County/Lincoln	No	
Hallam	ALLTEL	Alltel	Lincoln			X	X	\$ 0.75	\$ 104.25	Lancaster County/Lincoln	No	
Hickman	ALLTEL	Alltel	Lincoln			X	X	\$ 0.75	\$ 717.75	Lancaster	No	

Wireless 911 Information Calendar Year 2004

City/Town	Local Exchange Carrier	LEC Providing 911	911 Tandem/ Selective Router	Basic 911	ANI/A LI	E911	Wireless Phase I	Monthly Surcharge	Monthly Revenue	PSAP	Interlocal Agreement	Estimated Monthly Revenue
										County/Lincoln		
Hickman	NT&T	Alltel	Lincoln			X	X	\$ 1.00	\$ 1.00	Lancaster County/Lincoln	No	
Lincoln	ALLTEL	Alltel	Lincoln			X	X	\$ 0.75	\$ 85,022.00	Lancaster County/Lincoln	No	
Lincoln	AT&T	Alltel	Lincoln			X	X	\$ 0.75	\$ 5.42	Lancaster County/Lincoln		
Lincoln	Fast Phones	Alltel	Lincoln			X	X	\$ 0.75	\$ 33.00	Lancaster County/Lincoln	No	
Lincoln	Houlton	Alltel	Lincoln			X	X	\$ 0.75	\$ 9.75	Lancaster County/Lincoln	No	
Lincoln	New Access	Alltel	Lincoln			X	X	\$ 0.75	\$ 2.00	Lancaster County/Lincoln	No	
Lincoln	NT&T	Alltel	Lincoln			X	X	\$ 1.00	\$ 1,718.00	Lancaster County/Lincoln	No	
Lincoln	Orbitcom	Alltel	Lincoln			X	X	\$ 0.50	\$ 1.50	Lancaster County/Lincoln	No	
Lincoln	Time Warner Cable	Alltel	Lincoln			X	X	\$ 0.75	\$ 288.00	Lancaster County/Lincoln	No	
Malcolm	ALLTEL	Alltel	Lincoln			X	X	\$ 0.75	\$ 441.00	Lancaster County/Lincoln	No	
Malcolm	Fast Phones	Alltel	Lincoln			X	X	\$ 0.75	\$ 0.75	Lancaster County/Lincoln	No	
Martell	ALLTEL	Alltel	Lincoln			X	X	\$ 0.75	\$ 292.50	Lancaster County/Lincoln	No	
Panama	ALLTEL	Alltel	Lincoln			X	X	\$ 0.75	\$ 205.50	Lancaster County/Lincoln	No	
Pleasant Dale	ALLTEL	Alltel	Lincoln			X	X	\$ 0.75	\$ 202.50	Lancaster County/Lincoln	No	
Pleasant Dale	NT&T	Alltel	Lincoln			X	X	\$ 1.00	\$ 6.00	Lancaster County/Lincoln	No	
Raymond	ALLTEL	Alltel	Lincoln			X	X	\$ 0.75	\$ 376.50	Lancaster County/Lincoln	No	
Raymond	Fast Phones	Alltel	Lincoln			X	X	\$ 0.75	\$ 0.75	Lancaster County/Lincoln	No	
Raymond	NT&T	Alltel	Lincoln			X	X	\$ 1.00	\$ 1.00	Lancaster County/Lincoln	Yes	
Roca	NT&T	Alltel	Lincoln			X	X	\$ 1.00	\$ 6.00	Lancaster County/Lincoln		
Valparaiso	ALLTEL	Alltel	Lincoln			X	X	\$ 0.75	\$ 441.75	Lancaster County/Lincoln	No	
Waverly	ALLTEL	Alltel	Lincoln			X	X	\$ 0.75	\$ 1,047.25	Lancaster County/Lincoln	No	
Waverly	NT&T	Alltel	Lincoln			X	X	\$ 1.00	\$ 45.00	Lancaster	No	

Wireless 911 Information Calendar Year 2004

City/Town	Local Exchange Carrier	LEC Providing 911	911 Tandem/ Selective Router	Basic 911	ANI/A LI	E911	Wireless Phase I	Monthly Surcharge	Monthly Revenue	PSAP	Interlocal Agreement	Estimated Monthly Revenue
										County/Lincoln		
HERSHEY	Hershey Coop	Qwest	Grand Island			X	X	\$ 1.00	\$ 725.00	Lincoln County/North Platte PD	Yes	\$14,230.61
Hershey	McLeod USA	Qwest	Grand Island			X	X	\$ 1.00	\$ 1.00	Lincoln County/North Platte PD	Yes	
Maxwell	AT&T	Qwest	Grand Island			X	X	\$ 1.00	\$ 0.17	Lincoln County/North Platte PD		
Maxwell	Consolidated Telecom	Qwest	Grand Island			X	X	\$ 1.00	\$ 336.77	Lincoln County/North Platte PD	No	
North Platte	1-800-Reconex	Qwest	Grand Island			X	X	\$ 1.00	\$ 190.00	Lincoln County/North Platte PD	Yes	
North Platte	Allo Communications	Qwest	Grand Island			X	X	\$ 1.00	\$ 114.00	Lincoln County/North Platte PD	Yes	
North Platte	ALLTEL-CLEC	Qwest	Grand Island			X	X	\$ 0.50	\$ 1,462.00	Lincoln County/North Platte PD	Yes	
North Platte	AT&T	Qwest	Grand Island			X	X	\$ 1.00	\$ 179.25	Lincoln County/North Platte PD		
North Platte	Excel	Qwest	Grand Island			X	X	\$ 1.00	\$ 9.00	Lincoln County/North Platte PD	Yes	
North Platte	Granite Telecom.	Qwest	Grand Island			X	X	\$ 1.00	\$ 25.00	Lincoln County/North Platte PD	Yes	
North Platte	Ionex	Qwest	Grand Island			X	X	\$ 1.00	\$ 72.00	Lincoln County/North Platte PD	Yes	
North Platte	McImetro Access	Qwest	Grand Island			X	X	\$ 1.00	\$ 0.25	Lincoln County/North Platte PD	Yes	
North Platte	McLeod USA	Qwest	Grand Island			X	X	\$ 1.00	\$ 162.00	Lincoln County/North Platte PD	Yes	
North Platte	New Access	Qwest	Grand Island			X	X	\$ 1.00	\$ 96.00	Lincoln County/North Platte PD	Yes	
North Platte	NOS Comm., Inc.	Qwest	Grand Island			X	X	\$ 1.00	\$ 5.33	Lincoln County/North Platte PD	Yes	
North Platte	NT&T	Qwest	Grand Island			X	X	\$ 1.00	\$ 1,704.00	Lincoln County/North Platte PD	Yes	
North Platte	Orbitcom	Qwest	Grand Island			X	X	\$ 1.00	\$ 38.00	Lincoln County/North Platte PD	Yes	
North Platte	Qwest	Qwest	Grand Island			X	X	\$ 1.00	\$ 7,846.00	Lincoln County/North Platte PD	Yes	
North Platte	Trinsic	Qwest	Grand Island			X	X	\$ 1.00	\$ 1.00	Lincoln County/North Platte PD	Yes	
North Platte	Vartec	Qwest	Grand Island			X	X	\$ 1.00	\$ 103.70	Lincoln County/North Platte PD	Yes	
Sutherland	Great Plains	Qwest	Grand Island			X	X	\$ 1.00	\$ 811.00	Lincoln County/North Platte PD	Yes	
Wallace	Consolidated Telco	Qwest	Grand Island			X	X	\$ 1.00	\$ 349.14	Lincoln County/North	No	

Wireless 911 Information Calendar Year 2004

City/Town	Local Exchange Carrier	LEC Providing 911	911 Tandem/ Selective Router	Basic 911	ANI/A LI	E911	Wireless Phase I	Monthly Surcharge	Monthly Revenue	PSAP	Interlocal Agreement	Estimated Monthly Revenue
Brownlee	Consolidated	Qwest	Grand Island	X				\$ 1.00	\$ 80.09	Platte PD Loup County/Thedford	Yes	\$572.04
Halsey	Consolidated	Qwest	Grand Island	X				\$ 1.00	\$ 91.53	Loup County/Thedford	Yes	
Seneca	Consolidated	Qwest	Grand Island	X				\$ 1.00	\$ 57.20	Loup County/Thedford	Yes	
Thedford	Consolidated	Qwest	Grand Island	X				\$ 1.00	\$ 343.22	Loup County/Thedford	Yes	
Battle Creek	Citizens	Qwest	Norfolk	X			X	\$ 1.00	\$ 724.00	Madison County/Madison	No	\$17,682.88
Battle Creek	NT&T	Qwest	Norfolk	X			X	\$ 1.00	\$ 15.00	Madison County/Madison	No	
Madison	1-800-Reconex	Qwest	Grand Island	X			X	\$ 1.00	\$ 1.00	Madison County/Madison	No	
Madison	Citizens	Qwest	Norfolk	X			X	\$ 1.00	\$ 1,114.00	Madison County/Madison	No	
Madison	Excel	Qwest	Norfolk	X			X	\$ 0.75	\$ 0.75	Madison County/Madison	No	
Madison	NT&T	Qwest	Norfolk	X			X	\$ 1.00	\$ 50.00	Madison County/Madison	No	
Meadow Grove	Eastern	Qwest	Norfolk	X			X	\$ 1.00	\$ 301.83	Madison County/Madison	Yes	
Newman Grove	Citizens	Qwest	Norfolk	X			X	\$ 1.00	\$ 176.00	Madison County/Madison	No	
Tilden	NT&T	Qwest	Norfolk	X			X	\$ 1.00	\$ 4.00	Madison County/Madison	No	
Hadar	AT&T	Qwest	Norfolk			X	X	\$ 1.00	\$ 1.50	Madison County/Norfolk PD		
Hadar	New Access	Qwest	Norfolk			X	X	\$ 0.50	\$ 0.50	Madison County/Norfolk PD		
Hoskins	Pierce	Qwest	Norfolk			X	X	\$ 1.00	\$ 402.00	Madison County/Norfolk PD	Yes	
Hoskins	Vartec	Qwest	Norfolk			X	X	\$ 0.50	\$ 0.50	Madison County/Norfolk PD	Yes	
Madison	AT&T	Qwest	Norfolk			X	X	\$ 1.00	\$ 1.00	Madison County/Norfolk PD		
Norfolk	1-800-Reconex	Qwest	Norfolk			X	X	\$ 1.00	\$ 375.00	Madison County/Norfolk PD	Yes	
Norfolk	AT&T	Qwest	Norfolk			X	X	\$ 1.00	\$ 238.17	Madison County/Norfolk PD		
Norfolk	CAT Comm., Int'l	Qwest	Norfolk			X	X	\$ 1.00	\$ 0.25	Madison County/Norfolk PD	Yes	
Norfolk	Excel	Qwest	Norfolk			X	X	\$ 1.00	\$ 16.67	Madison	Yes	

Wireless 911 Information Calendar Year 2004

City/Town	Local Exchange Carrier	LEC Providing 911	911 Tandem/ Selective Router	Basic 911	ANI/A LI	E911	Wireless Phase I	Monthly Surcharge	Monthly Revenue	PSAP	Interlocal Agreement	Estimated Monthly Revenue
										County/Norfolk PD		
Norfolk	Granite Telecom.	Qwest	Norfolk			X	X	\$ 1.00	\$ 11.00	Madison County/Norfolk PD	Yes	
Norfolk	Ionex	Qwest	Norfolk			X	X	\$ 1.00	\$ 111.00	Madison County/Norfolk PD	Yes	
Norfolk	New Access	Qwest	Norfolk			X	X	\$ 1.00	\$ 93.00	Madison County/Norfolk PD	Yes	
Norfolk	NT&T	Qwest	Norfolk			X	X	\$ 1.00	\$ 1,951.00	Madison County/Norfolk PD	Yes	
Norfolk	Orbitcom	Qwest	Norfolk			X	X	\$ 1.00	\$ 209.00	Madison County/Norfolk PD	Yes	
Norfolk	Qwest	Qwest	Norfolk			X	X	\$ 1.00	\$ 9,036.00	Madison County/Norfolk PD	Yes	
Norfolk	Trinsic	Qwest	Norfolk			X	X	\$ 1.00	\$ 1.00	Madison County/Norfolk PD	Yes	
Norfolk	Vartec	Qwest	Norfolk			X	X	\$ 1.00	\$ 87.67	Madison County/Norfolk PD	Yes	
Osmond	Eastern	Qwest	Norfolk			X	X	\$ 1.00	\$ 569.76	Madison County/Norfolk PD	No	
Pilger	AT&T	Qwest	Norfolk			X	X	\$ 1.00	\$ 1.92	Madison County/Norfolk PD		
Pilger	McLeod USA	Qwest	Norfolk			X	X	\$ 1.00	\$ 13.00	Madison County/Norfolk PD	Yes	
Pilger	NT&T	Qwest	Norfolk			X	X	\$ 1.00	\$ 125.00	Madison County/Norfolk PD	Yes	
Pilger	Qwest	Qwest	Norfolk			X	X	\$ 1.00	\$ 371.00	Madison County/Norfolk PD	Yes	
Pilger	Trinsic	Qwest	Norfolk			X	X	\$ 1.00	\$ 1.00	Madison County/Norfolk PD	Yes	
Plainview	Plainview	Qwest	Norfolk			X	X	\$ 0.50	\$ 531.00	Madison County/Norfolk PD	No	
Stanton	Vartec	Qwest	Norfolk			X	X	\$ 1.00	\$ 4.37	Madison County/Norfolk PD	Yes	
Stanton (City)	Stanton	Qwest	Norfolk			X	X	\$ 1.00	\$ 827.00	Madison County/Norfolk PD	Yes	
Stanton (City)	Stanton	Qwest	Norfolk			X	X	\$ 1.00	\$ 317.00	Madison County/Norfolk PD	Yes	
Archer	AT&T	Qwest	Grand Island			X	X	\$ 0.50	\$ 0.50	Merrick County/Central City		\$2,919.91
Archer	Great Plains	Qwest	Grand Island			X	X	\$ 0.50	\$ 46.00	Merrick County/Central City	Yes	
Archer	McLeod USA	Qwest	Grand Island			X	X	\$ 0.50	\$ 0.50	Merrick County/Central City	Yes	
Central City	Allo	Qwest	Grand Island			X	X	\$ 0.50	\$ 2.00	Merrick	Yes	

Wireless 911 Information Calendar Year 2004

City/Town	Local Exchange Carrier	LEC Providing 911	911 Tandem/ Selective Router	Basic 911	ANI/A LI	E911	Wireless Phase I	Monthly Surcharge	Monthly Revenue	PSAP	Interlocal Agreement	Estimated Monthly Revenue
	Communications									County/Central City		
Central City	AT&T	Qwest	Grand Island			X	X	\$ 1.00	\$ 2.29	Merrick County/Central City		
Central City	Excel	Qwest	Grand Island			X	X	\$ 1.00	\$ 0.33	Merrick County/Central City	Yes	
Central City	Granite Telecom.	Qwest	Grand Island			X	X	\$ 1.00	\$ 1.00	Merrick County/Central City	Yes	
Central City	Ionex	Qwest	Grand Island			X	X	\$ 0.50	\$ 7.00	Merrick County/Central City	Yes	
Central City	McLeod USA	Qwest	Grand Island			X	X	\$ 0.50	\$ 26.00	Merrick County/Central City	Yes	
Central City	New Access	Qwest	Grand Island			X	X	\$ 1.00	\$ 2.00	Merrick County/Central City	Yes	
Central City	NT&T	Qwest	Grand Island			X	X	\$ 1.00	\$ 565.00	Merrick County/Central City	Yes	
Central City	Qwest	Qwest	Grand Island			X	X	\$ 1.00	\$ 1,348.00	Merrick County/Central City	Yes	
Central City	Vartec	Qwest	Grand Island			X	X	\$ 1.00	\$ 4.54	Merrick County/Central City	Yes	
Chapman	Great Plains	Qwest	Grand Island			X	X	\$ 0.50	\$ 180.00	Merrick County/Central City	Yes	
Chapman	McLeod USA	Qwest	Grand Island			X	X	\$ 0.50	\$ 0.50	Merrick County/Central City	Yes	
Clarkson	Clarks	Qwest	Grand Island			X	X	\$ 0.50	\$ 215.00	Merrick County/Central City	Yes	
Grand Island	ALLTEL-CLEC	Qwest	Grand Island			X	X	\$ 1.00	\$ 7.75	Merrick County/Central City	Yes	
Palmer	Citizens	Qwest	Grand Island			X	X	\$ 1.00	\$ 146.00	Merrick County/Central City	No	
Palmer	NT&T	Qwest	Grand Island			X	X	\$ 1.00	\$ 3.00	Merrick County/Central City	No	
Silver Creek	McLeod USA	Qwest	Grand Island			X	X	\$ 0.50	\$ 2.50	Merrick County/Central City	Yes	
Silver Creek	NT&T	Qwest	Grand Island			X	X	\$ 1.00	\$ 100.00	Merrick County/Central City	Yes	
Silver Creek	Qwest	Qwest	Grand Island			X	X	\$ 1.00	\$ 260.00	Merrick County/Central City	Yes	
NORMAN	Glenwood	Qwest	Grand Island	X				\$ 1.00	\$ 2,211.00	Mid Rivers 9-1-1	Yes	\$2,211.00
Angora	McLeod USA	Qwest	Grand Island	X				\$ 1.00	\$ 1.00	Morrill County/Bridgeport		\$1,303.45
Bridgeport	Allo Communications	Qwest	Grand Island	X				\$ 1.00	\$ 84.00	Morrill County/Bridgeport	Yes	
Bridgeport	Excel	Qwest	Grand Island	X				\$ 1.00	\$ 1.48	Morrill County/Bridgeport	Yes	

Wireless 911 Information Calendar Year 2004

City/Town	Local Exchange Carrier	LEC Providing 911	911 Tandem/ Selective Router	Basic 911	ANI/A LI	E911	Wireless Phase I	Monthly Surcharge	Monthly Revenue	PSAP	Interlocal Agreement	Estimated Monthly Revenue
Bridgeport	Ionex	Qwest	Grand Island	X				\$ 1.00	\$ 9.00	Morrill County/Bridgeport	Yes	
Bridgeport	McLeod USA	Qwest	Grand Island	X				\$ 1.00	\$ 8.00	Morrill County/Bridgeport	Yes	
Bridgeport	New Access	Qwest	Grand Island	X				\$ 1.00	\$ 1.00	Morrill County/Bridgeport	Yes	
Bridgeport	NT&T	Qwest	Grand Island	X				\$ 1.00	\$ 352.00	Morrill County/Bridgeport	Yes	
Bridgeport	Orbitcom	Qwest	Grand Island	X				\$ 1.00	\$ 39.00	Morrill County/Bridgeport	Yes	
Bridgeport	Qwest	Qwest	Grand Island	X				\$ 1.00	\$ 796.00	Morrill County/Bridgeport	Yes	
Bridgeport	Vartec	Qwest	Grand Island	X				\$ 1.00	\$ 11.97	Morrill County/Bridgeport	Yes	
Belgrade	Great Plains	Qwest	Norfolk	X				\$ 0.50	\$ 71.00	Nance County/Fullerton	No	\$813.85
Belgrade	Ionex	Qwest	Norfolk	X				\$ 0.50	\$ 1.50	Nance County/Fullerton	No	
Fullerton	AT&T	Qwest	Norfolk	X				\$ 0.50	\$ 6.00	Nance County/Fullerton		
Fullerton	Ionex	Qwest	Norfolk	X				\$ 0.50	\$ 1.00	Nance County/Fullerton	Yes	
Fullerton	NT&T	Qwest	Norfolk	X				\$ 0.50	\$ 130.50	Nance County/Fullerton	Yes	
Fullerton	Qwest	Qwest	Norfolk	X				\$ 0.50	\$ 312.00	Nance County/Fullerton	Yes	
Fullerton	Vartec	Qwest	Norfolk	X				\$ 0.50	\$ 2.35	Nance County/Fullerton	Yes	
Genoa	Citizens	Qwest	Norfolk	X				\$ 0.50	\$ 289.00	Nance County/Fullerton	Yes	
Genoa	Ionex	Qwest	Norfolk	X				\$ 0.50	\$ 0.50	Nance County/Fullerton	Yes	
Auburn	ALLTEL	Alltel	Lincoln			X	X	\$ 0.50	\$ 1,256.50	Nemaha County/Auburn	No	\$1,853.00
Auburn	Houlton	Alltel	Lincoln			X	X	\$ 0.50	\$ 0.50	Nemaha County/Auburn	No	
Auburn	NT&T	Alltel	Lincoln			X	X	\$ 0.50	\$ 8.50	Nemaha County/Auburn	No	
Brock	ALLTEL	Alltel	Lincoln			X	X	\$ 0.50	\$ 62.00	Nemaha County/Auburn	No	
Brownville	ALLTEL	Alltel	Lincoln			X	X	\$ 0.50	\$ 99.50	Nemaha County/Auburn	No	
Johnson	ALLTEL	Alltel	Lincoln			X	X	\$ 0.50	\$ 173.50	Nemaha County/Auburn	No	

Wireless 911 Information Calendar Year 2004

City/Town	Local Exchange Carrier	LEC Providing 911	911 Tandem/ Selective Router	Basic 911	ANI/A LI	E911	Wireless Phase I	Monthly Surcharge	Monthly Revenue	PSAP	Interlocal Agreement	Estimated Monthly Revenue
Julian	ALLTEL	Alltel	Lincoln			X	X	\$ 0.50	\$ 36.50	Nemaha County/Auburn	No	\$2,510.50
Nemaha	ALLTEL	Alltel	Lincoln			X	X	\$ 0.50	\$ 63.50	Nemaha County/Auburn	No	
Peru	ALLTEL	Alltel	Lincoln			X	X	\$ 0.50	\$ 152.50	Nemaha County/Auburn	No	
Guide Rock	ALLTEL	Alltel	Lincoln		X			\$ 1.00	\$ 241.00	Nuckolls County/Nelson	Yes	
Hardy	ALLTEL	Alltel	Lincoln		X			\$ 1.00	\$ 119.00	Nuckolls County/Nelson	No	
Hardy	Houlton	Alltel	Lincoln		X			\$ 1.00	\$ 2.00	Nuckolls County/Nelson	No	
Nelson	ALLTEL	Alltel	Lincoln		X			\$ 1.00	\$ 516.00	Nuckolls County/Nelson	No	
Ruskin	ALLTEL	Alltel	Lincoln		X			\$ 1.00	\$ 134.00	Nuckolls County/Nelson	No	
S. Hardy KS	ALLTEL	Alltel	Lincoln		X			\$ 1.00	\$ 29.00	Nuckolls County/Nelson	No	
S. Superior KS	ALLTEL	Alltel	Lincoln		X			\$ 1.00	\$ 44.00	Nuckolls County/Nelson	Yes	
Superior	ALLTEL	Alltel	Lincoln		X			\$ 1.00	\$ 1,422.00	Nuckolls County/Nelson	No	
Superior	Houlton	Alltel	Lincoln		X			\$ 1.00	\$ 2.00	Nuckolls County/Nelson	No	
Superior	NT&T	Alltel	Lincoln		X			\$ 0.50	\$ 1.50	Nuckolls County/Nelson	No	\$7,397.08
Burr	ALLTEL	Alltel	Lincoln			X		\$ 1.00	\$ 49.00	Otoe County/Nebraska City	No	
Douglas	ALLTEL	Alltel	Lincoln			X		\$ 1.00	\$ 196.00	Otoe County/Nebraska City	No	
Douglas	AT&T	Alltel	Lincoln			X		\$ 1.00	\$ 0.58	Otoe County/Nebraska City		
Dunbar	ALLTEL	Alltel	Lincoln			X		\$ 1.00	\$ 257.00	Otoe County/Nebraska City	No	
Nebraska City	ALLTEL	Alltel	Lincoln			X		\$ 1.00	\$ 4,418.75	Otoe County/Nebraska City	No	
Nebraska City	Houlton	Alltel	Lincoln			X		\$ 1.00	\$ 3.00	Otoe County/Nebraska City	No	
Nebraska City	NT&T	Alltel	Lincoln			X		\$ 1.00	\$ 14.00	Otoe County/Nebraska City	No	
Otoe	ALLTEL	Alltel	Lincoln			X		\$ 1.00	\$ 121.00	Otoe County/Nebraska City	No	
Otoe	Houlton	Alltel	Lincoln			X		\$ 1.00	\$ 1.00	Otoe County/Nebraska City	No	

Wireless 911 Information Calendar Year 2004

City/Town	Local Exchange Carrier	LEC Providing 911	911 Tandem/ Selective Router	Basic 911	ANI/A LI	E911	Wireless Phase I	Monthly Surcharge	Monthly Revenue	PSAP	Interlocal Agreement	Estimated Monthly Revenue
Palmyra	ALLTEL	Alltel	Lincoln			X		\$ 1.00	\$ 536.75	Otoe County/Nebraska City	No	
Palmyra	NT&T	Alltel	Lincoln			X		\$ 1.00	\$ 3.00	Otoe County/Nebraska City	No	
Syracuse	ALLTEL	Alltel	Lincoln			X		\$ 1.00	\$ 1,295.00	Otoe County/Nebraska City	No	
Syracuse	NT&T	Alltel	Lincoln			X		\$ 1.00	\$ 24.00	Otoe County/Nebraska City	No	
Talmage	ALLTEL	Alltel	Lincoln			X		\$ 1.00	\$ 208.00	Otoe County/Nebraska City	No	
Talmage	NT&T	Alltel	Lincoln			X		\$ 1.00	\$ 1.00	Otoe County/Nebraska City	No	
Unadilla	ALLTEL	Alltel	Lincoln			X		\$ 1.00	\$ 269.00	Otoe County/Nebraska City	No	
Burchard	ALLTEL	Alltel	Lincoln		X			\$ 1.00	\$ 172.00	Pawnee County/Pawnee City	Yes	\$1,008.27
Burchard	NT&T	Alltel	Lincoln		X			\$ 0.60	\$ 1.80	Pawnee County/Pawnee City	Yes	
Pawnee City	ALLTEL	Alltel	Lincoln		X			\$ 1.00	\$ 727.00	Pawnee County/Pawnee City	Yes	
Pawnee City	AT&T	Alltel	Lincoln			X		\$ 0.75	\$ 0.67	Pawnee County/Pawnee City		
Pawnee City	NT&T	Alltel	Lincoln		X			\$ 0.60	\$ 1.80	Pawnee County/Pawnee City	Yes	
Steinauer	ALLTEL	Alltel	Lincoln		X			\$ 1.00	\$ 105.00	Pawnee County/Pawnee City	Yes	
Elsie	Elsie	Qwest	Grand Island			X	X	\$ 1.00	\$ 217.00	Perkins County/Grant	Yes	\$1,770.14
Grant	AT&T	Qwest	Grand Island			X	X	\$ 1.00	\$ 2.00	Perkins County/Grant		
Grant	Great Plains	Qwest	Grand Island			X	X	\$ 1.00	\$ 1,161.00	Perkins County/Grant	No	
Madrid	Consolidated Telco	Qwest	Grand Island			X	X	\$ 1.00	\$ 220.14	Perkins County/Grant	No	
Venago	Great Plains	Qwest	Grand Island			X	X	\$ 1.00	\$ 170.00	Perkins County/Grant	No	
Columbus	Citizens	Qwest	Norfolk			X	X	\$ 1.00	\$ 12,142.00	Platte County/Columbus PD	No	\$14,024.63
Columbus	Excel	Qwest	Norfolk			X	X	\$ 0.50	\$ 1.00	Platte County/Columbus PD	No	
Columbus	Ionex	Qwest	Norfolk			X	X	\$ 1.00	\$ 17.00	Platte County/Columbus PD	No	
Columbus	McLeod USA	Qwest	Norfolk			X	X	\$ 1.00	\$ 2.00	Platte County/Columbus PD	No	
Columbus	NT&T	Qwest	Norfolk			X	X	\$ 1.00	\$ 647.00	Platte County/Columbus PD	No	
Columbus	Vartec	Qwest	Norfolk			X	X	\$ 0.50	\$ 40.00	Platte County/Columbus PD	No	
Creston	AT&T	Qwest	Norfolk			X	X	\$ 1.00	\$ 2.88	Platte		

Wireless 911 Information Calendar Year 2004

City/Town	Local Exchange Carrier	LEC Providing 911	911 Tandem/ Selective Router	Basic 911	ANI/A LI	E911	Wireless Phase I	Monthly Surcharge	Monthly Revenue	PSAP	Interlocal Agreement	Estimated Monthly Revenue
Creston	McLeod USA	Qwest	Norfolk			X	X	\$ 1.00	\$ 4.00	County/Columbus PD	No	
Duncan	Citizens	Qwest	Norfolk			X	X	\$ 0.50	\$ 20.50	Platte County/Columbus PD	No	
Genoa	NT&T	Qwest	Norfolk			X	X	\$ 1.00	\$ 10.00	Platte County/Columbus PD	Yes	
Humphrey	AT&T	Qwest	Norfolk			X	X	\$ 0.50	\$ 8.75	Platte County/Columbus PD		
Humphrey	Ionex	Qwest	Norfolk			X	X	\$ 1.00	\$ 5.00	Platte County/Columbus PD	Yes	
Humphrey	McLeod USA	Qwest	Norfolk			X	X	\$ 1.00	\$ 24.00	Platte County/Columbus PD	Yes	
Humphrey	NT&T	Qwest	Norfolk			X	X	\$ 1.00	\$ 387.00	Platte County/Columbus PD	Yes	
Humphrey/Creston	Qwest	Qwest	Norfolk			X	X	\$ 0.50	\$ 538.00	Platte County/Columbus PD	Yes	
Leigh	NT&T	Qwest	Norfolk			X	X	\$ 1.00	\$ 6.00	Platte County/Columbus PD	No	
Lindsay	Citizens	Qwest	Norfolk			X	X	\$ 0.50	\$ 9.00	Platte County/Columbus PD	No	
Lindsay	NT&T	Qwest	Norfolk			X	X	\$ 1.00	\$ 11.00	Platte County/Columbus PD	No	
Monroe	Citizens	Qwest	Norfolk			X	X	\$ 0.50	\$ 24.50	Platte County/Columbus PD	No	
Monroe	NT&T	Qwest	Norfolk			X	X	\$ 1.00	\$ 1.00	Platte County/Columbus PD	No	
Newman Grove	NT&T	Qwest	Norfolk			X	X	\$ 1.00	\$ 4.00	Platte County/Columbus PD	No	
Platte Center	Citizens	Qwest	Norfolk			X	X	\$ 0.50	\$ 101.00	Platte County/Columbus PD	No	
Platte Center	NT&T	Qwest	Norfolk			X	X	\$ 1.00	\$ 19.00	Platte County/Columbus PD	No	
Osceola	ALLTEL	Alltel	Lincoln			X		\$ 1.00	\$ 739.00	Polk County/Osceola	No	\$2,441.50
Osceola	Ionex	Alltel	Lincoln			X		\$ 0.50	\$ 0.50	Polk County/Osceola	No	
Osceola	NT&T	Alltel	Lincoln			X		\$ 0.50	\$ 7.00	Polk County/Osceola	No	
Polk	ALLTEL	Alltel	Lincoln			X		\$ 1.00	\$ 340.00	Polk County/Osceola	No	
Shelby	ALLTEL	Alltel	Lincoln			X		\$ 1.00	\$ 516.50	Polk County/Osceola	No	
Shelby	Houlton	Alltel	Lincoln			X		\$ 1.00	\$ 1.00	Polk County/Osceola	No	
Stromsburg	ALLTEL	Alltel	Lincoln			X		\$ 1.00	\$ 837.00	Polk County/Osceola	No	
Stromsburg	NT&T	Alltel	Lincoln			X		\$ 0.50	\$ 0.50	Polk County/Osceola	No	
McCook	AT&T	Qwest	Grand Island			X	X	\$ 1.00	\$ 36.17	Red Willow County/McCook		\$6,053.03

Wireless 911 Information Calendar Year 2004

City/Town	Local Exchange Carrier	LEC Providing 911	911 Tandem/ Selective Router	Basic 911	ANI/A LI	E911	Wireless Phase I	Monthly Surcharge	Monthly Revenue	PSAP	Interlocal Agreement	Estimated Monthly Revenue
Bartley	Cambridge	Qwest	Grand Island			X	X	\$ 1.00	\$ 241.00	Red Willow County/McCook	No	
Danbury	Hartman Telephone	Qwest	Grand Island			X	X	\$ 1.00	\$ 134.00	Red Willow County/McCook	No	
Indianola	Great Plains	Qwest	Grand Island			X	X	\$ 1.00	\$ 482.00	Red Willow County/McCook	No	
Lebanon	Hartman Telephone	Qwest	Grand Island			X	X	\$ 1.00	\$ 67.00	Red Willow County/McCook	No	
McCook	Excel	Qwest	Grand Island			X	X	\$ 0.50	\$ 0.09	Red Willow County/McCook	No	
McCook	Ionex	Qwest	Grand Island			X	X	\$ 1.00	\$ 17.00	Red Willow County/McCook	No	
McCook	New Access	Qwest	Grand Island			X	X	\$ 1.00	\$ 3.00	Red Willow County/McCook	No	
McCook	NT&T	Qwest	Grand Island			X	X	\$ 1.00	\$ 834.00	Red Willow County/McCook	No	
McCook	Orbitcom	Qwest	Grand Island			X	X	\$ 1.00	\$ 102.00	Red Willow County/McCook	No	
McCook	Pinpoint Comm.	Qwest	Grand Island			X	X	\$ 1.00	\$ 757.00	Red Willow County/McCook	No	
McCook	Qwest	Qwest	Grand Island			X	X	\$ 1.00	\$ 3,159.00	Red Willow County/McCook	No	
McCook	Vartec	Qwest	Grand Island			X	X	\$ 0.50	\$ 6.77	Red Willow County/McCook	No	
McCook	Allo Communications	Qwest	Grand Island			X	X	\$ 1.00	\$ 214.00	Red Willow County/McCook	No	
Arcadia	Nebraska Central	Qwest	Grand Island	X				\$ 1.00	\$ 321.00	Region 26/Taylor	Yes	\$6,877.93
Ashton	McLeod USA	Qwest	Grand Island	X				\$ 1.00	\$ 1.00	Region 26/Taylor	Yes	
Ashton	Nebraska Central	Qwest	Grand Island	X				\$ 1.00	\$ 179.00	Region 26/Taylor	Yes	
Bartlett	Northeast Nebraska	Qwest	Grand Island	X				\$ 1.00	\$ 195.06	Region 26/Taylor	No	
Brewster	Consolidated	Qwest	Grand Island	X				\$ 1.00	\$ 102.20	Region 26/Taylor	No	
Burwell	Nebraska Central	Qwest	Grand Island	X				\$ 1.00	\$ 1,286.00	Region 26/Taylor	Yes	
Dunning	Consolidated	Qwest	Grand Island	X				\$ 1.00	\$ 164.25	Region 26/Taylor	No	
Ericson	Nebraska Central	Qwest	Grand Island	X				\$ 1.00	\$ 158.00	Region 26/Taylor	Yes	
Greeley	Citizens	Qwest	Grand Island	X				\$ 1.00	\$ 273.00	Region 26/Taylor	No	
Greeley	NT&T	Qwest	Grand Island	X				\$ 0.75	\$ 6.75	Region 26/Taylor	No	
Litchfield	Nebraska Central	Qwest	Grand Island	X				\$ 1.00	\$ 244.00	Region 26/Taylor	Yes	
Loup City	AT&T	Qwest	Grand Island	X				\$ 0.75	\$ 3.00	Region 26/Taylor		
Loup City	Ionex	Qwest	Grand Island	X				\$ 1.00	\$ 1.00	Region 26/Taylor	Yes	
Loup City	McLeod USA	Qwest	Grand Island	X				\$ 1.00	\$ 8.00	Region 26/Taylor	Yes	
Loup City	NT&T	Qwest	Grand Island	X				\$ 0.75	\$ 228.75	Region 26/Taylor	Yes	

Wireless 911 Information Calendar Year 2004

City/Town	Local Exchange Carrier	LEC Providing 911	911 Tandem/ Selective Router	Basic 911	ANI/A LI	E911	Wireless Phase I	Monthly Surcharge	Monthly Revenue	PSAP	Interlocal Agreement	Estimated Monthly Revenue
Loup City	Qwest	Qwest	Grand Island	X				\$ 0.75	\$ 551.00	Region 26/Taylor	Yes	
Mullen	Consolidated	Qwest	Grand Island	X				\$ 1.00	\$ 541.51	Region 26/Taylor	No	
North Burwell	Nebraska Central	Qwest	Grand Island	X				\$ 1.00	\$ 102.00	Region 26/Taylor	Yes	
North Loup	Nebraska Central	Qwest	Grand Island	X				\$ 1.00	\$ 298.00	Region 26/Taylor	Yes	
Ord	Ionex	Qwest	Grand Island	X				\$ 1.00	\$ 2.00	Region 26/Taylor	No	
Ord	NT&T	Qwest	Grand Island	X				\$ 0.75	\$ 61.50	Region 26/Taylor	No	
Purdum	Consolidated	Qwest	Grand Island	X				\$ 1.00	\$ 98.56	Region 26/Taylor	No	
Rockville	Nebraska Central	Qwest	Grand Island	X				\$ 1.00	\$ 86.00	Region 26/Taylor	Yes	
Scotia	Nebraska Central	Qwest	Grand Island	X				\$ 1.00	\$ 282.00	Region 26/Taylor	Yes	
Spalding	Great Plains	Qwest	Grand Island	X				\$ 1.00	\$ 491.00	Region 26/Taylor	Yes	
Stapleton	Great Plains	Qwest	Grand Island	X				\$ 1.00	\$ 390.00	Region 26/Taylor	No	
Taylor	MCImetro Access	Qwest	Grand Island	X				\$ 1.00	\$ 1.24	Region 26/Taylor	Yes	
Taylor	Nebraska Central	Qwest	Grand Island	X				\$ 1.00	\$ 276.00	Region 26/Taylor	Yes	
Taylor	Vartec	Qwest	Grand Island	X				\$ 1.00	\$ 6.11	Region 26/Taylor	Yes	
Tryon	Great Plains	Qwest	Grand Island	X				\$ 1.00	\$ 268.00	Region 26/Taylor	No	
Wolbach	Great Plains	Qwest	Grand Island	X				\$ 1.00	\$ 252.00	Region 26/Taylor	Yes	
Dawson	Fast Phones	Alltel	Lincoln		X			\$ 0.50	\$ 0.50	Richardson County/Falls City	Yes	\$3,915.67
Falls City	AT&T	Alltel	Lincoln		X			\$ 1.00	\$ 0.17	Richardson County/Falls City		
Falls City	Southeast	Alltel	Lincoln		X			\$ 1.00	\$ 3,340.00	Richardson County/Falls City	No	
Tri City	Southeast	Alltel	Lincoln		X			\$ 1.00	\$ 575.00	Richardson County/Falls City	No	
Crete	ALLTEL	Alltel	Lincoln			X	X	\$ 1.00	\$ 3,063.50	Saline County/Crete PD	No	\$5,442.00
Crete	Houlton	Alltel	Lincoln			X	X	\$ 1.00	\$ 2.00	Saline County/Crete PD	No	
Crete	NT&T	Alltel	Lincoln			X	X	\$ 0.50	\$ 18.50	Saline County/Crete PD	No	
Dewitt	ALLTEL	Alltel	Lincoln			X	X	\$ 0.75	\$ 318.75	Saline County/Wilber SO	Yes	
DeWitt	NT&T	Alltel	Lincoln			X	X	\$ 0.75	\$ 0.75	Saline County/Wilber SO	Yes	
Dorchester	ALLTEL	Alltel	Lincoln			X	X	\$ 0.75	\$ 304.50	Saline County/Wilber SO	Yes	
Dorchester	NT&T	Alltel	Lincoln			X	X	\$ 0.75	\$ 0.75	Saline County/Wilber SO	Yes	
Friend	ALLTEL	Alltel	Lincoln			X	X	\$ 0.75	\$ 546.00	Saline County/Wilber SO	Yes	
Friend	AT&T	Alltel	Lincoln			X	X	\$ 0.75	\$ 0.25	Saline County/Wilber SO		

Wireless 911 Information Calendar Year 2004

City/Town	Local Exchange Carrier	LEC Providing 911	911 Tandem/ Selective Router	Basic 911	ANI/A LI	E911	Wireless Phase I	Monthly Surcharge	Monthly Revenue	PSAP	Interlocal Agreement	Estimated Monthly Revenue
Friend	NT&T	Alltel	Lincoln			X	X	\$ 0.75	\$ 0.75	Saline County/Wilber SO	Yes	
Swanton	ALLTEL	Alltel	Lincoln			X	X	\$ 0.75	\$ 69.75	Saline County/Wilber SO	Yes	
Swanton	NT&T	Alltel	Lincoln			X	X	\$ 0.50	\$ 0.50	Saline County/Wilber SO	Yes	
Tobias	ALLTEL	Alltel	Lincoln			X	X	\$ 0.75	\$ 91.50	Saline County/Wilber SO	No	
Tobias	NT&T	Alltel	Lincoln			X	X	\$ 0.75	\$ 0.75	Saline County/Wilber SO	No	
Western	ALLTEL	Alltel	Lincoln			X	X	\$ 0.75	\$ 150.00	Saline County/Wilber SO	Yes	
Western	NT&T	Alltel	Lincoln			X	X	\$ 0.75	\$ 0.75	Saline County/Wilber SO	Yes	
Wilber	ALLTEL	Alltel	Lincoln			X	X	\$ 0.75	\$ 831.75	Saline County/Wilber SO	Yes	
Wilber	NT&T	Alltel	Lincoln			X	X	\$ 0.75	\$ 41.25	Saline County/Wilber SO	Yes	
Bellevue	ALLTEL-CLEC	Qwest	Council Bluffs, IA			X	X	\$ 1.00	\$ 1,640.00	Sarpy County/Papillion	Yes	\$59,922.13
Bellevue	AT&T	Qwest	Council Bluffs, IA			X	X	\$ 1.00	\$ 177.83	Sarpy County/Papillion		
Bellevue	CAT Comm., Int'l	Qwest	Council Bluffs, IA			X	X	\$ 1.00	\$ 2.75	Sarpy County/Papillion	Yes	
Bellevue	Cox NE Telcom	Qwest	Council Bluffs, IA			X	X	\$ 1.00	\$ 11,208.00	Sarpy County/Papillion	Yes	
Bellevue	Ionex	Qwest	Council Bluffs, IA			X	X	\$ 1.00	\$ 10.00	Sarpy County/Papillion	Yes	
Bellevue	MCImetro Access	Qwest	Council Bluffs, IA			X	X	\$ 1.00	\$ 416.57	Sarpy County/Papillion	Yes	
Bellevue	McLeod USA	Qwest	Council Bluffs, IA			X	X	\$ 1.00	\$ 424.00	Sarpy County/Papillion	Yes	
Bellevue	New Access	Qwest	Council Bluffs, IA			X	X	\$ 1.00	\$ 38.50	Sarpy County/Papillion	Yes	
Bellevue	NT&T	Qwest	Council Bluffs, IA			X	X	\$ 1.00	\$ 281.00	Sarpy County/Papillion	Yes	
Bellevue	Qwest	Qwest	Council Bluffs, IA			X	X	\$ 1.00	\$ 5,308.00	Sarpy County/Papillion	Yes	
Bellevue	TCG	Qwest	Council Bluffs, IA			X	X	\$ 1.00	\$ 428.50	Sarpy County/Papillion	Yes	
Bellevue (Rural)	Cox NE Telecom	Qwest	Council Bluffs, IA			X	X	\$ 1.00	\$ 11,319.00	Sarpy County/Papillion	Yes	
Grenta	New Access	Qwest	Council Bluffs, IA			X	X	\$ 1.00	\$ 2.00	Sarpy County/Papillion	Yes	

Wireless 911 Information Calendar Year 2004

City/Town	Local Exchange Carrier	LEC Providing 911	911 Tandem/ Selective Router	Basic 911	ANI/A LI	E911	Wireless Phase I	Monthly Surcharge	Monthly Revenue	PSAP	Interlocal Agreement	Estimated Monthly Revenue
Gretna	AT&T	Qwest	Council Bluffs, IA			X	X	\$ 1.00	\$ 21.00	Sarpy County/Papillion		
Gretna	Cox NE Telcom	Qwest	Council Bluffs, IA			X	X	\$ 1.00	\$ 1,329.00	Sarpy County/Papillion	Yes	
Gretna	Granite Telecom.	Qwest	Council Bluffs, IA			X	X	\$ 1.00	\$ 7.00	Sarpy County/Papillion	Yes	
Gretna	Ionex	Qwest	Council Bluffs, IA			X	X	\$ 1.00	\$ 2.00	Sarpy County/Papillion	Yes	
Gretna	McLeod USA	Qwest	Council Bluffs, IA			X	X	\$ 1.00	\$ 70.00	Sarpy County/Papillion	Yes	
Gretna	NT&T	Qwest	Council Bluffs, IA			X	X	\$ 1.00	\$ 139.00	Sarpy County/Papillion	Yes	
Gretna	Qwest	Qwest	Council Bluffs, IA			X	X	\$ 1.00	\$ 1,330.00	Sarpy County/Papillion	Yes	
Gretna	Trinsic	Qwest	Council Bluffs, IA			X	X	\$ 1.00	\$ 7.00	Sarpy County/Papillion	Yes	
LaPlatte	McLeod USA	Qwest	Council Bluffs, IA			X	X	\$ 1.00	\$ 1.00	Sarpy County/Papillion	Yes	
LaVista	AT&T	Qwest	Council Bluffs, IA			X	X	\$ 1.00	\$ 31.25	Sarpy County/Papillion		
LaVista	Cox NE Telcom	Qwest	Council Bluffs, IA			X	X	\$ 1.00	\$ 2,519.00	Sarpy County/Papillion	Yes	
LaVista	Ionex	Qwest	Council Bluffs, IA			X	X	\$ 1.00	\$ 2.00	Sarpy County/Papillion	Yes	
LaVista	McLeod USA	Qwest	Council Bluffs, IA			X	X	\$ 1.00	\$ 159.00	Sarpy County/Papillion	Yes	
LaVista	New Access	Qwest	Council Bluffs, IA			X	X	\$ 1.00	\$ 7.50	Sarpy County/Papillion	No	
LaVista	NT&T	Qwest	Council Bluffs, IA			X	X	\$ 1.00	\$ 78.00	Sarpy County/Papillion	No	
LaVista/Papillion/Millard	Qwest	Qwest	Council Bluffs, IA			X	X	\$ 1.00	\$ 16,598.00	Sarpy County/Papillion	Yes	
Offutt AFB	Cox NE Telecom	Qwest	Council Bluffs, IA			X	X	\$ 1.00	\$ 1,205.00	Sarpy County/Papillion	Yes	
Offutt AFB	AT&T	Qwest	Council Bluffs, IA			X	X	\$ 1.00	\$ 11.92	Sarpy County/Papillion		
Papillion	1-800-Reconex	Qwest	Council Bluffs, IA			X	X	\$ 1.00	\$ 1.00	Sarpy County/Papillion	Yes	
Papillion	AT&T	Qwest	Council Bluffs, IA			X	X	\$ 1.00	\$ 93.50	Sarpy County/Papillion		
Papillion	CAT Comm., Int'l	Qwest	Council Bluffs, IA			X	X	\$ 1.00	\$ 0.25	Sarpy County/Papillion	Yes	
Papillion	Cox NE Telcom	Qwest	Council Bluffs, IA			X	X	\$ 1.00	\$ 3,632.00	Sarpy County/Papillion	Yes	

Wireless 911 Information Calendar Year 2004

City/Town	Local Exchange Carrier	LEC Providing 911	911 Tandem/ Selective Router	Basic 911	ANI/A LI	E911	Wireless Phase I	Monthly Surcharge	Monthly Revenue	PSAP	Interlocal Agreement	Estimated Monthly Revenue
Papillion	Ionex	Qwest	Council Bluffs, IA			X	X	\$ 1.00	\$ 1.00	Sarpy County/Papillion	Yes	
Papillion	McLeod USA	Qwest	Council Bluffs, IA			X	X	\$ 1.00	\$ 228.00	Sarpy County/Papillion	Yes	
Papillion	New Access	Qwest	Council Bluffs, IA			X	X	\$ 1.00	\$ 14.50	Sarpy County/Papillion	Yes	
Papillion	NT&T	Qwest	Council Bluffs, IA			X	X	\$ 1.00	\$ 130.00	Sarpy County/Papillion	Yes	
Papillion	Vartec	Qwest	Council Bluffs, IA			X	X	\$ 1.00	\$ 47.48	Sarpy County/Papillion	Yes	
Ralston	AT&T	Qwest	Council Bluffs, IA			X	X	\$ 1.00	\$ 13.58	Sarpy County/Papillion		
Springfield	AT&T	Qwest	Council Bluffs, IA			X	X	\$ 1.00	\$ 14.00	Sarpy County/Papillion		
Springfield	McLeod USA	Qwest	Council Bluffs, IA			X	X	\$ 1.00	\$ 38.00	Sarpy County/Papillion	Yes	
Springfield	New Access	Qwest	Council Bluffs, IA			X	X	\$ 1.00	\$ 4.00	Sarpy County/Papillion	Yes	
Springfield	NT&T	Qwest	Council Bluffs, IA			X	X	\$ 1.00	\$ 157.00	Sarpy County/Papillion	Yes	
Springfield	Qwest	Qwest	Council Bluffs, IA			X	X	\$ 1.00	\$ 774.00	Sarpy County/Papillion	Yes	
Ashland	ALLTEL	Alltel	Lincoln		X			\$ 0.50	\$ 1,115.75	Saunders County/Wahoo	No	\$4,242.10
Ashland	Fast Phones	Alltel	Lincoln		X			\$ 0.50	\$ 0.50	Saunders County/Wahoo	No	
Ashland	Houlton	Alltel	Lincoln		X			\$ 0.50	\$ 0.50	Saunders County/Wahoo	No	
Ashland	NT&T	Alltel	Lincoln		X			\$ 0.50	\$ 8.50	Saunders County/Wahoo	No	
Cedar Bluffs	ALLTEL	Alltel	Lincoln		X			\$ 0.50	\$ 238.50	Saunders County/Wahoo	No	
Ceresco	ALLTEL	Alltel	Lincoln		X			\$ 0.50	\$ 261.50	Saunders County/Wahoo	No	
Ceresco	Houlton	Alltel	Lincoln		X			\$ 0.50	\$ 0.50	Saunders County/Wahoo	No	
Ceresco	NT&T	Alltel	Lincoln		X			\$ 0.50	\$ 10.00	Saunders County/Wahoo	No	
Colon	ALLTEL	Alltel	Lincoln		X			\$ 0.50	\$ 66.00	Saunders County/Wahoo	No	
FREMONT	New Access	Alltel	Lincoln		X			\$ 1.00	\$ 1.75	Saunders County/Wahoo	Yes	
Ithaca	ALLTEL	Alltel	Lincoln		X			\$ 0.50	\$ 73.50	Saunders County/Wahoo	No	

Wireless 911 Information Calendar Year 2004

City/Town	Local Exchange Carrier	LEC Providing 911	911 Tandem/ Selective Router	Basic 911	ANI/A LI	E911	Wireless Phase I	Monthly Surcharge	Monthly Revenue	PSAP	Interlocal Agreement	Estimated Monthly Revenue
Leshara	AT&T	Alltel	Lincoln		X			\$ 0.50	\$ 1.75	Saunders County/Wahoo		
Mead	ALLTEL	Alltel	Lincoln		X			\$ 0.50	\$ 211.50	Saunders County/Wahoo	No	
Mead	Ionex	Alltel	Lincoln		X			\$ 0.50	\$ 0.50	Saunders County/Wahoo	No	
Morsebluff	Northeast Nebraska	Alltel	Lincoln		X			\$ 0.50	\$ 111.17	Saunders County/Wahoo		
Prague	Northeast Nebraska	Alltel	Lincoln		X			\$ 0.50	\$ 205.11	Saunders County/Wahoo	Yes	
Valparaiso	AT&T	Alltel	Lincoln		X			\$ 0.75	\$ 0.75	Saunders County/Wahoo		
Valparaiso	Fast Phones	Alltel	Lincoln		X			\$ 0.75	\$ 1.50	Saunders County/Wahoo	No	
Wahoo	ALLTEL	Alltel	Lincoln		X			\$ 0.50	\$ 1,270.00	Saunders County/Wahoo	No	
Wahoo	Houlton	Alltel	Lincoln		X			\$ 1.00	\$ 2.00	Saunders County/Wahoo	No	
Wahoo	NT&T	Alltel	Lincoln		X			\$ 0.50	\$ 18.50	Saunders County/Wahoo	No	
Weston/Malmo	Northeast Nebraska	Alltel	Lincoln		X			\$ 0.50	\$ 255.15	Saunders County/Wahoo	Yes	
Yutan	ALLTEL	Alltel	Lincoln		X			\$ 0.50	\$ 387.00	Saunders County/Wahoo	No	
Yutan	AT&T	Alltel	Lincoln		X			\$ 0.50	\$ 0.17	Saunders County/Wahoo		
Gering	Sprint	Sprint	Scottsbluff			X	X	\$ 1.00	\$ 133.00	Scottsbluff County/Gering	Yes	\$19,490.00
Harrison	NT&T	Sprint	Scottsbluff			X	X	\$ 0.50	\$ 70.00	Scottsbluff County/Gering	Yes	
Mitchell	Ionex	Sprint	Scottsbluff			X	X	\$ 1.00	\$ 1.00	Scottsbluff County/Gering	Yes	
Mitchell	New Access	Sprint	Scottsbluff			X	X	\$ 1.00	\$ 1.00	Scottsbluff County/Gering		
Scottsbluff	Ionex	Sprint	Scottsbluff			X	X	\$ 1.00	\$ 9.00	Scottsbluff County/Gering	Yes	
Scottsbluff	Sprint	Sprint	Scottsbluff			X	X	\$ 1.00	\$ 19,276.00	Scottsbluff County/Gering	Yes	
Beaver Crossing	ALLTEL	Alltel	Lincoln			X	X	\$ 1.00	\$ 323.00	Seward County/Seward	No	\$6,675.33
Bee	AT&T	Alltel	Lincoln			X	X	\$ 1.00	\$ 3.33	Seward County/Seward		
Cordova	ALLTEL	Alltel	Lincoln			X	X	\$ 1.00	\$ 123.00	Seward County/Seward	No	

Wireless 911 Information Calendar Year 2004

City/Town	Local Exchange Carrier	LEC Providing 911	911 Tandem/ Selective Router	Basic 911	ANI/A LI	E911	Wireless Phase I	Monthly Surcharge	Monthly Revenue	PSAP	Interlocal Agreement	Estimated Monthly Revenue
Garland	ALLTEL	Alltel	Lincoln			X	X	\$ 1.00	\$ 255.00	Seward County/Seward	No	
Milford	ALLTEL	Alltel	Lincoln			X	X	\$ 1.00	\$ 1,234.00	Seward County/Seward	No	
Milford	Houlton	Alltel	Lincoln			X	X	\$ 1.00	\$ 1.00	Seward County/Seward	No	
Milford	NT&T	Alltel	Lincoln			X	X	\$ 1.00	\$ 55.00	Seward County/Seward	No	
Seward	ALLTEL	Alltel	Lincoln			X	X	\$ 1.00	\$ 3,675.00	Seward County/Seward	Yes	
Seward	Fast Phones	Alltel	Lincoln			X	X	\$ 1.00	\$ 2.00	Seward County/Seward	Yes	
Seward	NT&T	Alltel	Lincoln			X	X	\$ 1.00	\$ 42.00	Seward County/Seward	Yes	
Staplehurst	Clarks	Alltel	Lincoln			X	X	\$ 1.00	\$ 250.00	Seward County/Seward	Yes	
Tamora	ALLTEL	Alltel	Lincoln			X	X	\$ 1.00	\$ 188.00	Seward County/Seward	No	
Utica	ALLTEL	Alltel	Lincoln			X	X	\$ 1.00	\$ 521.00	Seward County/Seward		
Utica	NT&T	Alltel	Lincoln			X	X	\$ 1.00	\$ 3.00	Seward County/Seward	No	
Gordon	Great Plains	Qwest	Grand Island		X			\$ 1.00	\$ 1,566.00	Sheridan County/Rushville	No	\$3,204.03
Hay Springs	Great Plains	Qwest	Grand Island		X			\$ 1.00	\$ 579.00	Sheridan County/Rushville	No	
Mirage Flats	Great Plains	Qwest	Grand Island		X			\$ 1.00	\$ 156.00	Sheridan County/Rushville	No	
Rushville	Great Plains	Qwest	Grand Island		X			\$ 1.00	\$ 834.00	Sheridan County/Rushville	No	
Rushville	Vartec	Qwest	Grand Island		X			\$ 0.50	\$ 1.03	Sheridan County/Rushville	No	
White Clay	Golden West	Qwest	Grand Island		X			\$ 1.00	\$ 68.00	Sheridan County/Rushville	Yes	
Alexandria	ALLTEL	Alltel	Lincoln			X	X	\$ 1.00	\$ 123.00	Thayer County/Hebron	No	\$3,147.50
Bruning	ALLTEL	Alltel	Lincoln			X	X	\$ 1.00	\$ 262.00	Thayer County/Hebron	No	
Byron	Great Plains	Alltel	Lincoln			X	X	\$ 1.00	\$ 194.00	Thayer County/Hebron	Yes	
Carleton	ALLTEL	Alltel	Lincoln			X	X	\$ 1.00	\$ 108.00	Thayer County/Hebron	No	
Chester	Great Plains	Alltel	Lincoln			X	X	\$ 1.00	\$ 310.00	Thayer County/Hebron	Yes	

Wireless 911 Information Calendar Year 2004

City/Town	Local Exchange Carrier	LEC Providing 911	911 Tandem/ Selective Router	Basic 911	ANI/A LI	E911	Wireless Phase I	Monthly Surcharge	Monthly Revenue	PSAP	Interlocal Agreement	Estimated Monthly Revenue
Davenport	ALLTEL	Alltel	Lincoln			X	X	\$ 1.00	\$ 291.00	Thayer County/Hebron	No	\$2,784.47
Deshler	Great Plains	Alltel	Lincoln			X	X	\$ 1.00	\$ 658.00	Thayer County/Hebron	Yes	
Hebron	ALLTEL	Alltel	Lincoln			X	X	\$ 1.00	\$ 1,196.00	Thayer County/Hebron	No	
Hebron	NT&T	Alltel	Lincoln			X	X	\$ 0.50	\$ 5.50	Thayer County/Hebron	No	
Macy	Eastern	Qwest	Norfolk	X				\$ 1.00	\$ 354.52	Thurston County/Pender	Yes	
Pender	AT&T	Qwest	Norfolk	X				\$ 1.00	\$ 5.83	Thurston County/Pender		
Pender	Comm. South	Qwest	Norfolk	X				\$ 1.00	\$ 1.00	Thurston County/Pender	Yes	
Pender	Excel	Qwest	Norfolk	X				\$ 1.00	\$ 0.59	Thurston County/Pender	Yes	
Pender	Ionex	Qwest	Norfolk	X				\$ 1.00	\$ 6.00	Thurston County/Pender	Yes	
Pender	McLeod USA	Qwest	Norfolk	X				\$ 1.00	\$ 9.00	Thurston County/Pender	Yes	
Pender	NT&T	Qwest	Norfolk	X				\$ 1.00	\$ 210.00	Thurston County/Pender	Yes	
Pender	Qwest	Qwest	Norfolk	X				\$ 1.00	\$ 827.00	Thurston County/Pender	Yes	
Pender	Vartec	Qwest	Norfolk	X				\$ 1.00	\$ 1.00	Thurston County/Pender	Yes	
Rosalie	Eastern	Qwest	Norfolk	X				\$ 1.00	\$ 131.50	Thurston County/Pender	Yes	
Rosalie	McLeod USA	Qwest	Norfolk	X				\$ 1.00	\$ 1.00	Thurston County/Pender	Yes	
Thurston	AT&T	Qwest	Norfolk	X				\$ 1.00	\$ 1.00	Thurston County/Pender		
Thurston	McLeod USA	Qwest	Norfolk	X				\$ 1.00	\$ 5.00	Thurston County/Pender		
Thurston	NT&T	Qwest	Norfolk	X				\$ 1.00	\$ 32.00	Thurston County/Pender		
Walthill	Eastern	Qwest	Norfolk	X				\$ 1.00	\$ 509.88	Thurston County/Pender	Yes	
Winnebago	AT&T	Qwest	Norfolk	X				\$ 1.00	\$ 0.83	Thurston County/Pender		
Winnebago	Eastern	Qwest	Norfolk	X				\$ 1.00	\$ 688.31	Thurston County/Pender	Yes	
Arlington (City)	Arlington	Qwest	Norfolk			X	X	\$ 0.75	\$ 441.86	Washington County/Blair	Yes	\$8,690.42

Wireless 911 Information Calendar Year 2004

City/Town	Local Exchange Carrier	LEC Providing 911	911 Tandem/ Selective Router	Basic 911	ANI/A LI	E911	Wireless Phase I	Monthly Surcharge	Monthly Revenue	PSAP	Interlocal Agreement	Estimated Monthly Revenue
Arlington (Rural)	Arlington	Qwest	Council Bluffs, IA			X	X	\$ 1.00	\$ 491.20	Washington County/Blair	Yes	\$3,720.73
Blair	AT&T	Qwest	Council Bluffs, IA			X	X	\$ 0.75	\$ 0.31	Washington County/Blair		
Blair	MCImetro Access	Qwest	Council Bluffs, IA			X	X	\$ 0.75	\$ 0.25	Washington County/Blair	Yes	
Blair	Qwest	Qwest	Council Bluffs, IA			X	X	\$ 1.00	\$ 1,067.00	Washington County/Blair	Yes	
Blair (City)	Blair	Qwest	Council Bluffs, IA			X	X	\$ 0.75	\$ 515.72	Washington County/Blair	Yes	
Blair (City)	Blair	Qwest	Council Bluffs, IA			X	X	\$ 0.75	\$ 2,795.28	Washington County/Blair	Yes	
Blair (Rural)	Blair	Qwest	Council Bluffs, IA			X	X	\$ 1.00	\$ 416.93	Washington County/Blair	Yes	
Blair (Rural)	Blair	Qwest	Council Bluffs, IA			X	X	\$ 1.00	\$ 1,344.20	Washington County/Blair	Yes	
Fort Calhoun	AT&T	Qwest	Council Bluffs, IA			X	X	\$ 1.00	\$ 1.19	Washington County/Blair		
Ft Calhoun (City)	Blair	Qwest	Council Bluffs, IA			X	X	\$ 0.75	\$ 372.23	Washington County/Blair	Yes	
Ft Calhoun (Rural)	Blair	Qwest	Council Bluffs, IA			X	X	\$ 1.00	\$ 503.84	Washington County/Blair	Yes	
Herman	Great Plains	Qwest	Council Bluffs, IA			X	X	0.75 & 1.00	\$ 419.25	Washington County/Blair	Yes	
Kennard	New Access	Qwest	Council Bluffs, IA			X	X	\$ 0.75	\$ 0.75	Washington County/Blair	Yes	
Kennard (City)	Blair	Qwest	Council Bluffs, IA			X	X	\$ 0.75	\$ 122.35	Washington County/Blair	Yes	
Kennard (Rural)	Blair	Qwest	Council Bluffs, IA			X	X	\$ 1.00	\$ 196.64	Washington County/Blair	Yes	
Washington	AT&T	Qwest	Council Bluffs, IA			X	X	\$ 1.00	\$ 1.42	Washington County/Blair		
Wakefield	AT&T	Qwest	Norfolk			X		\$ 1.00	\$ 0.83	Wayne County/Wayne PD		
Wayne	AT&T	Qwest	Norfolk			X	X	\$ 1.00	\$ 25.25	Wayne County/Wayne PD		
Wayne	CAT Comm., Int'l	Qwest	Norfolk			X	X	\$ 1.00	\$ 0.09	Wayne County/Wayne PD		
Carroll	Eastern	Qwest	Norfolk			X	X	\$ 1.00	\$ 265.46	Wayne County/Wayne PD	Yes	
Wakefield	McLeod USA	Qwest	Norfolk			X	X	\$ 1.00	\$ 1.00	Wayne County/Wayne PD	Yes	
Wakefield	New Access	Qwest	Norfolk			X	X	\$ 1.00	\$ 1.00	Wayne County/Wayne PD	Yes	

Wireless 911 Information Calendar Year 2004

City/Town	Local Exchange Carrier	LEC Providing 911	911 Tandem/ Selective Router	Basic 911	ANI/A LI	E911	Wireless Phase I	Monthly Surcharge	Monthly Revenue	PSAP	Interlocal Agreement	Estimated Monthly Revenue
Wakefield	NT&T	Qwest	Norfolk			X	X	\$ 0.50	\$ 105.50	Wayne County/Wayne PD	Yes	
Wakefield	Qwest	Qwest	Norfolk			X	X	\$ 1.00	\$ 579.00	Wayne County/Wayne PD	Yes	
Wayne	1-800-Reconex	Qwest	Norfolk			X	X	\$ 1.00	\$ 40.00	Wayne County/Wayne PD	Yes	
Wayne	Ionex	Qwest	Norfolk			X	X	\$ 1.00	\$ 6.00	Wayne County/Wayne PD	Yes	
Wayne	McLeod USA	Qwest	Norfolk			X	X	\$ 1.00	\$ 34.00	Wayne County/Wayne PD	Yes	
Wayne	New Access	Qwest	Norfolk			X	X	\$ 1.00	\$ 16.00	Wayne County/Wayne PD	Yes	
Wayne	NT&T	Qwest	Norfolk			X	X	\$ 0.50	\$ 183.50	Wayne County/Wayne PD	Yes	
Wayne	Qwest	Qwest	Norfolk			X	X	\$ 1.00	\$ 1,870.00	Wayne County/Wayne PD	Yes	
Wayne	Vartec	Qwest	Norfolk			X	X	\$ 1.00	\$ 240.00	Wayne County/Wayne PD	Yes	
Winside	Northeast Nebraska	Qwest	Norfolk			X	X	\$ 1.00	\$ 353.10	Wayne County/Wayne PD	Yes	
Red Cloud	Great Plains	Alltel	Lincoln		X		X	\$ 1.00	\$ 1,106.00	Webster County/Red Cloud	Yes	\$1,106.00
Benedict	ALLTEL	Alltel	Lincoln		X			\$ 0.50	\$ 107.00	York County/York	Yes	\$3,726.00
Bradshaw	ALLTEL	Alltel	Lincoln		X			\$ 0.50	\$ 112.00	York County/York	Yes	
Gresham	ALLTEL	Alltel	Lincoln		X			\$ 0.50	\$ 115.50	York County/York	Yes	
Gresham	Fast Phones	Alltel	Lincoln		X			\$ 0.50	\$ 0.50	York County/York	Yes	
Henderson	Henderson Coop	Alltel	Lincoln		X			\$ 0.50	\$ 498.00	York County/York	Yes	
McCool Junction	ALLTEL	Alltel	Lincoln		X			\$ 0.50	\$ 188.00	York County/York	No	
McCool Junction	NT&T	Alltel	Lincoln		X			\$ 0.50	\$ 0.50	York County/York	No	
Waco	ALLTEL	Alltel	Lincoln		X			\$ 0.50	\$ 162.50	York County/York	Yes	
York	ALLTEL	Alltel	Lincoln		X			\$ 0.50	\$ 2,503.00	York/York PD	Yes	
York	NT&T	Alltel	Lincoln		X			\$ 0.50	\$ 39.00	York/York PD	Yes	
The following counties are not collecting a landline 911 surcharge: Dundy, Keya Paha, Rock & Brown Counties												
The above table takes into account consolidations of counties as of 2004:												
Keith -- Arthur, Grant & Deuel												
Scottsbluff- Banner & Half of Sioux												
Dawes - Half of Sioux												
Holt-Boyd												
Harlan-Phelps												

Wireless 911 Information Calendar Year 2004

City/Town	Local Exchange Carrier	LEC Providing 911	911 Tandem/ Selective Router	Basic 911	ANI/A LI	E911	Wireless Phase I	Monthly Surcharge	Monthly Revenue	PSAP	Interlocal Agreement	Estimated Monthly Revenue
-----------	------------------------	-------------------	------------------------------	-----------	----------	------	------------------	-------------------	-----------------	------	----------------------	---------------------------

Norfolk PD-Madison, Pierce & Stanton counties -- Norfolk PD is handling Phase I calls for all of Madison County. Madison county still has its own PSAP to handle landline 911 calls, but because they are not enhanced, Norfolk is handling Phase I calls.

Region 26-Sherman, Valley, Greeley, Wheeler, Garfield, Loup, Blaine, Thomas, Logan, Hooker & McPherson

If no date is indicated in the Interlocal Agreement column, information was not provided.

The above information regarding estimated monthly revenue from surcharge is an estimation each county is receiving based on the reporting of the Local Exchange Carriers. This is not a precise amount received by the PSAP and should not be relied upon.