



Horizon Power and Light, LLC
539 W. Commerce St. #779
Dallas, Texas 75208

September 3, 2025
Nebraska Public Service Commission
1200 N Street, Suite 300
Lincoln, NE 68508

NG-126

Subject: Natural Gas Application Submission and Request for Confidential Treatment of Market-Sensitive Materials--Horizon Power and Light, LLC

To Whom It May Concern:

On behalf of Horizon Power and Light, LLC ("Horizon"), please find enclosed our application to act as a Competitive Natural Gas Provider ("CNGP") in accordance with applicable regulations under the jurisdiction of the Nebraska Public Service Commission.

This submission includes all required documentation as outlined in the CNGP Application Checklist. Please note that certain portions of this application contain proprietary and sensitive information that is critical to the competitive position of Horizon. Specifically, the following documents or sections have been marked "CONFIDENTIAL":

- Financials
- Resumes

Pursuant to relevant Commission procedures, Horizon respectfully requests confidential treatment of these materials. These documents contain trade secrets and/or sensitive commercial information which, if disclosed, would cause substantial harm to our competitive standing in the market. We ask that the Commission take all appropriate steps to ensure these materials are excluded from public disclosure and are only made available to authorized personnel under appropriate confidentiality protections.

Please confirm receipt of this application and do not hesitate to contact Horizon directly at 866-727-5658 or sales@hplco.com should you require any additional information or clarification. Thank you for your attention to this matter.

Sincerely,
Operations & Sales
Horizon Power and Light, LLC

Enclosures:

- Natural Gas Application
- Exhibits

BEFORE THE NEBRASKA PUBLIC SERVICE COMMISSION

In the Matter of the Application of)
)
) APPLICATION FOR NG-126
) COMPETITIVE NATURAL GAS
seeking authority to operate as a) PROVIDER AUTHORITY
Competitive Natural Gas)
Provider in the State of)
Nebraska.)

Pursuant to Neb. Rev. Stat. §§ 66-1848 and 66-1849, and 291 Neb. Admin. Code § 9-011, ("Applicant") seeks authority from the Nebraska Public Service Commission ("Commission") to operate as a Competitive Natural Gas Provider ("CNGP") within the State of Nebraska. In support of its application, Applicant provides the following information:

Neb. Rev. Stat. § 66-1848

The Applicant intends to conduct the following type of business in Nebraska, for which it is seeking certification:

CNGP only	<input checked="" type="checkbox"/>
CNGP and Aggregator	<input type="checkbox"/>
Aggregator only	<input type="checkbox"/>

291 Neb. Admin. Code § 9-011.02A

1. The Applicant's full legal name, and any trade names under which the Applicant will operate in Nebraska, are as follows:

Horizon Power and Light, LLC

Commission Use Only

NOTE: THIS DOCUMENT IS FOR REFERENCE PURPOSES ONLY AND IS NOT INTENDED TO BE FILED WITHOUT ADDITIONAL EDITING.

NPSC Received 09/04/2025

2. The Applicant is (check one):

☐ A publically owned corporation and a copy of its most recent Annual Report to Shareholders is attached as an Exhibit to this application. NG-126

☒ A privately held corporation.

3. The name of the Parent Company of the Applicant is:

Federal Power & Gas LLC

4. Insert a description of the business structure of the Applicant. An organizational chart is attached to this application as Exhibit Number 1.

5. The Applicant is legally certified to conduct business in the State of Nebraska. Evidence of the Applicant's registration and authority to conduct business in Nebraska by the Nebraska Secretary of State for all trade names under which Applicant will operate is attached to this application as Exhibit Number 2.

6. The Applicant is incorporated in the following state:

Maryland

7. The address of Applicant's headquarters is:

539 W. Commerce St #779

Dallas, TX 75208

**NOTE: THIS DOCUMENT IS FOR REFERENCE PURPOSES ONLY AND IS NOT
INTENDED TO BE FILED WITHOUT ADDITIONAL EDITING.**

8. The individual to which any questions regarding this application should be addressed is:

NG-126

Name: Jim Warrick

Title: Chief Sales Officer

Address: 539 W. Commerce St #779
Dallas, TX 75208

Phone number: 866-727-5658

Email address: jim@hplco.com cc: sales@hplco.com

291 Neb. Admin. Code § 9-011.02B

9. A document listing the names, business addresses, business telephone numbers, and business email addresses of the principal officers of the Applicant who can be contacted regarding its operations in Nebraska is attached as Exhibit Number 3.
10. A telephone number(s) at which the Applicant can be contacted 24 hours a day is as follows:
866-727-5658

**NOTE: THIS DOCUMENT IS FOR REFERENCE PURPOSES ONLY AND IS NOT
INTENDED TO BE FILED WITHOUT ADDITIONAL EDITING.**

NG-126

11. Applicant hereby lists the names and addresses of all the Applicant's affiliates (including parent entities) engaged in the provision of Competitive Natural Gas and/or Aggregator Service in any other state or jurisdiction and indicate which, if any, are duly certificated in Nebraska:

Horizon Power and Light, LLC does not have any affiliates engaged in the provision of Competitive Natural Gas and/or Aggregator Service in any other state or jurisdiction. Horizon Power and Light, LLC's parent company is Federal Power & Gas LLC which does not engage in the provision of Competitive Natural Gas and/or Aggregator Service in any state or jurisdiction.

12. The following is a complete and accurate list of the jurisdictions in which the Applicant or one of its affiliates are certificated to operate as a competitive natural gas provider and/or aggregator:

Horizon Power and Light, LLC is licensed to operate as a competitive natural gas provider in Ohio and Pennsylvania.

**NOTE: THIS DOCUMENT IS FOR REFERENCE PURPOSES ONLY AND IS NOT
INTENDED TO BE FILED WITHOUT ADDITIONAL EDITING.**

NG-126

13. The following is an complete and accurate list of all legal actions and/or formal complaints pertaining to the provision of competitive natural gas services filed against the Applicant or its affiliates in a court or public utility regulatory body, other than the Nebraska Commission, that were pending in the 12 months prior to the date of this application.

Note: Please include number of such proceedings, the type of proceeding, the jurisdiction where such action occurred, and the current status of any applicable proceeding(s).

Horizon Power and Light, LLC does not have any legal actions or formal complaints pertaining to the provision of competitive natural gas services filed against it or its affiliates in a court or public utility regulatory body, other than the Nebraska Commission, in the last 12-months.

14. A copy of each of the final orders in the above-listed proceedings are attached to this application as Exhibit Number N/A.

**NOTE: THIS DOCUMENT IS FOR REFERENCE PURPOSES ONLY AND IS NOT
INTENDED TO BE FILED WITHOUT ADDITIONAL EDITING.**

291 Neb. Admin. Code § 9-011.02E

NG-126

15. The following is a complete and accurate list of the states and jurisdictions in which the Applicant or an affiliate has had a license or certificate to supply competitive natural gas service suspended, revoked, or denied, or where the Applicant or affiliate voluntarily withdrew from providing CNGP or aggregator service.

Note: Applicant must include identification of the title and number of any applicable proceedings.

Horizon Power and Light, LLC has never had a license or certificate to supply competitive natural gas service or aggregator service suspended, revoked or denied, nor has it voluntarily withdrew a license or certificate to supply competitive natural gas service or aggregator service.

16. A copy of any final orders in such proceedings or the citation to the website where the text of the orders can be found is attached as Exhibit Number N/A.

291 Neb. Admin. Code § 9-011.02F

17. Applicant presents the following to demonstrate it has the operational and financial capability to obtain and deliver the services it proposes to offer.

- a. Financial capability. A balance sheet, statement of income, statement of cash flow, and if applicable, a statement of shareholders' equity and the Applicant's debt structure, including bond rating are attached as Exhibit Number 4.

NOTE: A request for confidential treatment of these materials may be filed with the Commission pursuant to 291 Neb. Admin. Code § 9-006.

- b. Operational ability. A roster of officers and directors, a description of the professional backgrounds of the

NOTE: THIS DOCUMENT IS FOR REFERENCE PURPOSES ONLY AND IS NOT INTENDED TO BE FILED WITHOUT ADDITIONAL EDITING.

Applicant's principal managerial and technical personnel, and an operational flow chart are attached to this application as Exhibit Number 5.

NG-126

18. The Applicant sets forth the following description of the Applicant's facilities and services it intends to render in Nebraska:

Horizon Power and Light, LLC will supply natural gas to residential and commercial customers in Nebraska.




NOTE: THIS DOCUMENT IS FOR REFERENCE PURPOSES ONLY AND IS NOT INTENDED TO BE FILED WITHOUT ADDITIONAL EDITING.

ATTESTATIONS

19. Applicant hereby commits to comply with all applicable statutes, regulations, and orders in its provision of CNGP and aggregation services within the State of Nebraska. Applicant understands that if granted CNGP or aggregator authority, it will be required to file an annual report with the Commission.
20. Applicant hereby acknowledges that any inaccuracies, misstatements of fact, or falsehoods within this application may result in the denial and/or revocation of CNGP or aggregator authority by the Commission.
21. Applicant acknowledges that if it is granted CNGP or aggregator authority, a failure to comply with applicable statutes, regulations, and orders may result in fines and/or the revocation of the authority granted.

The Applicant respectfully requests that the Commission grant its Application for authority to provide CNGP services within the State of Nebraska.

Respectfully submitted,



Signature

Printed Name:

Title: Chief Sales Officer

Mailing Address: 539 W. Commerce St #779, Dalla:

Phone Number: 866-727-5658

Email Address: jim@hplco.com cc: sales@hplco.c

Date: September 1, 2025


**NOTE: THIS DOCUMENT IS FOR REFERENCE PURPOSES ONLY AND IS NOT
INTENDED TO BE FILED WITHOUT ADDITIONAL EDITING.**

STATE OF Florida)
COUNTY OF Pinellas) ss.

NG-126

I, Gregory J Abbarno, a notary duly commissioned in
Florida County, Pinellas, hereby swear
and acknowledge that on the 1 day of September, 2025,
Jim Warrick, who
is personally known to me and who provided satisfactory
identification pursuant to Neb. Rev. Stat. § 64-105, came
under oath and signed the foregoing document in my presence.

SUBSCRIBED AND SWORN to before me this 1 day of
September, 2025.



Gregory J Abbarno
Notary Public

[Seal]

**NOTE: THIS DOCUMENT IS FOR REFERENCE PURPOSES ONLY AND IS NOT
INTENDED TO BE FILED WITHOUT ADDITIONAL EDITING.**

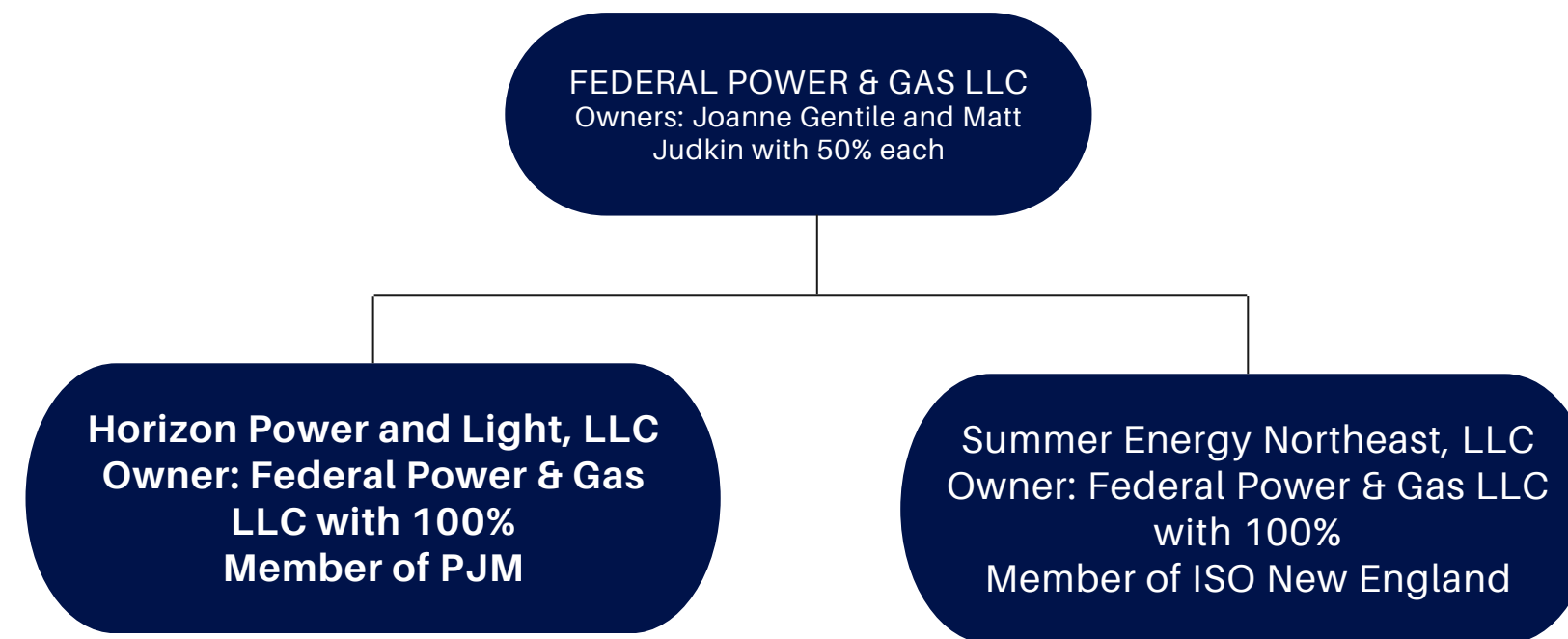
NG-126

EXHIBIT #1

FEDERAL POWER & GAS LLC

Organizational Chart

NG-126



NG-126

EXHIBIT #2

As of September 2, 2025, Horizon Power and Light, LLC's Certificate of Authority to conduct business in the State of Nebraska is pending approval by the Nebraska Secretary of State.

NG-126

NPSC Received 09/04/2025

NG-126

EXHIBIT #3

List of Officers & Contacts

Matt Judkin, President

matt@hplco.com

866-727-5658

Horizon Power and Light, LLC

539 W. Commerce St #779, Dallas, TX 75208

NG-126

Joseph Waldman, Chief Operating Officer

joe@hplco.com

866-727-5658

Horizon Power and Light, LLC

539 W. Commerce St #779, Dallas, TX 75208

Joanne Gentile, Co-Manager

joanne@hplco.com

866-727-5658

Horizon Power and Light, LLC

539 W. Commerce St #779, Dallas, TX 75208

NG-126

EXHIBIT #4

4:10 PM

Horizon Power & Light LLC-Maryland

CONFIDENTIAL

08/21/25

Balance Sheet

Accrual Basis

As of June 30, 2025

	Jan 31, 25	Feb 28, 25	Mar 31, 25	Apr 30, 25	May 31, 25	Jun 30, 25
ASSETS						
Current Assets						
Checking/Savings						
1010 · Comerica-Operating Account	8,096.39	11,864.20	-1,352.80	7,453.41	5,680.51	60,306.70
1011 · Comerica-Interface Payments	103,843.78	119,807.57	65,964.62	109,412.46	34,080.68	0.00
1014 · Flagstar Bank - 7502 - Receipts	184,125.79	278,509.45	181,200.85	9,747.96	2,388.76	14,870.13
1015 · Flagstar Bank - 7529 - Savings	33,671.59	31,599.32	31,607.37	1,612.70	1,613.11	0.23
1016 · Flagstar Bank - 7510 - Purchase	0.00	0.00	42,311.05	682.18	42,678.00	0.00
1017 · Flagstar Bank - 7634 - Operatin	0.00	0.00	1,653.31	1,653.31	3,669.62	4,648.38
Total Checking/Savings	329,737.55	441,780.54	321,384.40	130,562.02	90,110.68	79,825.44
Other Current Assets						
1201 · Accts Rec. - Electricity Sales						
1201.1 · Billed AR - DC	99,954.59	127,056.52	165,824.04	192,501.29	221,381.64	198,208.34
1201.2 · AR Intransit - DC	10,481.40	0.00	0.00	4,706.63	5,289.64	2,350.01
1201.3 · Unbilled Flowed AR - DC	-73,981.04	-89,053.37	-57,578.23	-69,507.17	-65,291.63	-22,978.37
1201.4 · Billed AR - IL	402,986.12	327,978.12	214,768.53	220,916.29	169,014.53	229,445.86
1201.5 · AR Intransit - IL	3,374.52	2,711.30	9,370.85	0.00	10,165.43	19,149.49
1201.6 · Unbilled Flowed AR - IL	271,668.76	374,954.92	353,860.78	373,705.78	408,435.04	453,780.83
1201.7 · Billed AR -MD	627,809.15	618,402.99	601,570.23	499,208.81	-31,204.11	-12,180.55
1201.8 · AR Intransit - MD	21,580.16	24,054.02	21,000.40	5,243.00	8,915.56	16,498.80
1201.9 · Unbilled Flowed AR - MD	-301,899.09	-350,242.69	-436,189.10	-396,612.47	151,095.95	158,588.76
Total 1201 · Accts Rec. - Electricity Sales	1,061,974.57	1,035,861.81	872,627.50	830,162.16	877,802.05	1,042,863.17
1507 · Collateral PJM Interconnection	279,966.57	280,926.58	280,926.58	280,926.58	280,926.58	280,926.58
19005 · Due to Sellers	-131,521.00	-131,521.00	-131,521.00	-131,521.00	-131,521.00	-131,521.00
1903 · Prepaid Power	13,890.82	3,275.13	-0.01	-0.01	-0.01	-0.01
Total Other Current Assets	1,224,310.96	1,188,542.52	1,022,033.07	979,567.73	1,027,207.62	1,192,268.74
Total Current Assets	1,554,048.51	1,630,323.06	1,343,417.47	1,110,129.75	1,117,318.30	1,272,094.18
Other Assets						
1700 · Customer Relationships	2,041,349.00	2,041,349.00	2,041,349.00	2,041,349.00	2,041,349.00	2,041,349.00
1705 · Accru. Amort. Customer Relation	-595,393.21	-680,449.42	-765,505.63	-850,561.84	-935,618.05	-1,020,674.26
1995 · Collateral for Potamic Electric	50,000.00	50,000.00	50,000.00	50,000.00	50,000.00	50,000.00
1996 · Collateral - Duke Energy						
1996.1 · Duke Energy - Gas	0.00	0.00	0.00	50,000.00	50,000.00	50,000.00
1996.2 · Duke Energy - Electricity	0.00	0.00	0.00	13,500.00	13,500.00	13,500.00
Total 1996 · Collateral - Duke Energy	0.00	0.00	0.00	63,500.00	63,500.00	63,500.00
1997 · Deposit for BGE LC	25,000.00	25,000.00	25,000.00	25,000.00	25,000.00	25,000.00
Total Other Assets	1,520,955.79	1,435,899.58	1,350,843.37	1,329,287.16	1,244,230.95	1,159,174.74
TOTAL ASSETS	3,075,004.30	3,066,222.64	2,694,260.84	2,439,416.91	2,361,549.25	2,431,268.92
LIABILITIES & EQUITY						
Liabilities						
Current Liabilities						
Accounts Payable						
2000 · Accounts Payable	52,999.64	45,953.60	94,861.81	46,472.55	38,592.47	33,045.51
Total Accounts Payable	52,999.64	45,953.60	94,861.81	46,472.55	38,592.47	33,045.51
Other Current Liabilities						
2007 · Due to Federal Gas and Power	729,212.00	729,212.00	729,212.00	729,212.00	729,212.00	729,212.00
2154 · Power Purchase Liability	357,869.16	431,135.43	430,091.67	229,524.58	172,456.58	261,317.70
2200 · Sales Tax Payable	7,834.61	3,909.77	1,842.28	4,476.25	2,266.91	5,494.88
2302 · Accrued Expenses - Other						
2302.1 · BGE	164.50	141.00	149.00	72.74	41.00	42.50
2302.3 · Pepco	427.00	367.17	363.55	324.21	349.94	549.52
2302.6 · BLH	0.00	0.00	9,549.00	13,177.50	15,771.00	14,551.50
2302.8 · Legal	7,589.25	4,001.77	0.00	1,286.62	0.00	3,353.75
Total 2302 · Accrued Expenses - Other	8,180.75	4,509.94	10,061.55	14,861.07	16,161.94	18,497.27
2303 · Accrued Expense - PJM	76,395.04	39,250.29	14,330.47	34,864.82	47,517.29	120,769.44
2304 · Accrued EDI Services	9,423.42	9,592.88	9,683.10	9,539.78	9,575.06	9,861.06

NG-128

4:10 PM

Horizon Power & Light LLC-Maryland

CONFIDENTIAL

08/21/25

Balance Sheet

Accrual Basis

As of June 30, 2025

	Jan 31, 25	Feb 28, 25	Mar 31, 25	Apr 30, 25	May 31, 25	Jun 30, 25
2305 · Accrued expense - REC						
2305.2 · Accrued Recs (Year 2024)	222,640.00	222,640.00	-91,930.75	-292,580.75	-475,055.75	-675,705.75
2305.3 · Accrued Rec (Year 2025)	44,832.00	76,622.00	99,635.00	119,368.00	141,646.00	175,526.00
Total 2305 · Accrued expense - REC	267,472.00	299,262.00	7,704.25	-173,212.75	-333,409.75	-500,179.75
Total Other Current Liabilities	1,456,386.98	1,516,872.31	1,202,925.32	849,265.75	643,780.03	644,972.60
Total Current Liabilities	1,509,386.62	1,562,825.91	1,297,787.13	895,738.30	682,372.50	678,018.11
Total Liabilities	1,509,386.62	1,562,825.91	1,297,787.13	895,738.30	682,372.50	678,018.11
Equity						
3301 · Partner Cap Acct - Federal Gas	1,723,608.14	1,723,608.14	1,723,608.14	2,014,608.14	2,294,608.14	2,614,608.14
Net Income	-157,990.46	-220,211.41	-327,134.43	-470,929.53	-615,431.39	-861,357.33
Total Equity	1,565,617.68	1,503,396.73	1,396,473.71	1,543,678.61	1,679,176.75	1,753,250.81
TOTAL LIABILITIES & EQUITY	3,075,004.30	3,066,222.64	2,694,260.84	2,439,416.91	2,361,549.25	2,431,268.92

NG-126

Horizon Power & Light LLC-Maryland

Profit & Loss

January through June 2025

CONFIDENTIAL

	Jan 25	Feb 25	Mar 25	Apr 25	May 25	Jun 25	TOTAL
Ordinary Income/Expense							
Income							
4100 · Electricity							
4102 · Electricity Sales (GAAP Adjust)	595,971.89	503,583.83	398,920.24	339,441.14	389,016.39	490,313.33	2,717,246.82
4105 · POR Discount							
4105.1 · BGE POR Discount	-1,114.25	-1,308.64	-1,192.74	-711.57	-107.38	-30.14	-4,464.72
4105.2 · Delmarva MD POR Discount	-931.60	-1,054.60	-915.11	-508.41	-21.23	-11.10	-3,442.05
4105.3 · Pepco MD POR Discount	-665.87	-792.78	-676.45	-332.36	-57.74	-42.49	-2,567.69
4105.4 · Pepco DC POR Discount	-925.17	-1,011.10	0.00	-341.58	-637.46	-874.81	-3,790.12
4105.5 · Com Ed POR Discount	-1,189.03	-2,046.45	-2,046.14	-2,151.23	-1,713.59	-1,628.28	-10,774.72
Total 4105 · POR Discount	-4,825.92	-6,213.57	-4,830.44	-4,045.15	-2,537.40	-2,586.82	-25,039.30
Total 4100 · Electricity	591,145.97	497,370.26	394,089.80	335,395.99	386,478.99	487,726.51	2,692,207.52
Total Income	591,145.97	497,370.26	394,089.80	335,395.99	386,478.99	487,726.51	2,692,207.52
Cost of Goods Sold							
5000 · Cost of Goods Sold							
5002 · PJM Balancing-Ancillaries							
5002.2 · PJM Settlements	165,297.81	98,746.07	43,281.20	54,489.93	116,903.63	209,914.94	688,633.58
Total 5002 · PJM Balancing-Ancillaries	165,297.81	98,746.07	43,281.20	54,489.93	116,903.63	209,914.94	688,633.58
5005 · Power Purchases							
5005.7 · Power Purchases	371,009.54	272,684.48	264,300.17	229,524.88	172,456.88	261,318.00	1,571,293.95
5005.9 · REC's and Compliance							
5005.91 · Recs-District of Columbia	23,391.00	15,720.00	13,587.00	12,269.00	13,561.00	22,864.00	101,392.00
5005.92 · Recs - Maryland	21,441.00	16,070.00	9,426.00	7,464.00	8,717.00	11,016.00	74,134.00
Total 5005.9 · REC's and Compliance	44,832.00	31,790.00	23,013.00	19,733.00	22,278.00	33,880.00	175,526.00
Total 5005 · Power Purchases	415,841.54	304,474.48	287,313.17	249,257.88	194,734.88	295,198.00	1,746,819.95
5006 · TDSP Billing Expense							
5006.1 · Pepco Billing Expense	427.00	367.17	363.55	324.21	349.94	549.52	2,381.39
5006.2 · BGE Billing Expense	164.50	141.00	149.00	72.74	41.00	42.50	610.74
Total 5006 · TDSP Billing Expense	591.50	508.17	512.55	396.95	390.94	592.02	2,992.13
Total 5000 · Cost of Goods Sold	581,730.85	403,728.72	331,106.92	304,144.76	312,029.45	505,704.96	2,438,445.66
Total COGS	581,730.85	403,728.72	331,106.92	304,144.76	312,029.45	505,704.96	2,438,445.66
Gross Profit	9,415.12	93,641.54	62,982.88	31,251.23	74,449.54	-17,978.45	253,761.86
Expense							
6002 · VertexOne EDI Services	9,423.42	9,592.88	9,683.10	9,539.78	9,575.06	9,861.06	57,675.30
6005 · Commission Expense							
6005.2 · Recurring Commissions	12,846.04	9,997.44	12,408.59	8,235.42	12,337.15	11,803.46	67,628.10
Total 6005 · Commission Expense	12,846.04	9,997.44	12,408.59	8,235.42	12,337.15	11,803.46	67,628.10
6112 · Advertising	0.00	0.00	9,722.50	13,715.00	34,412.72	55,070.00	112,920.22
6120 · Bank Service Charges							
6120.2 · Bk Service Charges & CC Fees	867.41	859.41	852.17	1,167.75	1,253.90	1,118.55	6,119.19
6120.6 · Bond fees	0.00	0.00	0.00	0.00	20,700.00	0.00	20,700.00
6120.7 · Wire Fees	0.00	0.00	0.00	0.00	25.00	0.00	25.00
Total 6120 · Bank Service Charges	867.41	859.41	852.17	1,167.75	21,978.90	1,118.55	26,844.19
6131 · Contract labor	0.00	0.00	0.00	100.00	0.00	0.00	100.00
6132 · Computer Software Expense	0.00	0.00	9.99	0.00	0.00	0.00	9.99
6135 · Corporate Filings	0.00	90.20	0.00	0.00	0.00	0.00	90.20
6230 · Licenses, Permits and Fees	0.00	0.00	2,340.00	10.00	1,070.00	700.00	4,120.00
6234 · Meals and Entertainment	0.00	0.00	0.00	0.00	237.56	0.00	237.56
6240 · Miscellaneous	62.57	62.57	10,723.21	0.00	1,565.88	2,571.96	14,986.19
6250 · Postage and Delivery	138.80	112.19	363.49	0.73	210.84	581.06	1,407.11
6260 · Printing and Reproduction	0.00	0.00	211.17	0.00	162.39	952.99	1,326.55
6270 · Professional Fees							
6273 · Jossa Inc Consulting	3,500.00	3,500.00	2,800.00	2,600.00	1,250.00	1,750.00	15,400.00
6274 · Operational Consulting	12,910.00	6,000.00	6,300.00	5,675.00	7,500.00	6,225.00	44,610.00
6275 · Accounting	2,000.00	5,000.00	3,725.00	3,893.75	4,062.50	11,762.50	30,443.75
6276 · Legal Fees							
6276.1 · Legal Fees-Regulatory	7,589.25	4,001.77	0.00	7,928.99	0.00	1,866.25	21,386.26
6276.2 · Legal-Other	0.00	603.65	0.00	0.00	0.00	1,487.50	2,091.15
Total 6276 · Legal Fees	7,589.25	4,605.42	0.00	7,928.99	0.00	3,353.75	23,477.41
6277 · Rec Management/Consulting Fees	3,300.00	3,300.00	3,300.00	3,300.00	3,300.00	3,300.00	19,800.00
6278 · BLH Consulting	16,552.50	15,086.15	9,549.00	13,177.50	15,771.00	14,551.50	84,687.65
6279 · Other Professional Fees	50.00	40.00	0.00	0.00	2,850.00	0.00	2,940.00
Total 6270 · Professional Fees	45,901.75	37,531.57	25,674.00	36,575.24	34,733.50	40,942.75	221,358.81
6290 · Office Rent	0.00	0.00	400.00	2,275.00	1,430.00	830.00	4,935.00
6300 · Repairs							
6345 · Website Repair & Maintenance	375.00	0.00	0.00	0.00	0.00	0.00	375.00
Total 6300 · Repairs	375.00	0.00	0.00	0.00	0.00	0.00	375.00

Horizon Power & Light LLC-Maryland

Profit & Loss

January through June 2025

CONFIDENTIAL

	Jan 25	Feb 25	Mar 25	Apr 25	May 25	Jun 25	TOTAL
6325 · Computer and Software							
6325.1 · DataSet	52.50	0.00	105.00	52.50	105.00	0.00	315.00
6325.3 · Converged Energy	2,500.00	2,500.00	2,500.00	2,500.00	2,500.00	2,500.00	15,000.00
6325.4 · POWRR	7,090.38	8,541.61	8,522.05	8,527.73	8,527.73	8,528.70	49,738.20
6325.6 · RightWorks	437.39	291.59	0.00	0.00	910.25	834.55	1,563.53
6325.7 · Other	119.88	325.88	533.00	533.00	0.00	1,683.11	4,105.10
6325.8 · Rackspace	478.70	253.28	0.00	0.00	0.00	0.00	731.98
Total 6325 · Computer and Software	10,678.85	11,912.36	11,660.05	11,613.23	12,042.96	13,546.36	71,453.81
6380 · Travel							
6380.1 · Airfare	481.70	908.37	274.49	395.00	499.92	0.00	2,559.48
6380.2 · Lodging	0.00	0.00	0.00	2,604.47	1,084.12	2,080.00	5,768.59
6380.5 · Taxi	0.00	0.00	4.88	1,039.82	157.96	433.00	1,635.66
6380 · Travel - Other	0.00	0.00	0.00	0.00	0.00	2,081.96	2,081.96
Total 6380 · Travel	481.70	908.37	279.37	4,039.29	1,742.00	4,594.96	12,045.69
6550 · Office Supplies	0.00	55.09	530.10	181.59	568.37	318.36	1,653.51
6551 · Office Expenses	0.00	651.53	0.00	0.00	470.27	0.00	1,121.80
6690 · IL Energy Efficiency Program	0.00	0.00	0.00	0.00	1,358.00	0.00	1,358.00
Total Expense	80,775.54	71,773.61	84,857.74	87,453.03	133,895.60	142,891.51	601,647.03
Net Ordinary Income	-71,360.42	21,867.93	-21,874.86	-56,201.80	-59,446.06	-160,869.96	-347,885.17
Other Income/Expense							
Other Income							
7010 · Interest Income	968.59	967.33	8.05	5.33	0.41	0.23	1,949.94
Total Other Income	968.59	967.33	8.05	5.33	0.41	0.23	1,949.94
Other Expense							
6820 · Taxes							
6820.4 · PUC Assessment - MD	2,542.42	0.00	0.00	2,542.42	0.00	0.00	5,084.84
Total 6820 · Taxes	2,542.42	0.00	0.00	2,542.42	0.00	0.00	5,084.84
6999 · Amortization Customer Relations	85,056.21	85,056.21	85,056.21	85,056.21	85,056.21	85,056.21	510,337.26
Total Other Expense	87,598.63	85,056.21	85,056.21	87,598.63	85,056.21	85,056.21	515,422.10
Net Other Income	-86,630.04	-84,088.88	-85,048.16	-87,593.30	-85,055.80	-85,055.98	-513,472.16
Net Income	-157,990.46	-62,220.95	-106,923.02	-143,795.10	-144,501.86	-245,925.94	-861,357.33

4:25 PM

08/21/25

Accrual Basis

Federal Power & Gas LLC

Balance Sheet

As of June 30, 2025

CONFIDENTIAL

	Jan 31, 25	Feb 28, 25	Mar 31, 25	Apr 30, 25	May 31, 25	Jun 30, 25
ASSETS						
Current Assets						
Checking/Savings						
10001 · Flagstar Bank - Operating #7219	431.68	832.93	628.00	303.10	303.10	32.62
10002 · Flagstar Bank - Purchase #7227	538.63	538.63	538.63	538.63	538.63	538.63
10003 · Flagstar Bank - Saving #7235	342,138.43	289,206.07	602,440.78	1,147,627.30	907,901.17	770,052.12
Total Checking/Savings	343,108.74	290,577.63	603,607.41	1,148,469.03	908,742.90	770,623.37
Other Current Assets						
10004 · Security Deposit_ St. Pete Rent	0.00	0.00	15,704.93	15,704.93	15,704.93	15,704.93
Total Other Current Assets	0.00	0.00	15,704.93	15,704.93	15,704.93	15,704.93
Total Current Assets	343,108.74	290,577.63	619,312.34	1,164,173.96	924,447.83	786,328.30
Other Assets						
10005 · Advances Receivable						
10005.1 · Advance Rec - CAG LLC	0.00	50,000.00	50,000.00	50,000.00	10,000.00	10,000.00
10005.2 · Advance Rec - Joanne Gentile	0.00	0.00	0.00	155,932.80	155,932.80	155,932.80
10005.3 · Advance Rec - Matt Judkin	0.00	0.00	0.00	100,932.90	100,932.90	0.00
10005.4 · Advance Rec - IWL Holdings	0.00	0.00	0.00	60,000.00	60,000.00	60,000.00
Total 10005 · Advances Receivable	0.00	50,000.00	50,000.00	366,865.70	326,865.70	225,932.80
10006 · Investment						
10006.1 · Horizon Power & Light, LLC	1,565,617.68	1,503,396.73	1,396,473.71	1,687,473.71	1,967,473.71	2,287,473.71
10006.2 · Summer Energy Holdings Inc.	544,786.38	544,786.38	544,786.38	544,786.38	544,786.38	544,786.38
10006 · Investment - Other	0.00	0.00	0.00	-143,795.10	-288,296.96	-531,931.65
Total 10006 · Investment	2,110,404.06	2,048,183.11	1,941,260.09	2,088,464.99	2,223,963.13	2,300,328.44
Total Other Assets	2,110,404.06	2,098,183.11	1,991,260.09	2,455,330.69	2,550,828.83	2,526,261.24
TOTAL ASSETS	2,453,512.80	2,388,760.74	2,610,572.43	3,619,504.65	3,475,276.66	3,312,589.54
LIABILITIES & EQUITY						
Liabilities						
Current Liabilities						
Accounts Payable						
20000 · Accounts Payable	0.00	0.00	0.00	0.00	0.00	742.50
Total Accounts Payable	0.00	0.00	0.00	0.00	0.00	742.50
Other Current Liabilities						
200 · Due to Horizon Power and Light	-729,212.00	-729,212.00	-729,212.00	-729,212.00	-729,212.00	-729,212.00
20002 · Loans Payable - Other						
20002.1 · Loan Payable - Energy BPO LLC	30,829.21	30,829.21	30,829.21	30,829.21	30,829.21	30,829.21
Total 20002 · Loans Payable - Other	30,829.21	30,829.21	30,829.21	30,829.21	30,829.21	30,829.21
250 · Due to Summer Energy Northeast	100,000.00	100,000.00	100,000.00	100,000.00	100,000.00	100,000.00
Total Other Current Liabilities	-598,382.79	-598,382.79	-598,382.79	-598,382.79	-598,382.79	-598,382.79
Total Current Liabilities	-598,382.79	-598,382.79	-598,382.79	-598,382.79	-598,382.79	-597,640.29
Total Liabilities	-598,382.79	-598,382.79	-598,382.79	-598,382.79	-598,382.79	-597,640.29
Equity						
30001 · Capital Members						
30001.1 · Capital - Joanne Gentile	1,664,067.20	1,664,067.20	1,664,067.20	0.00	0.00	0.00
30001.2 · Capital - Matt Judkin	1,719,067.10	1,719,067.10	1,719,067.10	0.00	0.00	0.00
30001.3 · Capital - 237 Next	0.00	0.00	0.00	350,000.00	350,000.00	350,000.00
30001.4 · Capital - Anjim Energy Holdco	0.00	0.00	350,000.00	350,000.00	350,000.00	350,000.00
30001.5 · Capital - Jossa Energy Holdco	0.00	0.00	0.00	0.00	0.00	100,000.00
30001.6 · Capital - IWL Holdco	0.00	0.00	0.00	60,000.00	60,000.00	60,000.00
30001.7 · Capital - MJG ESCO Holdco	0.00	0.00	0.00	4,140,000.00	4,140,000.00	4,140,000.00
Total 30001 · Capital Members	3,383,134.30	3,383,134.30	3,733,134.30	4,900,000.00	4,900,000.00	5,000,000.00
30002 · Retained Earnings	-171,210.56	-171,210.56	-171,210.56	-171,210.56	-171,210.56	-171,210.56
Net Income	-160,028.15	-224,780.21	-352,968.52	-510,902.00	-655,129.99	-918,559.61
Total Equity	3,051,895.59	2,987,143.53	3,208,955.22	4,217,887.44	4,073,659.45	3,910,229.83
TOTAL LIABILITIES & EQUITY	2,453,512.80	2,388,760.74	2,610,572.43	3,619,504.65	3,475,276.66	3,312,589.54

Federal Power & Gas LLC

Profit & Loss

January through June 2025

CONFIDENTIAL

NG-126

	Jan 25	Feb 25	Mar 25	Apr 25	May 25	Jun 25	TOTAL
Ordinary Income/Expense							
Expense							
60000 · Computer & Internet Expense	0.00	0.00	0.00	1,884.00	0.00	1,770.48	3,654.48
60005 · Professional Fees							
60005.1 · Accounting Expense	0.00	0.00	0.00	0.00	0.00	17,500.00	17,500.00
60005.2 · Legal Expense	2,125.00	2,598.75	19,676.25	12,440.90	0.00	742.50	37,583.40
Total 60005 · Professional Fees	2,125.00	2,598.75	19,676.25	12,440.90	0.00	18,242.50	55,083.40
60008 · Meals	0.00	0.00	1,651.86	0.00	0.00	0.00	1,651.86
60009 · Office Expense	0.00	0.00	55.93	0.00	0.00	0.00	55.93
Total Expense	2,125.00	2,598.75	21,384.04	14,324.90	0.00	20,012.98	60,445.67
Net Ordinary Income	-2,125.00	-2,598.75	-21,384.04	-14,324.90	0.00	-20,012.98	-60,445.67
Other Income/Expense							
Other Income							
70001 · Equity Earnings - Horizon	-157,990.46	-62,220.95	-106,923.02	-143,795.10	-144,501.86	-243,634.69	-859,066.08
70003 · Interest Income - Flagstar Bank	87.31	67.64	118.75	186.52	273.87	218.05	952.14
Total Other Income	-157,903.15	-62,153.31	-106,804.27	-143,608.58	-144,227.99	-243,416.64	-858,113.94
Net Other Income	-157,903.15	-62,153.31	-106,804.27	-143,608.58	-144,227.99	-243,416.64	-858,113.94
Net Income	<u>-160,028.15</u>	<u>-64,752.06</u>	<u>-128,188.31</u>	<u>-157,933.48</u>	<u>-144,227.99</u>	<u>-263,429.62</u>	<u>-918,559.61</u>

Summer Energy Northeast, LLC (Formerly Rep Energy, LLC)

Profit & Loss

January through June 2025

CONFIDENTIAL

NG-126

	Jan 25	Feb 25	Mar 25	Apr 25	May 25	Jun 25	TOTAL
Ordinary Income/Expense							
Income							
47900 · Revenue Accounts							
47901.5 · Flowed revenue - MA	63,658.53	31,500.70	42,834.58	42,810.73	43,635.61	56,520.86	280,961.01
47902.1 · POR Discount							
4791.1 · National Grid	-1,023.47	-1,064.01	-1,385.75	-1,291.24	-1,134.11	-671.99	-6,570.57
4791.2 · NStar	-148.53	-175.44	-178.56	-135.43	-116.68	-159.75	-914.39
Total 47902.1 · POR Discount	-1,172.00	-1,239.45	-1,564.31	-1,426.67	-1,250.79	-831.74	-7,484.96
Total 47900 · Revenue Accounts	62,486.53	30,261.25	41,270.27	41,384.06	42,384.82	55,689.12	273,476.05
48000 · Customer Refund							
48000.2 · Customer Account Refund - MA	0.00	0.00	0.00	3,477.40	0.00	0.00	3,477.40
Total 48000 · Customer Refund	0.00	0.00	0.00	3,477.40	0.00	0.00	3,477.40
Total Income	62,486.53	30,261.25	41,270.27	44,861.46	42,384.82	55,689.12	276,953.45
Cost of Goods Sold							
50001 · Cost of Goods Sold							
57003 · Other Utility Charges							
57003.1 · Eversource service charge	1,250.00	0.00	0.00	0.00	0.00	0.00	1,250.00
Total 57003 · Other Utility Charges	1,250.00	0.00	0.00	0.00	0.00	0.00	1,250.00
Total 50001 · Cost of Goods Sold	1,250.00	0.00	0.00	0.00	0.00	0.00	1,250.00
51100 · Balancing - Ancillary							
51100.1 · ISO Invoices	19,786.97	19,217.90	8,301.89	7,278.48	7,979.53	13,477.90	76,042.67
Total 51100 · Balancing - Ancillary	19,786.97	19,217.90	8,301.89	7,278.48	7,979.53	13,477.90	76,042.67
51300 · Rec's							
51320.1 · REC's - MA 2024	3,375.00	2,934.00	2,378.00	2,253.00	2,388.00	3,062.00	16,390.00
Total 51300 · Rec's	3,375.00	2,934.00	2,378.00	2,253.00	2,388.00	3,062.00	16,390.00
Total COGS	24,411.97	22,151.90	10,679.89	9,531.48	10,367.53	16,539.90	93,682.67
Gross Profit	38,074.56	8,109.35	30,590.38	35,329.98	32,017.29	39,149.22	183,270.78
Expense							
60000 · Advertising and Marketing	0.00	0.00	0.00	2,520.00	0.00	1,991.47	4,511.47
60200 · Commissions							
60200.1 · Commissions - MA	0.00	0.00	0.00	0.00	0.00	9,000.00	9,000.00
Total 60200 · Commissions	0.00	0.00	0.00	0.00	0.00	9,000.00	9,000.00
60400 · Bank Service Charges							
60400.1 · Bank Service Charge - MA	62.89	0.00	0.00	125.17	118.25	125.00	431.31
Total 60400 · Bank Service Charges	62.89	0.00	0.00	125.17	118.25	125.00	431.31
61700 · Computer and Internet Expenses	3,500.00	22.73	533.00	533.00	555.73	533.00	5,677.46
63500 · License and Permits							
63500.1 · License & Permits - Mass	0.00	0.00	0.00	0.00	100.35	0.00	100.35
63500.2 · License & Permits - New Hamp	0.00	0.00	0.00	0.00	250.00	0.00	250.00
Total 63500 · License and Permits	0.00	0.00	0.00	0.00	350.35	0.00	350.35
64400 · Miscellaneous Expense	0.00	465.37	4,012.01	0.00	0.00	1,735.45	6,212.83
64800 · Office Rent							
64800.1 · Office rent - MA	0.00	0.00	0.00	400.00	200.00	0.00	600.00
Total 64800 · Office Rent	0.00	0.00	0.00	400.00	200.00	0.00	600.00
64900 · Office Supplies	0.00	0.00	434.93	289.13	0.00	0.00	724.06
65000 · Contract Labor - BPO Call Cente	0.00	0.00	0.00	0.00	26,154.86	34,479.48	60,634.34
66700 · Professional Fees							
66701 · Legal Fees							
66701.1 · Thompson Coburn LLP	560.00	0.00	0.00	0.00	0.00	0.00	560.00
Total 66701 · Legal Fees	560.00	0.00	0.00	0.00	0.00	0.00	560.00

4:14 PM

Summer Energy Northeast, LLC (Formerly Rep Energy, LLC) **CONFIDENTIAL**

08/21/25

Profit & Loss

Accrual Basis

January through June 2025

NG-126

	Jan 25	Feb 25	Mar 25	Apr 25	May 25	Jun 25	TOTAL
66702 · Accounting	0.00	637.50	637.50	637.50	750.00	1,212.50	3,875.00
66703 · Jossa, Inc.	2,500.00	2,500.00	2,283.33	0.00	3,850.00	1,750.00	12,883.33
66704 · REC Management	0.00	0.00	1,250.00	1,250.00	1,250.00	1,320.00	5,070.00
66705 · BLH Consults Inc	0.00	0.00	2,149.50	3,187.50	3,294.00	4,284.00	12,915.00
Total 66700 · Professional Fees	3,060.00	3,137.50	6,320.33	5,075.00	9,144.00	8,566.50	35,303.33
Total Expense	6,622.89	3,625.60	11,300.27	8,942.30	36,523.19	56,430.90	123,445.15
Net Ordinary Income	31,451.67	4,483.75	19,290.11	26,387.68	-4,505.90	-17,281.68	59,825.63
Other Income/Expense							
Other Income							
7020 · BlackRock dividend income	76.52	85.60	114.49	140.47	93.31	0.00	510.39
Total Other Income	76.52	85.60	114.49	140.47	93.31	0.00	510.39
Net Other Income	76.52	85.60	114.49	140.47	93.31	0.00	510.39
Net Income	31,528.19	4,569.35	19,404.60	26,528.15	-4,412.59	-17,281.68	60,336.02

4:17 PM

Summer Energy Northeast, LLC (Formerly Rep Energy, LLC)

08/21/25

Balance Sheet

NG-126

Accrual Basis

As of June 30, 2025

	Jan 31, 25	Feb 28, 25	Mar 31, 25	Apr 30, 25	May 31, 25	Jun 30, 25
ASSETS						
Current Assets						
Checking/Savings						
10004 · Comerica Operating Account	3,441.05	37,624.16	130,132.59	67,787.48	22,553.68	-5,319.23
10006 · Comerica EDF DACA Account	55,897.62	82,633.81	132,509.58	202,051.58	255,604.60	231,878.32
Total Checking/Savings	59,338.67	120,257.97	262,642.17	269,839.06	278,158.28	226,559.09
Other Current Assets						
12001 · Accts. Rec. - Electricity Sales						
12001.1 · Billed AR Per ESG - MA	21,367.37	22,171.09	10,656.82	4,643.24	5,436.41	8,085.61
12001.3 · Unbilled Flowed AR - MA	67,772.91	43,495.15	33,307.79	11,395.07	530.78	13,614.97
Total 12001 · Accts. Rec. - Electricity Sales	89,140.28	65,666.24	43,964.61	16,038.31	5,967.19	21,700.58
13000 · Intercompany - Due To/From						
13000.5 · Interco-Holdings/Northeast LLC	0.00	-33,541.45	0.00	0.00	0.00	0.00
Total 13000 · Intercompany - Due To/From	0.00	-33,541.45	0.00	0.00	0.00	0.00
14000 · Due from Federal Gas and Power	100,000.00	100,000.00	100,000.00	100,000.00	100,000.00	100,000.00
19005 · Due to Seller	-50,000.00	-50,000.00	-50,000.00	0.00	0.00	0.00
Total Other Current Assets	139,140.28	82,124.79	93,964.61	116,038.31	105,967.19	121,700.58
Total Current Assets	198,478.95	202,382.76	356,606.78	385,877.37	384,125.47	348,259.67
Other Assets						
18000 · Cash Collateral Deposits	400,000.00	400,000.00	270,000.00	270,000.00	270,400.00	270,400.00
18003 · Deposit to ISO NE -Blackrock	50,552.20	50,637.80	50,752.29	50,892.76	50,986.07	50,986.07
Total Other Assets	450,552.20	450,637.80	320,752.29	320,892.76	321,386.07	321,386.07
TOTAL ASSETS	649,031.15	653,020.56	677,359.07	706,770.13	705,511.54	669,645.74
LIABILITIES & EQUITY						
Liabilities						
Current Liabilities						
Accounts Payable						
20000 · Accounts Payable	6,250.00	3,137.50	2,920.83	3,846.63	3,022.73	7,820.00
Total Accounts Payable	6,250.00	3,137.50	2,920.83	3,846.63	3,022.73	7,820.00
Other Current Liabilities						
23002 · Accrued Expense - Other						
23002.1 · Accrued - Thompson Coburn	560.00	0.00	0.00	0.00	0.00	0.00
23002.6 · Accrued - Other	1,000.00	1,000.00	0.00	0.00	0.00	0.00
23002.7 · BLH Consults Inc	0.00	0.00	2,149.50	3,187.50	3,294.00	4,284.00
Total 23002 · Accrued Expense - Other	1,560.00	1,000.00	2,149.50	3,187.50	3,294.00	4,284.00
24600 · Accrued REC expense						
24600.6 · Accrued REC expense - 2024	60,941.65	63,875.65	66,253.65	68,506.65	70,894.65	44,041.10
Total 24600 · Accrued REC expense	60,941.65	63,875.65	66,253.65	68,506.65	70,894.65	44,041.10
25500 · Accrued Sales Tax	1,244.98	1,000.90	2,904.77	2,135.51	1,328.72	2,415.07
26500 · Accrued ISO New England	2,719.95	3,122.59	2,841.80	2,277.17	4,567.36	5,963.17
Total Other Current Liabilities	66,466.58	68,999.14	74,149.72	76,106.83	80,084.73	56,703.34
Total Current Liabilities	72,716.58	72,136.64	77,070.55	79,953.46	83,107.46	64,523.34
Total Liabilities	72,716.58	72,136.64	77,070.55	79,953.46	83,107.46	64,523.34

4:17 PM

Summer Energy Northeast, LLC (Formerly Rep Energy, LLC)

08/21/25

Balance Sheet

NG-126

Accrual Basis

As of June 30, 2025

	Jan 31, 25	Feb 28, 25	Mar 31, 25	Apr 30, 25	May 31, 25	Jun 30, 25
Equity						
3301 - Partner Cap Acct - Federal Gas	544,786.38	544,786.38	544,786.38	544,786.38	544,786.38	544,786.38
Net Income	31,528.19	36,097.54	55,502.14	82,030.29	77,617.70	60,336.02
Total Equity	576,314.57	580,883.92	600,288.52	626,816.67	622,404.08	605,122.40
TOTAL LIABILITIES & EQUITY	<u>649,031.15</u>	<u>653,020.56</u>	<u>677,359.07</u>	<u>706,770.13</u>	<u>705,511.54</u>	<u>669,645.74</u>

List of Officers & Contacts

Matt Judkin, President

matt@hplco.com

866-727-5658

NG-126

Horizon Power and Light, LLC

539 W. Commerce St #779, Dallas, TX 75208

Joseph Waldman, Chief Operating Officer

joe@hplco.com

866-727-5658

Horizon Power and Light, LLC

539 W. Commerce St #779, Dallas, TX 75208

Joanne Gentile, Co-Manager

joanne@hplco.com

866-727-5658

Horizon Power and Light, LLC

539 W. Commerce St #779, Dallas, TX 75208

NG-126

EXHIBIT #5

Joseph Waldman

NG-126

Career Summary

Accomplished executive with over 27 years of operational excellence; including 20 years of success and management in the retail energy industry. Continuously demonstrated the ability to improve policies and procedures generating and saving income for numerous companies and delivering greater corporate profitability. As a result of a keen ability to turn faltering departments and procedures into cohesive parts of the greater corporation, there is improved stability, morale, performance and profitability. Set a stable platform to allow expansion of the business' footprint into additional territories. Unique ability to understand regulatory rules and implement them into productive operational features that are fully compliant. All positions listed below are full time with a minimum of 40 hours per week.

Highlights

- Vast experience with natural gas and electric utility operations and business rules allowing corporate operations to take full advantage of efficiencies ensuring improved corporate profits.
- Exceptional understanding of regulatory issues and procedures, resulting in improved regulatory influence that improves the overall industry and corporate profitability.
- Deep understanding and experience with numerous operational systems and data management effectuating improved operational procedures, increased profitability and corporate advantages over competitors.

Core Competencies

Operational Management • Billing • Enrollments • Fulfillment • Business Development / Sales • Payment Methodologies • Data Mining • Collection Management • Telecommunications Systems • Internal and Third Party Sales Verifications • IVR and ACD Upgrades and Installations • Process Improvement • Improved Customer Operational Flow • Thorough Understanding of Over 60 Utility Territories and Over 15 State Agencies • Advantageous Management of Call Center Staffing

Experience

Employer: Horizon Power & Light LLC

Position: Chief Operating Officer

9/24 – Present

Employer: Discount Power Inc.

Position: Chief Operating Officer

3/21 – 10/22

- Instituted proper Third Party Verification recording by using a true third party rather than being done in house for all internal sales as is required by the state commissions. NG-126
- Terminated poor performing sales agents and telemarketers.
- Although the company had been selling fixed price natural gas contracts for three years, they were doing so without any hedging. Instituted proper hedging policy prior to the winter of 2021 bringing profitability to the book and saving the company from bankruptcy.
- Identified major problems with the company's hedging and forecasting consulting company that due to their errors were costing millions of dollars over the years. Negotiated, hired, and implemented a new consulting company for less money, much better accuracy, with no problems in the transition.
- Terminated a completely non-performing digital marketing company.
- Began marketing in Rhode Island which the company had ceased doing two years prior due to fear of not knowing how to implement collections activity.
- Entered into 8 new electric and gas utilities providing access to over 2 million additional potential customers.

Employer: East Coast Power & Gas, Bronx, NY

Position: Operations Consultant

1/20 – 11/20

Brought onboard to set policies and procedures for all back-office operations that were causing internal financial hardships. After there for a month, it was known by upper management the company was financially insolvent and I helped wind down the company.

- Reviewed all meter reads and billing in the CIS/CRM systems. Located and invoiced \$2 million in charges that had gone unbilled.
- Created cash forecasting reporting for all purchase of receivable accounts.
- Solidified and expanded upon aged receivable reporting for all non-purchase of receivable accounts.
- Directed Collections department on what accounts to go after, as well as creation of collection letters, policy and procedures.
- Onboarded national collection agency to recoup inactive customers' aged receivables older than 120 days.
- Received approval to implement CCH tax interface to ensure taxes were being calculated correctly in the systems.
- Created renewal letters along with policies and procedures to have them sent out in a timely manner.
- Engaged outsourced print house to automate mailing of renewal letters as well as all dual billing.
- Reviewed and revamped credit policy and procedures for onboarding new customers dependent upon risk.

Employer: Powervine Energy, Norwalk, CT

Position: Co-Founder, Chief Operating Officer

11/17 – 10/19

One of three partners to start up operations of a brand-new Energy Services Corporation (ESCO) to serve dual fuel in deregulated states. Systems and staff began to come online in November 2018. Sales began when a supply deal with EDF was completed in February 2019 until company was sold in October 2019.

- Negotiated all operations related contracts included but not limited to CIS/CRM/EDI, TPV, Print House, Customer Rewards, Outbound Telemarketing, Outsourced Customer Service, Outsourced Regulatory and Compliance.
- Integrated CIS/CRM systems with rewards program, TPVs, and all customer correspondence.
- Responsibility for all areas with the exception of Finance, Sales and Marketing, and Supply.

Employer: North American Power & Gas, Norwalk, CT

Position: Vice President of Operations

1/15 – 5/17

All Operations functions reported to myself, while I reported directly to the President of North American Power. The following departments comprised the Operations Department: Billing, Enrollments, Accounts Receivable, Pricing, Fulfillment, Collections, New Market Entry, Compliance and Quality Control.

NG-126

- Decreased bad debt from 6% to 1% in utilities where payment is not guaranteed.
- Onboarded a national collection agency for stale bad debt and larger commercial accounts.
- Automated promotion fulfillment for an annual savings of \$189k.
- Recovered over \$500k from 2,400 bad debt accounts in 6 months.
- Recovered \$256k from a utility that I was able to determine was withholding payments in error.
- Implemented rejection letters allowing for a 24% correction and enrollment increase.
- Re-vamped the enrollment reporting allowing for 100% visibility into all enrollment rejections.
- Set up policies and procedures for staff to follow up on all enrollment rejections.
- Created proper billing (EDI 810) reporting to determine all customers are being charged properly.
- Created a new A/R position to track all (EDI 820) payments, credit card, check and collections payments.
- Decreased compliance refunds due to incorrect pricing by 90%.
- Decreased regulatory compliance refunds (as ordered by a state commission) by 100%.
- Brought billing complaints down from .20% to .06% of active customers.
- Decreased staff including Director of Collections, Operations Manager, 3 temps, outside consultants, and a Business Analyst saving well over \$650k per year.

Employer: City Power & Gas, Clearwater, FL

Position: Chief Executive Officer

6/14 – 11/14

- Ran all aspects of the company and the Novatel call center while CEO was on hiatus.

Employer: Sperian Energy, San Diego, CA

Position: Chief Operating Officer

11/12 – 6/14

- Replaced smaller less effective outsourced sales firms with larger more established telemarketing and door to door firms.
- Entered into three states and five electric utilities doubling our footprint.
- Decreased Customer Service department by 50%.
- After taking control of sales scripts and compliance, decreased complaints by 87%.
- Set new policies and procedures for compliance ending investigations by 3 state agencies.
- Proposed 3 acquisitions of competitors reviewed by the Board of Directors.
- Streamlined all consumer correspondence including welcome letters, renewal notices, rejection letters, collection letters, etc.
- Established protocols for reconciliation of active customers with the utilities.
- Effectuated entry into two three states NY, MD, NJ.
- Initiated in-house IT development by building out automated DNC list scrubbing, vendor and internal sales commissions, as well as ongoing developing an automated enrollment portal to be expanded to full CIS/CRM and Billing systems.
- Built dashboards for Operations, Compliance, and Business Development.
- Telecommuted from NJ to San Diego and Las Vegas for half of each month.

Employer: Viridian Energy (Crius), Norwalk, CT

Position: Chief Operating Officer

4/11 – 1/12

- Established entry into eight Natural Gas markets in three states.
- Trained Customer Service, Billing, Collections, and all other operational areas on Natural Gas.
- Procured the Supply Department with Director of Pricing and Manager of Natural Gas.
- Fully reviewed CRM, EDI, Telecom, and MLM systems and enacted numerous upgrades and changes.
- Prepared systems and staff for entry into non-purchase of receivable markets.
- Instituted changes to Multi-Level Marketing commission structure.
- Improved response time by Customer Service from 45% of calls answered within two minutes to 86%.

- Worked with multiple utilities for market entry, EDI testing, collateral requirements, etc.
- Set and held meetings with IL ICC, NJ BPU, and other state public commissions.
- Improved Third Party Verification response rate from 36% to 87%.
- Instituted identity verification to protect against online enrollments without customer authorization.
- Restructured the Collections department to enable payments over the phone, ensure the timeliness of calls, and letters and brought in an outsourced collection agency for older debt.

Employer: Energy Plus Holdings LLC, Philadelphia, PA

NG-126

Position: Vice President of Operations and New Market Development

4/10 – 5/10

- Supply and Regulatory research and improvement.

Employer: Gateway Energy Services Corporation, Montebello, NY

Position: Vice President of Operations

4/06 – 4/10

- Fully responsible for numerous operational departments including Billing, Accounts Receivable, Enrollments, Cancellations, Credit, Collections, Customer Service, and Telecommunications effecting revenue for over \$260 million while managing a budget of over 4.5 million dollars.
- Directed, implemented, and supervised a corporate expansion initiative producing a re-entry into 5 Texas, 4 New Jersey (gas), and 1 Ohio market as well as new entry into 5 Pennsylvania, 4 New Jersey (electric), 1 Kentucky, market resulting in growth of 30 thousand residential customer equivalents.
- Instituted complete modification of policies, procedures, and staff training for Customer Service and Collection departments decreasing aged receivables by \$13 million.
- Decreased bad debt from 6.7 to 1.6 percent and write offs by \$9 million per year.
- Through new policies and efficiencies decreased Customer Service staff from 11 to 8, Collections staff from 24 to 8, and Accounts Receivable staff from 4 to 3.
- Utilized Telecommunications and IT staff to develop and implement an internal voice verification system decreasing use of a third-party verification company by 50% and saving over \$100 thousand in the first nine months.
- Changed required consumer documentation delivery from a print house to electronic files with projected savings of over \$150,000 in the first year which also will allow for faster enrollments.
- Created inclement weather system, policy, and procedure whereby call center personnel were capable of working from home with supervisors having full control avoiding any shut down of operations. Implemented similar systems to enable selected employees to work from home saving overhead costs.
- Established mandatory cross training to enable better coverage for Customer Service, sales and collections, and for the Collections department to handle all customer inquiries as well as produce sales.
- Implemented and managed a new Telecommunications department bringing operations in house saving \$200,000 per year.
- Implemented and managed the operation of all utility payment methodologies, data analysis, data mining and billing procedures.
- Maintained managerial oversight of all collections activities including collection agencies and outsourcing related to \$50 million of revenue.
- Designed, implemented and supervised corporate telecommunications systems including IVRs and ACD.
- Aggressively implemented numerous operational improvements in multiple departments resulting in increased revenue generation of over \$25 million using improved internal procedures, better utility and regulatory relations, and assuring retention of key staffing personnel.

Employer: Total Gas & Electric, MX Energy, Edison, NJ

Position: Operations Manager

9/01 – 01/06

- Managed daily billing and monthly operations in twenty-nine utilities with annual revenue over \$200 million.
- Created and restructured collections departments for TG&E and MX Energy in over twenty-nine utilities and fifteen states by hiring collectors, outsourcing older debt, setting aggressive goals and implementing necessary policies and procedures. This resulted in millions of dollars of additional revenue.

- Managed and trained Collections, Customer Service, and IT Departments on policies procedures and regulatory regulations.
- Provided monthly reports to CFO on Collections, Customer Service and IT Department activities.
- Improved numerous regulatory inefficiencies resulting in better data quality control and improved cash flow from the utilities.
- Provided month end closing commodity volume and billing data to CEO and Comptroller.
- Managed and maintained customer database information on all consumption, payment, and billing histories for over 100,000 customers.
- Instructed both internal and external programmers on modifications, enhancements, and quality control.
- Coordinated with Customer Service, IT, Collections, and Enrollment Departments to ensure quick and proper responses regarding all system upgrades, customer requests, regulatory mandates, and management inquiries.
- Maintained and cultivated quality working relationships with numerous state agencies.
- Worked in conjunction with Regulatory Department to ensure tariffs, regulations and commission orders were properly implemented.
- Attended meetings with the utilities and regulatory bodies in order to inform company personnel as to changes that could affect our business models.

NG-126**Employer: Profile Consultants, Freehold, NJ****Position: Private Investigator****10/00 – 9/01**

- Provided investigative services for large Insurance firms to assist in determining validity of insurance claims.
- Business, department of motor vehicles, professional licenses, and bankruptcy searches.
- Surveillance to determine amount of activity and severity of disability of claimant.

Employer: Waldman Trading, Morganville, NJ**Position: President, Equity Trading****10/98 – 10/00**

- Momentum trading in Listed and OTC stocks.
- Buying and writing options against long and short positions.
- Arbitrage on takeovers and speculation.

Employer: Tradition Government Securities, Inc., New York, NY**Position: Manager, Government Bond Clearing Department****8/96 – 9/98**

- Organized and established department for “blind” brokerage for both GSCC dial up and Chase BDAS computer systems.
- Trained and managed personnel on clearance concepts, operations and input on Chase and GSCC systems.
- Instrumental in ensuring my department had the best comparison record with GSCC of all repo brokers.
- Daily start-up and troubleshooting of all GSCC incompatible trades and operational problems.
- Cleared DTC and physical trades through Chase Bank.
- Interacted with brokers and dealers.

Employer: Yamaichi International (America), Inc., New York, NY**Positions: Associate, Analyst, Trader Global Arbitrage Department****8/91 - 2/96**

- Analyzed and graphed calendar spreads and rolls in all sectors of G-7 countries.
- Traded and tracked rolls throughout the day in U.S. sector.
- Responsible for financing arbitrage trader’s long and short positions in US government securities for both on and off-the-run issues.
- Traded both overnight and term general collateral, on the run, and cheapest to deliver issues.
- Financed Japanese Government Bond positions with Tokyo firms.
- Maintained margin requirements for firm’s positions with other brokerage houses.
- Hedged arbitrage positions.

Education

- Bachelor of Science, City University of New York at Brooklyn College
Major: Business, Management, and Finance

NG-126

Associations

- | | |
|--|-------------|
| ▪ National Energy Marketers Association | 2006 – 2019 |
| ▪ Co-Chair Northeast Gas and Electric Policy | 2006 – 2011 |
| ▪ Co-Chair National Retail Natural Gas Policy | 2010 – 2011 |
| ▪ Co-Chair National Retail Electricity Policy | 2013 – 2014 |
| ▪ Co-Chair Consumer Rights and Marketer Code of Conduct Policy | 2013 – 2014 |

Community

- Elected member of the Marlboro Township Board of Education April 2001.
- Re-elected member of the Marlboro Township Board of Education April 2004, 2007 and 2011. Vice President 2005-2007.
- Chairperson Marlboro Township Safe Schools Task Force 2002 - 2013.
- Chairperson Marlboro Township Technology Committee 2002 - 2013.

References

- Ananda Goswami, SVP, Vertex One
- Perry Wilson, CEO Northeastern Power
- Matt Judkin, CEO Horizon Power & Light LLC
- Larry Leikin, fmr CEO Trusted TPV
- Bill Kinneary, fmr CEO, Powervine Energy

Matt Judkin

SUMMARY

NG-126

Matt offers unique expertise in leadership, industry knowledge, dynamic energy and professional salesmanship which has earned him the respect and admiration of clients, employees and colleagues alike. Matt's mission is to make clients' priorities his own, and to exceed expectations at every turn.

SKILLS

- Business Strategy
- Leadership
- Residential and Commercial Sales
- Customer Service
- Brokerage Services
- Telemarketing
- Direct Marketing
- Digital Marketing
- Strategic Consulting
- New Business Development

EXPERIENCE

Horizon Power and Light

President

June 2024-Current

- Acquired retail energy supplier platform which serves approximately 8,000 RCEs
- Construct sales plans to enroll customers in existing licensed markets
- Design expansion plans to increase service territory

Energy BPO

President & Founder

February 2021-Current

- Operate call center which makes outbound sales calls and manages internal customer service calls for portfolio of clients
- Hire new agents and manage existing team for optimal productivity using creative incentive plans and marketing campaigns

Executive Energy Management

Chief Executive Officer & Founder

January 2016-May 2020

- Provided management services and strategic direction to leading sales and service brands across the energy industry

AGR Group

CEO/President/Founder

March 2002-December 2015

- Co-Founded company leveraging compliance, sales and operational expertise to build an original book of business
- Deployed direct sales campaigns to commercial and residential prospects

Energycare

Founder

2015

- A Vegas-based energy-only BPO formed in 2015 that provides customer service and support for distribution utilities and deregulated energy suppliers in North America

NG-126

Energy Professionals

Founder

2007

- A leading energy broker and consulting firm that services more than 12,000 commercial-only customers throughout North America

Senior VP Business Development, Mueller Worldwide

March 2001-March 2002

- Launched retail energy division for privately held direct marketing company
- Raised funds for international nonprofits and socio-economic issues

Joanne Gentilejoanne@hplco.com**EDUCATION****Hofstra University – School of Law****Uniondale, NY***Juris Doctor*

1989

St. John's University, School of Business**NG-126****Queens, NY***Bachelor of Science | Concentration in Marketing*

1985

PROFESSIONAL EXPERIENCE**Summer Energy Northeast, LLC****New York, NY***Owner**November 2024 - Present*

- Provide retail energy services to both residential, small commercial and C & I customers across several states

Horizon Power and Light, LLC**New York, NY***Owner**June 2024 - Present*

- Provide retail energy services to both residential, small commercial and C & I customers across several states

Energy BPO, LLC**New York, NY***Owner**2021 - Present*

- Served the retail energy sector as a Founder, Manager and Investor of Energy BPO since 2021

Cardali & Cardali, PC**New York, NY***Partner**1992 - 2015*

- Assisted in operations and the management of the law firm
- Responsible for the bookkeeping and management of operating, escrow and payroll accounts
- Managed and assisted in the hiring and dismissal of employees
- Assisted in the acquiring and implementation of health care services, accounting services and IT services
- Responsible for general negligence and medical malpractice case load
- Court conference and trial appearances primarily in all New York City borough State Courts

Cardali & Cardali, PC**New York, NY***Associate**1985 - 1992*

- Assisted in all office operations and administrative functions
- Worked on various office projects implementing computers and case management systems
- Performed Supreme Court filings, State and Federal agency filings

ADDITIONAL INFORMATION**Skills:** Microsoft Office, Legal / Brief writing, Research, Administrative Operations



PURCHASE RECEIPT

NG-126

Public Service Commission - Natural Gas

1200 N Street Suite 300
Lincoln NE 68508
(402)471-0234
debbie.jacobson@nebraska.gov
OTC Local Ref ID: 138614822
9/3/2025 09:07 PM

1200 N Street, Suite 300, Lincoln, NE 68508 Phone: 402-471-3101 Toll Free: 1-800-526-0017

Thank you for your purchase.

Status:	APPROVED
Customer Name:	James Gentile
Type:	AmericanExpress
Credit Card Number:	**** * 1007

Items	Quantity	TPE Order ID	Total Amount
Natural Gas Application Fee	1	94206506	\$200.00
Company Name: Horizon Power and Light, LLC			
Total remitted to the Public Service Commission - Natural Gas			\$200.00
Total Amount Charged			\$204.98

Copy of most recent Annual Report to Stakeholders is not applicable because Horizon Power and Light, LLC is a private company.

NG-126

Horizon Power and Light, LLC, including its parent company and affiliates, has not been subject to any legal actions related to the provision of competitive natural gas or aggregator services in any state within the past twelve (12) months.

NG-126

Horizon Power and Light, LLC, its parent company, and its affiliates have never had a license to provide competitive natural gas or aggregator services suspended, revoked, voluntarily withdrawn, or denied in any jurisdiction.

NG-126

Statement of shareholders' equity and a description of applicant's debt structure, including bond rating is not applicable because Horizon Power and Light, LLC is a private company.

NG-126