

Black Hills Nebraska Gas, LLC

d/b/a Black Hills Energy

NG – 101.1 Quarterly Status Update

Presented to the Nebraska Public Service Commission

January 14, 2025

Agenda

- Winter Supply Price Update – Kent Kopetzky
- Green Forward – Crystal Austin
- SSIR – Andy Storf / Doug Schmitz
- Public Awareness Campaign – Nathan Stewart

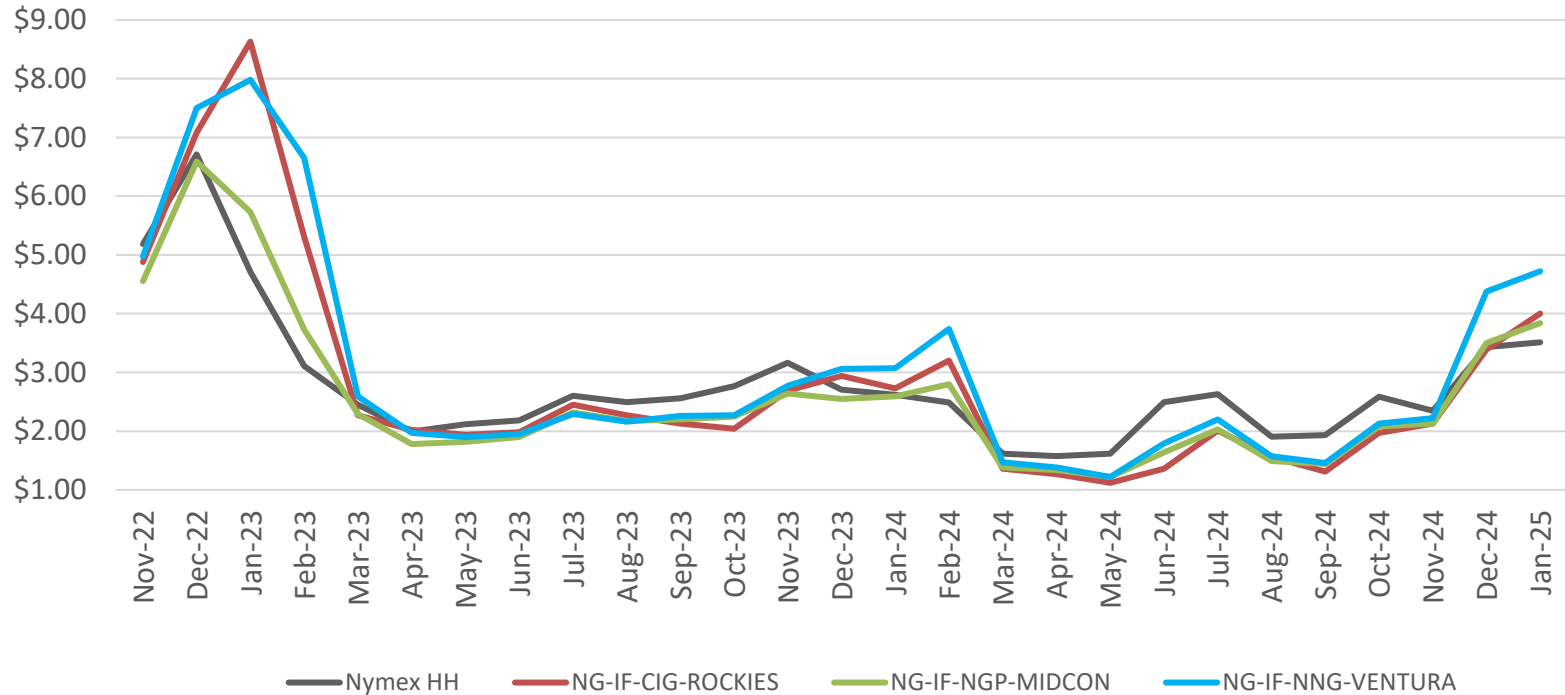
Winter 24-25 Update (Nebraska PSC)

Gas Supply Update

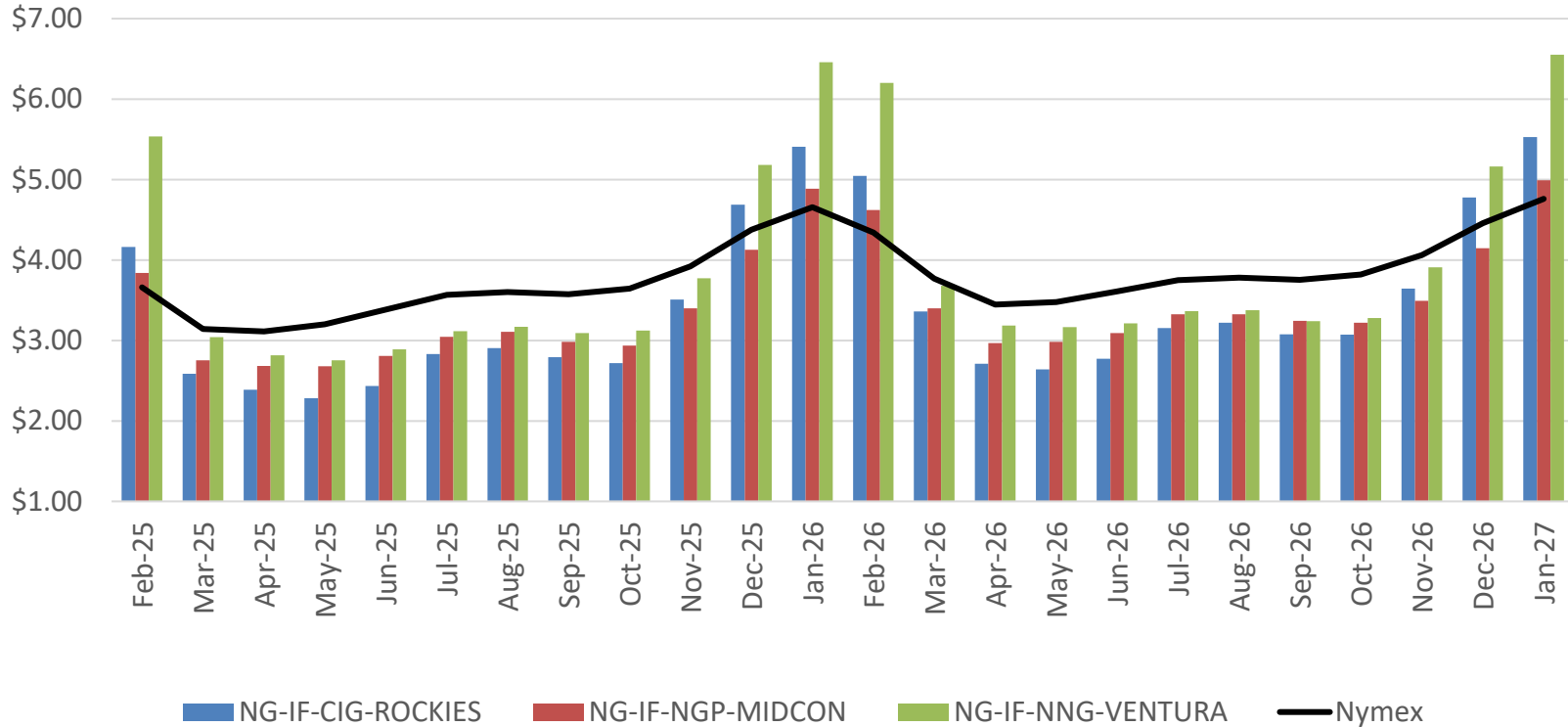
January 14, 2025



Natural Gas Pricing - Historical



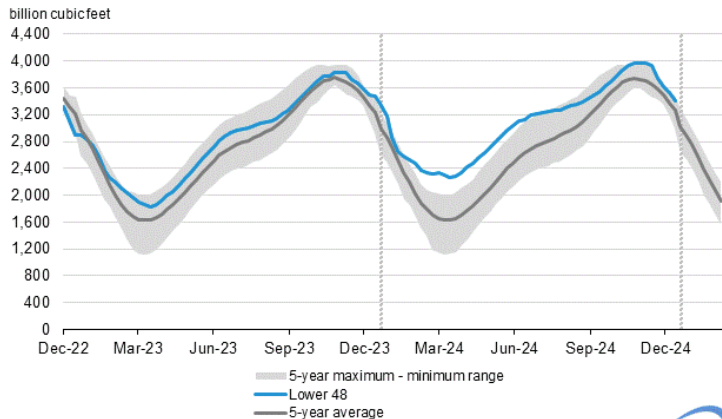
Future Natural Gas Pricing



Market Update

- National production levels remain elevated despite the ongoing low prices. Dry gas production is currently around 104 Bcf/day, 1.3 Bcf/day lower than year-ago levels.
- EIA national storage report shows inventory currently 1.9% lower than year-ago and 4.7% higher than the five-year-average.

Working gas in underground storage compared with the 5-year maximum and minimum



Data source: U.S. Energy Information Administration



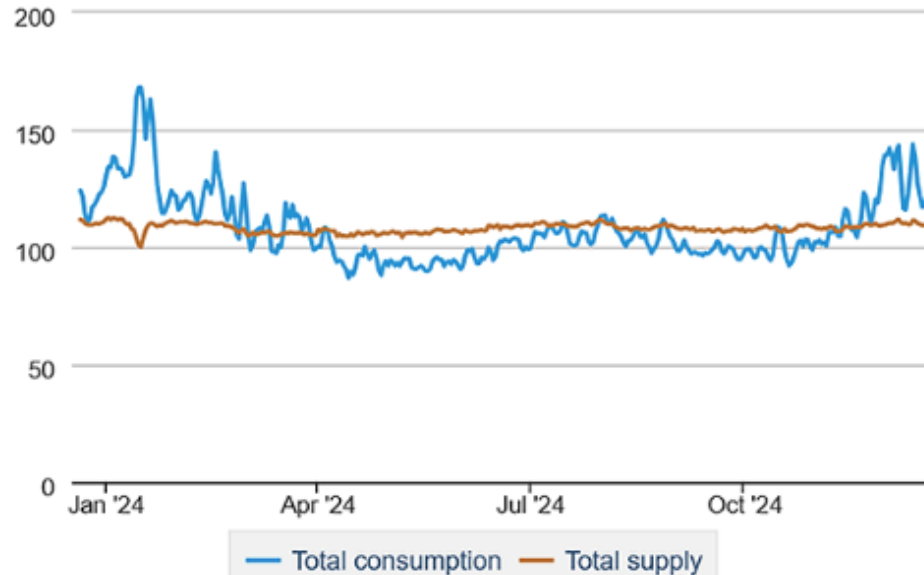
Historical Comparisons

Region	Stocks billion cubic feet (Bcf)				Year ago (12/27/23)		5-year average (2019-23)	
	12/27/24	12/20/24	net change	implied flow	Bcf	% change	Bcf	% change
East	745	792	-47	-47	801	-7.0	771	-3.4
Midwest	914	960	-46	-46	973	-6.1	922	-0.9
Mountain	262	267	-5	-5	229	14.4	188	39.4
Pacific	295	293	2	2	280	5.4	242	21.9
South Central	1,197	1,217	-20	-20	1,197	0.0	1,135	5.5
Salt	349	349	0	0	340	2.6	323	8.0
Nonsalt	848	868	-20	-20	857	-1.1	812	4.4
Total	3,413	3,529	-116	-116	3,480	-1.9	3,259	4.7

Supply - Demand

Total supply/demand balance (last 365 days)

billion cubic feet per day

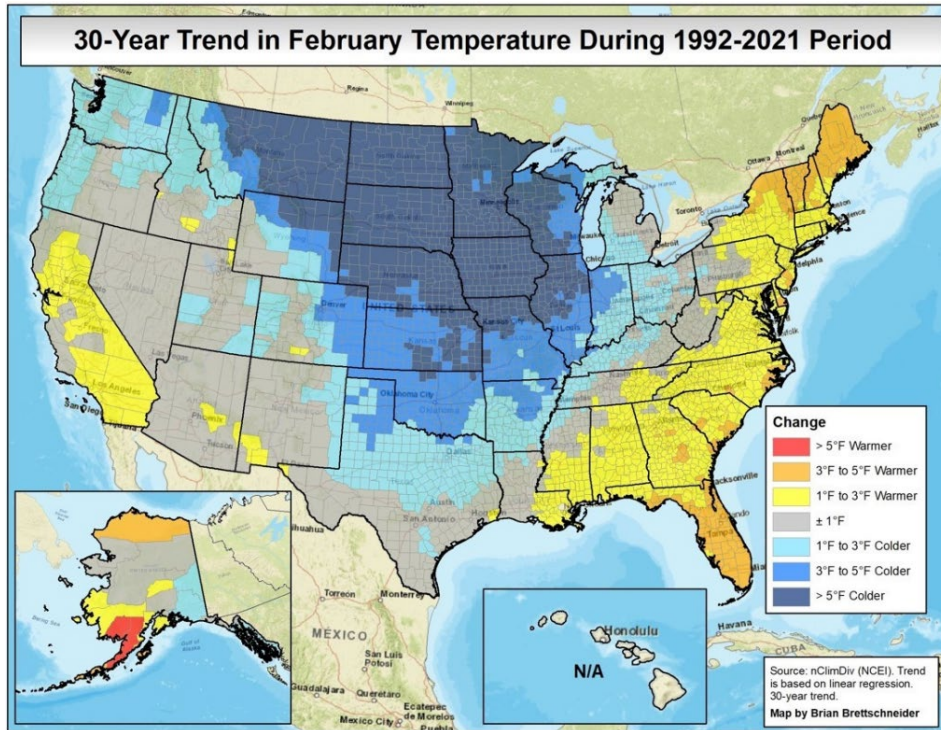


Data source: S&P Global Commodity Insights

Weather 2024

- Black Hills Nebraska 2024 annual weather was much warmer than normal
 - Nearly 16% warmer than average
 - 7% warmer than 2023
- Winter 2024-2025 is off to a mild start
 - November 2024 ~ 14% warmer than average and about 1.5% warmer than Nov. 2023
 - December 2024 ~12% warmer than average; 7% cooler than Dec. 2023
 - Nov – Dec 2024 ~13% warmer than average; about 3.5% cooler than Nov - Dec 2023

February -- Historically the Coldest Month



Green Forward

Crystal Austin



Green Forward Semi-Annual Reporting

Propose a single annual report due July 31st and replace January report with update during Q1 NG 101.1 meeting.

January Content Updates

- Participation Summary
- Financial Summary

July Content Updates

- Participation Summary
- Financial Summary
- Deferred Accounting Balance
- Cost Allocation Methods
- Compliance Status
- Marketing Plan Status
- Marketing Materials

Green Forward Participation & Financial Summary

Example: Pilot-to-date January 1, 2023 – June 30, 2024

	Total Enrollments	Un-enrollments	Total Active Plans	Total Blocks	Average Blocks	Annualized Blocks	Therms	CCFs
AR	42	4	38	81	2.13	399.00	8,179.50	8,099.70
KS	71	11	60	90	1.50	855.00	17,527.50	
NE	179	19	160	282	1.76	2,095.00	42,947.50	
WY	32	0	32	63	1.97	127.00	2,603.50	
	324	34	290	516		3,476.00	71,258.00	

**AR specific*

Nebraska Program Balance:	
Total NE Revenue	
Total NE Costs	
Total NE Program Balance	

SSIR

Andy Storf and Doug Schmitz



Public Awareness on Damage Prevention

Nathan Stewart





Black Hills Energy Damage Prevention

January '25



Safety

We commit to live and work safely every day.



Damage Types

3 Damage Types:

Excavator Fault (Not hand digging, Not maintaining marks, etc.)

Marks Not Accurate (Human error, Bad maps, etc.)

No One Call (Did not use 811 system/No notification made)

Damage Reduction Tactics



Excavator Fault – Job site visits, Best practice training, Etc

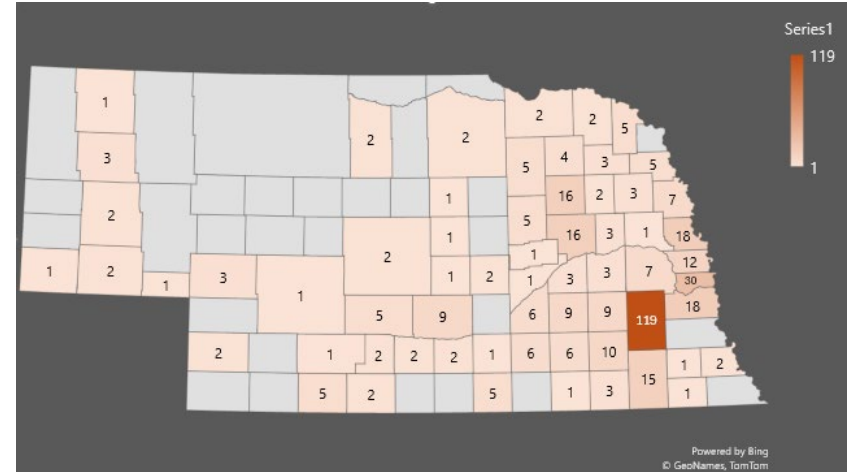
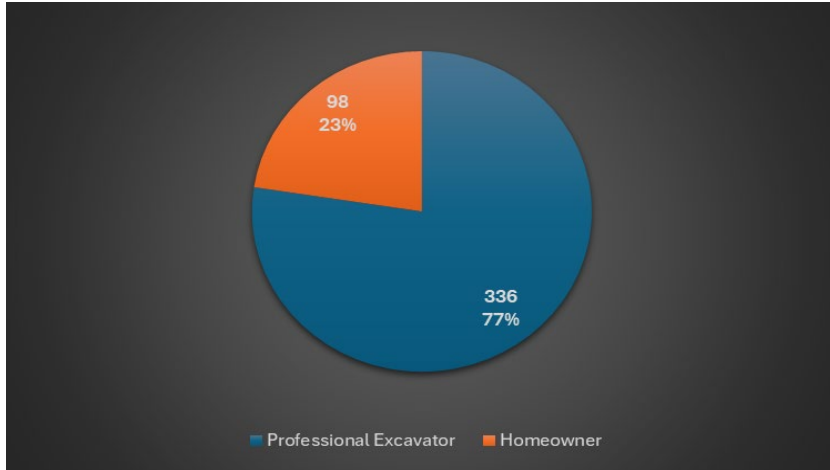


Marks Not Accurate – Locator training, Map Improvement, Etc



No One Call – Public awareness campaigns

No Notification Made Damages



Public Awareness

Current Requirements for Public Awareness within our DIMP plan :

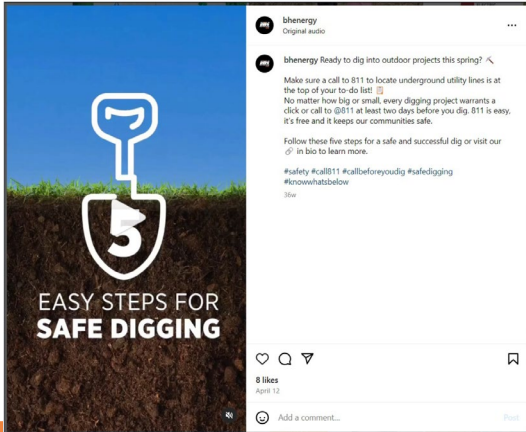
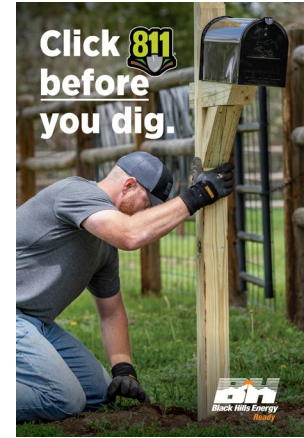
- Per (code) We are required to send materials to everyone within 700 ft of a distribution pipeline
- Materials consist of routine flyers sent via mail

Public Awareness

Expanded campaign features:

- Radio
- Billboards
- Social Media
- Geo-fencing
- Strategic border placement
- Trade show representation





Did you know?

Anytime you put a shovel in the ground you run the risk of hitting a utility line. Before any digging projects — big or small — always click or call 811.

Keep your digging projects safe →



Questions?

